

ISED Radio Test Report

IC : 9968A-AW7915NPD
Equipment : WiFi6 11ax 2T2R module 1800Mbps
Brand Name : AsiaRF Co., Ltd.
Model Name : AW7915-NPD
Applicant : AsiaRF Co., Ltd.
1F., No.2, Lane45, Shuiyuan Street.,
Yonghe City, Taipei County 234, Taiwan
Manufacturer : AsiaRF Co., Ltd.
1F., No.2, Lane45, Shuiyuan Street.,
Yonghe City, Taipei County 234, Taiwan
Standard : RSS-247 Issue 2, 2017-02

The product was received on Mar. 28, 2022, and testing was started from Apr. 27, 2022 and completed on Jun. 16, 2022. We, SPORTON INTERNATIONAL INC. Hsinhua Laboratory, would like to declare that the tested sample has been evaluated in accordance with the procedures given in ANSI C63.10-2013 and shown compliance with the applicable technical standards.

The test results in this report apply exclusively to the tested model / sample. Without written approval of SPORTON INTERNATIONAL INC. Hsinhua Laboratory, the test report shall not be reproduced except in full.


Approved by: Jackson Tsai

SPORTON INTERNATIONAL INC. Hsinhua Laboratory

No.52, Huaya 1st Rd., Guishan Dist., Taoyuan City 333411, Taiwan (R.O.C.)

Table of Contents

HISTORY OF THIS TEST REPORT	3
SUMMARY OF TEST RESULT	4
1 GENERAL DESCRIPTION	5
1.1 Information.....	5
1.2 Testing Applied Standards	8
1.3 Testing Location Information	8
1.4 Measurement Uncertainty	8
2 TEST CONFIGURATION OF EUT.....	9
2.1 Test Channel Mode	9
2.2 The Worst Case Measurement Configuration.....	11
2.3 Support Equipment.....	12
2.4 Test Setup Diagram	13
3 TRANSMITTER TEST RESULT	15
3.1 AC Power-line Conducted Emissions	15
3.2 DTS Bandwidth.....	17
3.3 Maximum Conducted Output Power	18
3.4 Power Spectral Density	20
3.5 Emissions in Non-restricted Frequency Bands	21
3.6 Emissions in Restricted Frequency Bands.....	22
4 TEST EQUIPMENT AND CALIBRATION DATA	26
APPENDIX A. TEST RESULTS OF AC POWER-LINE CONDUCTED EMISSIONS	
APPENDIX B. TEST RESULTS OF DTS BANDWIDTH	
APPENDIX C. TEST RESULTS OF MAXIMUM CONDUCTED OUTPUT POWER	
APPENDIX D. TEST RESULTS OF POWER SPECTRAL DENSITY	
APPENDIX E. TEST RESULTS OF EMISSIONS IN NON-RESTRICTED FREQUENCY BANDS	
APPENDIX F. TEST RESULTS OF EMISSIONS IN RESTRICTED FREQUENCY BANDS	
APPENDIX G. TEST PHOTOS	
PHOTOGRAPHS OF EUT V01	



History of this test report

Report No.	Version	Description	Issued Date
CR211912AC	01	Initial issue of report	Jun. 27, 2022

Summary of Test Result

Report Clause	Ref. Std. Clause	Test Items	Result (PASS/FAIL)	Remark
1.1.2	N/A	Antenna Requirement	PASS	-
3.1	RSS-Gen 8.8	AC Power-line Conducted Emissions	PASS	-
3.2	RSS-247 5.2, RSS-Gen 6.7	DTS Bandwidth	PASS	-
3.3	RSS-247 5.4	Maximum Conducted Output Power	PASS	-
3.4	RSS-247 5.2	Power Spectral Density	PASS	-
3.5	RSS-247 5.5	Emissions in Non-restricted Frequency Bands	PASS	-
3.6	RSS-247 5.5	Emissions in Restricted Frequency Bands	PASS	-

Declaration of Conformity:

The test results with all measurement uncertainty excluded are presented in accordance with the regulation limits or requirements declared by manufacturers.

Comments and explanations:

The EUT supports beamforming and CDD modes, and the CDD mode is the worst case. Therefore, all test items are evaluated in the report. The beamforming mode only evaluates the output power.

Reviewed by: Ben Tseng

Report Producer: Jenny Yang

1 General Description

1.1 Information

1.1.1 RF General Information

Frequency Range (MHz)	IEEE Std. 802.11	Ch. Frequency (MHz)	Channel Number
2400-2483.5	b, g, n (HT20), VHT20, ax(HEW20)	2412-2462	1-11 [11]
2400-2483.5	n (HT40), VHT40, ax(HEW40)	2422-2452	3-9 [7]

<Non-Beamforming>

Band	Mode	BWch (MHz)	Nant
2.4-2.4835GHz	802.11b	20	2TX
2.4-2.4835GHz	802.11g	20	2TX
2.4-2.4835GHz	802.11ax HEW20	20	2TX
2.4-2.4835GHz	802.11ax HEW40	40	2TX

<Beamforming>

Band	Mode	BWch (MHz)	Nant
2.4-2.4835GHz	802.11ax HEW20-BF	20	2TX
2.4-2.4835GHz	802.11ax HEW40-BF	40	2TX

Note:

- ♦ 11b mode uses a combination of DSSS-DBPSK, DQPSK, CCK modulation.
- ♦ 11g, HT20 and HT40 use a combination of OFDM-BPSK, QPSK, 16QAM, 64QAM modulation.
- ♦ VHT20, VHT40 use a combination of OFDM-BPSK, QPSK, 16QAM, 64QAM, 256QAM modulation.
- ♦ HEW20, HEW40 use a combination of OFDMA-BPSK, QPSK, 16QAM, 64QAM, 256QAM modulation.
- ♦ BWch is the nominal channel bandwidth.

1.1.2 Antenna Information

Group	Ant.	Brand	Model Name	Antenna Type	Connector	Support	Cable Loss (dBi)
1	1-2	Asiarf	ANT010-DAU	PCB	I-PEX / MMCX	2.4G+5G	0.3
2	3-4	Asiarf	ANT003	PCB	I-PEX / MMCX	2.4G+5G	0.3
3	5-6	Asiarf	A245005N	PCB	I-PEX / MMCX	2.4G+5G	0.3
4	7-8	Asiarf	A2405N	PCB	I-PEX / MMCX	2.4G	0.3
5	9-10	Asiarf	A5005N	PCB	I-PEX / MMCX	5G	0.3
6	11-12	Asiarf	A245004	Dipole	I-PEX / MMCX	2.4G+5G	0.3
7	13-14	Asiarf	A245002	Dipole	I-PEX / MMCX	2.4G+5G	0.3

Group	Ant.	Gain (dBi)	
		2.4G	5G
1	1-2	5.2	5.5
2	3-4	2.5	2.5
3	5-6	4	5.1
4	7-8	5.2	-
5	9-10	-	5
6	11-12	4	5.1
7	13-14	2	2

Note 1: EUT can match with above antennas for using. The higher gain (Ant. 1/6) were used to perform the worst configuration and result of that was recorded as the final test result.

Note 2: The antenna mentioned above will not be sold with the EUT in the market.

For 2.4GHz function:

For IEEE 802.11 b/g/n/VHT/ax mode (2TX/2RX)

Group 1, 2, 3, 4, 6, 7 could transmit/receive simultaneously.

For 5GHz function:

For IEEE 802.11 a/n/ac/ax mode (2TX/2RX)

Group 1, 2, 3, 5, 6, 7 could transmit/receive simultaneously.

1.1.3 EUT Information

Identify EUT				
HVIN	AW7915-NPD			
S/N	000A5206DF88			
FW Version	LEDE Reboot 17.01-SNAPSHOT unknown / LuCI (unknown)			
Operational Condition				
EUT Power Type	From Test Fixture			
EUT Function	<input checked="" type="checkbox"/>	Point-to-multipoint	<input type="checkbox"/>	Point-to-point
Beamforming Function	<input checked="" type="checkbox"/>	With beamforming	<input type="checkbox"/>	Without beamforming
Resource Unit(802.11ax)	<input checked="" type="checkbox"/>	Full RU	<input type="checkbox"/>	Partial RU
Type of EUT				
<input checked="" type="checkbox"/>	Stand-alone			
<input type="checkbox"/>	Combined (EUT where the radio part is fully integrated within another device)			
	Combined Equipment - Brand Name / Model No.:		...	
<input type="checkbox"/>	Plug-in radio (EUT intended for a variety of host systems)			
	Host System - Brand Name / Model No.:		...	
<input type="checkbox"/>	Other:			

1.1.4 Mode Test Duty Cycle
<Non-Beamforming>

Mode	DC	DCF(dB)	T(s)	VBW(Hz) ≥ 1/T
802.11b_Nss1,(1Mbps)_2TX	0.992	0.03	n/a (DC>=0.98)	n/a (DC>=0.98)
802.11g_Nss1,(6Mbps)_2TX	0.96	0.18	1.397m	1k
802.11ax HEW20_Nss1,(MCS0)_2TX	0.948	0.23	1.028m	1k
802.11ax HEW40_Nss1,(MCS0)_2TX	0.905	0.43	547.5u	3k

<Beamforming>

Mode	DC	DCF(dB)	T(s)	VBW(Hz) ≥ 1/T
802.11ax HEW20-BF_Nss1,(MCS0)_2TX	0.948	0.23	1.028m	1k
802.11ax HEW40-BF_Nss1,(MCS0)_2TX	0.905	0.43	547.5u	3k

Note. If DC < 0.98, the DCF was added while measuring Output power and PSD.

1.1.5 Table for Multiple Listing

SKU	Ant. Connector	Description
1	I-PEX	There are two SKUs for EUT. The only difference between SKU 1 and SKU 2 is Ant. Connector, but the gain is same. Therefore, SKU 1 configuration was measured during the test.
2	MMCX	

1.2 Testing Applied Standards

According to the specifications of the manufacturer, the EUT must comply with the requirements of the following standards:

- ♦ RSS-247 Issue 2, 2017-02
- ♦ RSS-Gen Issue 5, 2021-02
- ♦ ANSI C63.10-2013

The following reference test guidance is not within the scope of accreditation of TAF:

- ♦ KDB 558074 D01 v05r02
- ♦ KDB 662911 D01 v02r01
- ♦ KDB 414788 D01 v01r01

1.3 Testing Location Information

Test Lab. : Sporton International Inc. Hsinhua Laboratory				
<input checked="" type="checkbox"/> Hsinhua (TAF: 3785)	ADD: No.52, Huaya 1st Rd., Guishan Dist., Taoyuan City 333411, Taiwan (R.O.C.)			
	TEL: 886-3-327-3456		FAX: 886-3-327-0973	
Conformity Assessment Body Identifier (CABID) TW3785				
Test Condition	Test Site No.	Test Engineer	Test Environment	Test Date
AC Conduction	CO04-HY	Wayne Chiu	21.1~21.6°C / 57~61%	17/May/2022
RF Conducted	TH07-HY	Alan Chien	20.1~26.9°C / 50~60%	09/May/2022~16/Jun/2022
Radiated	03CH03-HY	Billy Wang	20.1~23.3°C / 55~60%	27/Apr/2022~15/Jun/2022
<input type="checkbox"/> Wen 33rd.St. (TAF: 3785)	ADD: No.14-1, Ln. 19, Wen 33rd St., Guishan Dist., Taoyuan City 333010, Taiwan (R.O.C.)			
	TEL: 886-3-318-0787		FAX: 886-3-318-0287	
Conformity Assessment Body Identifier (CABID) TW3785				

1.4 Measurement Uncertainty

ISO/IEC 17025 requires that an estimate of the measurement uncertainties associated with the emissions test results be included in the report. The measurement uncertainties given below are based on a 95% confidence level (based on a coverage factor (k=2))

Test Items	Uncertainty	Remark
Conducted Emission (150kHz ~ 30MHz)	0.9 dB	Confidence levels of 95%
Radiated Emission (9kHz ~ 30MHz)	2.4 dB	Confidence levels of 95%
Radiated Emission (30MHz ~ 1,000MHz)	3.7 dB	Confidence levels of 95%
Radiated Emission (1GHz ~ 18GHz)	3.6 dB	Confidence levels of 95%
Radiated Emission (18GHz ~ 40GHz)	3.5 dB	Confidence levels of 95%
Conducted Emission	1.0 dB	Confidence levels of 95%
Temperature	0.41 °C	Confidence levels of 95%
Humidity	3.4 %	Confidence levels of 95%

2 Test Configuration of EUT

2.1 Test Channel Mode

Test Software Version	QATool_Dbg 0.0.2.33
------------------------------	---------------------

<Non-Beamforming>

Mode	Power Setting
802.11b_Nss1,(1Mbps)_2TX	-
2412MHz	11.5
2417MHz	11
2437MHz	13
2462MHz	13.5
802.11g_Nss1,(6Mbps)_2TX	-
2412MHz	17.5
2417MHz	17.5
2437MHz	17.5
2457MHz	18
2462MHz	17.5
802.11ax HEW20_Nss1,(MCS0)_2TX	-
2412MHz	15.5
2417MHz	16
2437MHz	18
2457MHz	16.5
2462MHz	16.5
802.11ax HEW40_Nss1,(MCS0)_2TX	-
2422MHz	15.5
2427MHz	15.5
2437MHz	16
2447MHz	15.5
2452MHz	15


<Beamforming>

Mode	Power Setting
802.11ax HEW20-BF_Nss1,(MCS0)_2TX	-
2412MHz	15.5
2417MHz	16
2437MHz	18
2457MHz	16.5
2462MHz	16.5
802.11ax HEW40-BF_Nss1,(MCS0)_2TX	-
2422MHz	15.5
2427MHz	15.5
2437MHz	16
2447MHz	15.5
2452MHz	15

2.2 The Worst Case Measurement Configuration

The Worst Case Mode for Following Conformance Tests	
Tests Item	AC power-line conducted emissions
Condition	AC power-line conducted measurement for line and neutral Test Voltage: 120Vac / 60Hz
Operating Mode	CTX
1	Test Fixture mode; PCB Antenna
2	Test Fixture mode; Dipole Antenna

The Worst Case Mode for Following Conformance Tests	
Tests Item	DTS Bandwidth Maximum Conducted Output Power Power Spectral Density Emissions in Non-restricted Frequency Bands
Test Condition	Conducted measurement at transmit chains

The Worst Case Mode for Following Conformance Tests	
Tests Item	Emissions in Restricted Frequency Bands
Test Condition	Radiated measurement If EUT consist of multiple antenna assembly (multiple antenna are used in EUT regardless of spatial multiplexing MIMO configuration), the radiated test should be performed with highest antenna gain of each antenna type.
Operating Mode < 1GHz	CTX
1	Test Fixture mode; PCB Antenna
2	Test Fixture mode; Dipole Antenna
Operating Mode > 1GHz	CTX
Orthogonal Planes of EUT	Z Plane
	

2.3 Support Equipment

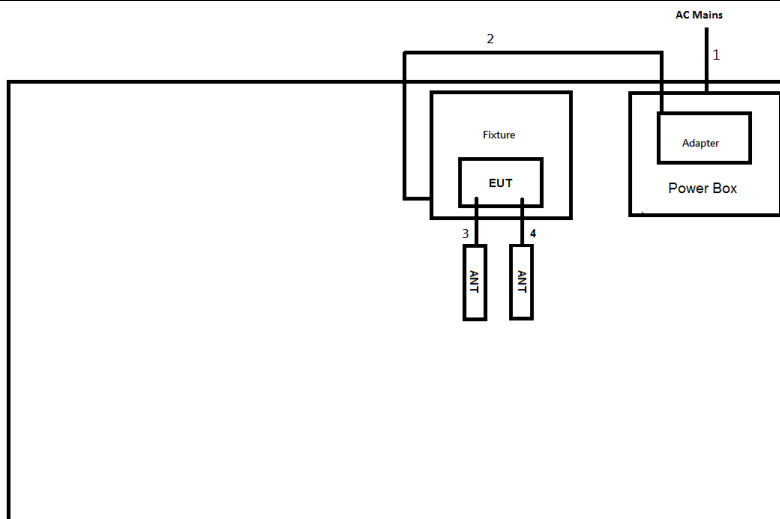
Support Equipment – AC Conduction					
No.	Equipment	Brand Name	Model Name	FCC ID	Remark
1	Fixture	Sinovoip	Banana Pi BPI-R64	-	Provided by Customer
2	Adapter	SHENZHEN YINGHUIYUAN ELECTRONICS CO.,LTD	YHY-12004000	-	Provided by Customer
3	AC power cable	Power sync	PW-GPC180-3	-	-

Support Equipment – Conducted					
No.	Equipment	Brand Name	Model Name	FCC ID	Remark
1	Notebook	DELL	E5410	-	-
2	Adapter for NB	DELL	HA65NM130	-	-

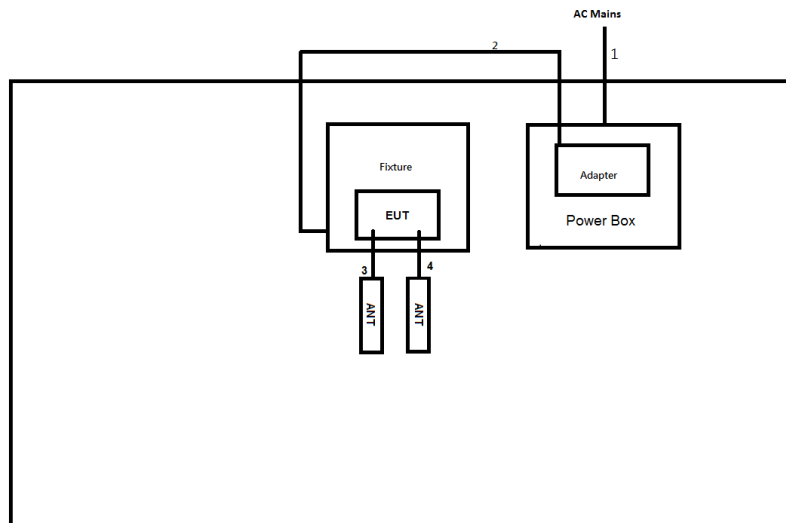
Support Equipment – Radiated					
No.	Equipment	Brand Name	Model Name	FCC ID	Remark
1	Adapter	SHENZHEN YINGHUIYUAN ELECTRONICS CO.,LTD	YHY-12004000	-	Provided by Customer
2	Fixture	Sinovoip	Banana Pi BPI-R64	-	Provided by Customer
3	AC power cable	Power sync	PW-GPC180-3	-	-

2.4 Test Setup Diagram

Test Setup Diagram – AC Line Conducted Emission Test



Item	Connection	Shielded	Length(m)	Remark
1	AC Power cable	No	1.8	-
2	DC Power cable	No	1.0	-
3	RF Cable	No	0.1	-
4	RF Cable	No	0.1	-

Test Setup Diagram - Radiated Test


Item	Connection	Shielded	Length(m)	Remark
1	AC Power cable	No	1.8	-
2	DC Power cable	No	1.0	-
3	RF Cable	No	0.1	-
4	RF Cable	No	0.1	-

3 Transmitter Test Result

3.1 AC Power-line Conducted Emissions

3.1.1 AC Power-line Conducted Emissions Limit

AC Power-line Conducted Emissions Limit		
Frequency Emission (MHz)	Quasi-Peak	Average
0.15-0.5	66 - 56 *	56 - 46 *
0.5-5	56	46
5-30	60	50
Note 1: * Decreases with the logarithm of the frequency.		

3.1.2 Measuring Instruments

Refer a test equipment and calibration data table in this test report.

3.1.3 Test Procedures

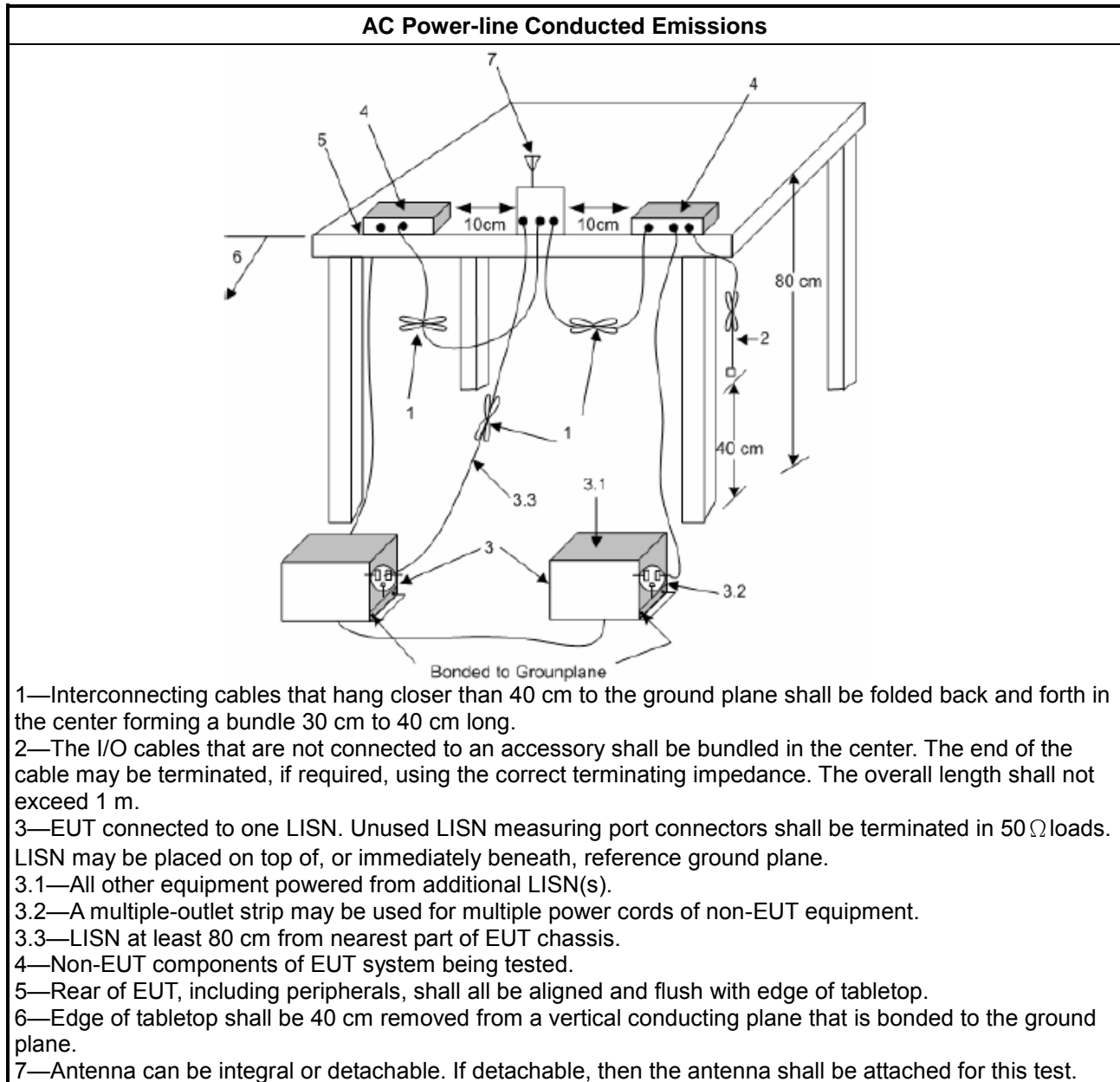
Test Method
<input checked="" type="checkbox"/> Refer as ANSI C63.10-2013, clause 6.2 for AC power-line conducted emissions.

3.1.4 Measurement Results Calculation

The measured Level is calculated using:

Corrected Reading: Raw(Read Level) + LISN(LISN Factor) + CL(Cable Loss) + AT(Attenuator).

3.1.5 Test Setup



3.1.6 Test Result of AC Power-line Conducted Emissions

Refer as Appendix A

3.2 DTS Bandwidth

3.2.1 6dB Bandwidth Limit

6dB Bandwidth Limit	
Systems using digital modulation techniques:	
▪	6 dB bandwidth \geq 500 kHz.

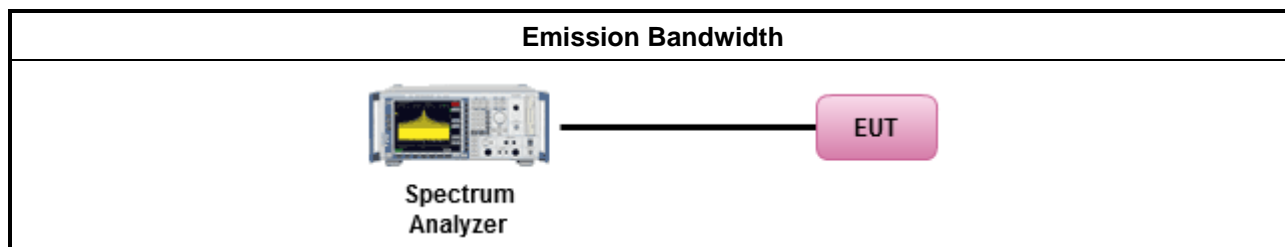
3.2.2 Measuring Instruments

Refer a test equipment and calibration data table in this test report.

3.2.3 Test Procedures

Test Method	
▪	For the emission bandwidth shall be measured using one of the options below:
<input checked="" type="checkbox"/>	Refer as KDB 558074. clause 8.2 (11.8 of ANSI C63.10) DTS bandwidth measurement.
<input checked="" type="checkbox"/>	Refer as RSS-Gen, clause 6.7 for occupied bandwidth testing.
<input type="checkbox"/>	Refer as ANSI C63.10, clause 6.9.3 for occupied bandwidth testing.

3.2.4 Test Setup



3.2.5 Test Result of Emission Bandwidth

Refer as Appendix B

3.3 Maximum Conducted Output Power

3.3.1 Maximum Conducted Output Power Limit

Maximum Conducted Output Power Limit		
	▪	If $G_{TX} \leq 6$ dBi, then $P_{Out} \leq 30$ dBm (1 W)
	▪	Point-to-multipoint systems (P2M): If $G_{TX} > 6$ dBi, then $P_{Out} = 30 - (G_{TX} - 6)$ dBm
	▪	Point-to-point systems (P2P): If $G_{TX} > 6$ dBi, then $P_{Out} = 30 - (G_{TX} - 6)/3$ dBm
	▪	Smart antenna system (SAS):
	-	Single beam: If $G_{TX} > 6$ dBi, then $P_{Out} = 30 - (G_{TX} - 6)/3$ dBm
	-	Overlap beam: If $G_{TX} > 6$ dBi, then $P_{Out} = 30 - (G_{TX} - 6)/3$ dBm
	-	Aggregate power on all beams: If $G_{TX} > 6$ dBi, then $P_{Out} = 30 - (G_{TX} - 6)/3 + 8$ dB dBm
e.i.r.p. Power Limit:		
	▪	2400-2483.5 MHz Band
	▪	Point-to-multipoint systems (P2M): $P_{eirp} \leq 36$ dBm (4 W)
	▪	Point-to-point systems (P2P): $P_{eirp} \leq \text{MAX}(36, [P_{Out} + G_{TX}])$ dBm
	▪	Smart antenna system (SAS)
	-	Single beam: $P_{eirp} \leq \text{MAX}(36, P_{Out} + G_{TX})$ dBm
	-	Overlap beam: $P_{eirp} \leq \text{MAX}(36, P_{Out} + G_{TX})$ dBm
	-	Aggregate power on all beams: $P_{eirp} \leq \text{MAX}(36, [P_{Out} + G_{TX} + 8])$ dBm
P_{Out} = maximum peak conducted output power or maximum conducted output power in dBm, G_{TX} = the maximum transmitting antenna directional gain in dBi.		


3.3.2 Measuring Instruments

Refer a test equipment and calibration data table in this test report.

3.3.3 Test Procedures

Test Method	
<ul style="list-style-type: none"> Maximum Peak Conducted Output Power 	
<input type="checkbox"/>	Refer as KDB 558074, clause 8.3.1.1 (11.9.1.1 of ANSI C63.10) RBW ≥ EBW method.
<input type="checkbox"/>	Refer as KDB 558074, clause 8.3.1.2 (11.9.1.2 of ANSI C63.10) integrated band power method.
<input type="checkbox"/>	Refer as KDB 558074, clause 8.3.1.3 (11.9.1.3 of ANSI C63.10) peak power meter.
<ul style="list-style-type: none"> Maximum Average Conducted Output Power 	
<input type="checkbox"/>	Refer as KDB 558074, clause 8.3.2.2 (11.9.2.2 of ANSI C63.10) using a spectrum analyzer.
<input checked="" type="checkbox"/>	Refer as KDB 558074, clause 8.3.2.3 (11.9.2.3 of ANSI C63.10) using a power meter.
<ul style="list-style-type: none"> For conducted measurement. 	
<ul style="list-style-type: none"> If the EUT supports multiple transmit chains using options given below: Refer as KDB 662911, In-band power measurements. Using the measure-and-sum approach, measured all transmit ports individually. Sum the power (in linear power units e.g., mW) of all ports for each individual sample and save them. 	
<ul style="list-style-type: none"> If multiple transmit chains, EIRP calculation could be following as methods: $P_{total} = P_1 + P_2 + \dots + P_n$ (calculated in linear unit [mW] and transfer to log unit [dBm]) $EIRP_{total} = P_{total} + DG$ 	

3.3.4 Test Setup



3.3.5 Test Result of Maximum Conducted Output Power

Refer as Appendix C

3.4 Power Spectral Density

3.4.1 Power Spectral Density Limit

Power Spectral Density Limit	
▪	Power Spectral Density (PSD) \leq 8 dBm/3kHz

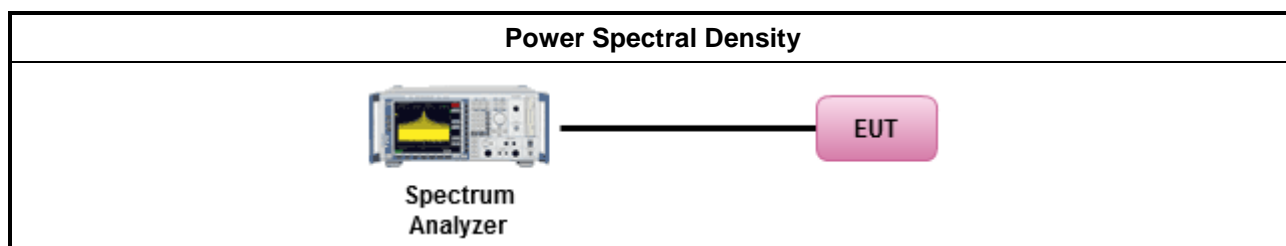
3.4.2 Measuring Instruments

Refer a test equipment and calibration data table in this test report.

3.4.3 Test Procedures

Test Method	
▪	Peak power spectral density procedures that the same method as used to determine the conducted output power. If maximum peak conducted output power was measured to demonstrate compliance to the output power limit, then the peak PSD procedure below (Method PKPSD) shall be used. If maximum conducted output power was measured to demonstrate compliance to the output power limit, then one of the average PSD procedures shall be used, as applicable based on the following criteria (the peak PSD procedure is also an acceptable option).
<input checked="" type="checkbox"/>	Refer as KDB 558074, clause 8.4 (11.10 of ANSI C63.10) Max. PSD.
▪	For conducted measurement.
▪	If The EUT supports multiple transmit chains using options given below:
▪	Measure and sum the spectra across the outputs. Refer as KDB 662911, In-band power spectral density (PSD). Sample all transmit ports simultaneously using a spectrum analyzer for each transmit port. Where the trace bin-by-bin of each transmit port summing can be performed. (i.e., in the first spectral bin of output 1 is summed with that in the first spectral bin of output 2 and that from the first spectral bin of output 3, and so on up to the NTX output to obtain the value for the first frequency bin of the summed spectrum.). Add up the amplitude (power) values for the different transmit chains and use this as the new data trace.

3.4.4 Test Setup



3.4.5 Test Result of Power Spectral Density

Refer as Appendix D

3.5 Emissions in Non-restricted Frequency Bands

3.5.1 Emissions in Non-restricted Frequency Bands Limit

Un-restricted Band Emissions Limit	
RF output power procedure	Limit (dB)
Peak output power procedure	20
Average output power procedure	30
<p>Note 1: If the peak output power procedure is used to measure the fundamental emission power to demonstrate compliance to requirements, then the peak conducted output power measured within any 100 kHz outside the authorized frequency band shall be attenuated by at least 20 dB relative to the maximum measured in-band peak level.</p> <p>Note 2: If the average output power procedure is used to measure the fundamental emission power to demonstrate compliance to requirements, then the power in any 100 kHz outside of the authorized frequency band shall be attenuated by at least 30 dB relative to the maximum measured in-band average level.</p>	

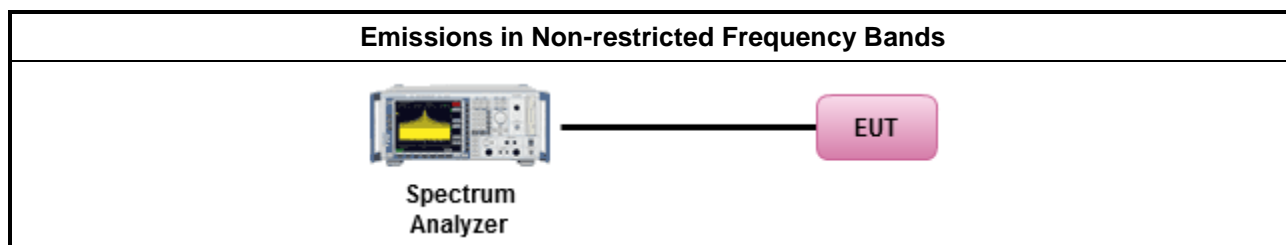
3.5.2 Measuring Instruments

Refer a test equipment and calibration data table in this test report.

3.5.3 Test Procedures

Test Method
<ul style="list-style-type: none"> Refer as KDB 558074, clause 8.5 (11.11 of ANSI C63.10) for non-restricted frequency bands.

3.5.4 Test Setup



3.5.5 Test Result of Emissions in Non-restricted Frequency Bands

Refer as Appendix E

3.6 Emissions in Restricted Frequency Bands

3.6.1 Emissions in Restricted Frequency Bands Limit

Restricted Band Emissions Limit			
Frequency Range (MHz)	Field Strength (uV/m)	Field Strength (dBuV/m)	Measure Distance (m)
0.009~0.490	2400/F(kHz)	48.5 - 13.8	300
0.490~1.705	24000/F(kHz)	33.8 - 23	30
1.705~30.0	30	29	30
30~88	100	40	3
88~216	150	43.5	3
216~960	200	46	3
Above 960	500	54	3

Note 1: Test distance for frequencies at or above 30 MHz, measurements may be performed at a distance other than the limit distance provided they are not performed in the near field and the emissions to be measured can be detected by the measurement equipment. When performing measurements at a distance other than that specified, the results shall be extrapolated to the specified distance using an extrapolation factor of 20 dB/decade (inverse of linear distance for field-strength measurements, inverse of linear distance-squared for power-density measurements).

Note 2: Test distance for frequencies at below 30 MHz, measurements may be performed at a distance closer than the EUT limit distance; however, an attempt should be made to avoid making measurements in the near field. When performing measurements below 30 MHz at a closer distance than the limit distance, the results shall be extrapolated to the specified distance by either making measurements at a minimum of two or more distances on at least one radial to determine the proper extrapolation factor or by using the square of an inverse linear distance extrapolation factor (40 dB/decade). The test report shall specify the extrapolation method used to determine compliance of the EUT.

Note 3: Using the distance of 1m during the test for above 18 GHz, and the test value to correct for the distance factor at 3m.

3.6.2 Measuring Instruments

Refer a test equipment and calibration data table in this test report.

3.6.3 Test Procedures

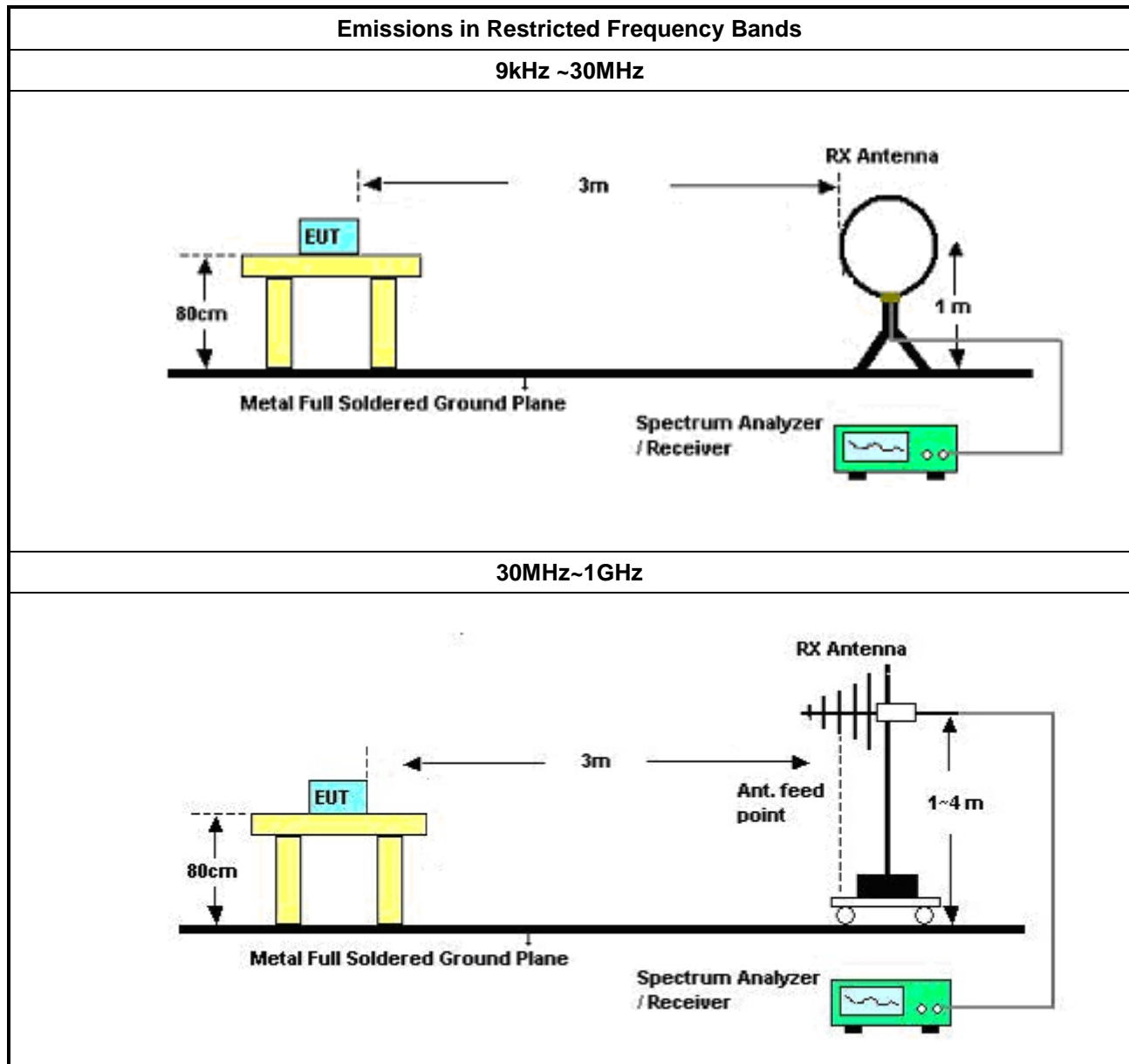
Test Method	
<ul style="list-style-type: none"> The average emission levels shall be measured in [duty cycle \geq 98 or duty factor]. 	
<ul style="list-style-type: none"> Refer as ANSI C63.10, clause 6.10.3 band-edge testing shall be performed at the lowest frequency channel and highest frequency channel within the allowed operating band. 	
<ul style="list-style-type: none"> For the transmitter unwanted emissions shall be measured using following options below: 	
	<ul style="list-style-type: none"> Refer as KDB 558074, clause 8.6 (11.12 of ANSI C63.10) for restricted frequency bands.
<ul style="list-style-type: none"> For the transmitter band-edge emissions shall be measured using following options below: 	
	<ul style="list-style-type: none"> Refer as KDB 558074 clause 8.7.1, When the performing peak or average radiated measurements, emissions within 2 MHz of the authorized band edge may be measured using the marker-delta method described below.
	<ul style="list-style-type: none"> Refer as KDB 558074, clause 8.7.2 (6.10.6 of ANSI C63.10) for marker-delta method for band-edge measurements.
	<ul style="list-style-type: none"> Refer as KDB 558074, clause 8.7.3 for narrower resolution bandwidth (100kHz) using the band power and summing the spectral levels.
<ul style="list-style-type: none"> Use the following spectrum analyzer settings: 	
	<ul style="list-style-type: none"> Set RBW=100 kHz for $f < 1$ GHz; VBW=3 * RBW; Sweep = auto; Detector function = peak; Trace = max hold.
	<ul style="list-style-type: none"> Set RBW = 1 MHz, VBW= 3MHz for $f \geq 1$ GHz for peak measurement. For average measurement, refer as 1.1.4.
<ul style="list-style-type: none"> KDB 414788 Open-Field Test Sites and Chamber Correlation Justification. 	
	<ul style="list-style-type: none"> Based on RSS-Gen 6.5: measurements may be performed at a distance closer than that specified in regulations; however, an attempt should be made to avoid making measurements in the near field.
	<ul style="list-style-type: none"> Open-field site and chamber correlation testing had been performed and chamber measured test result is the worst case test result.

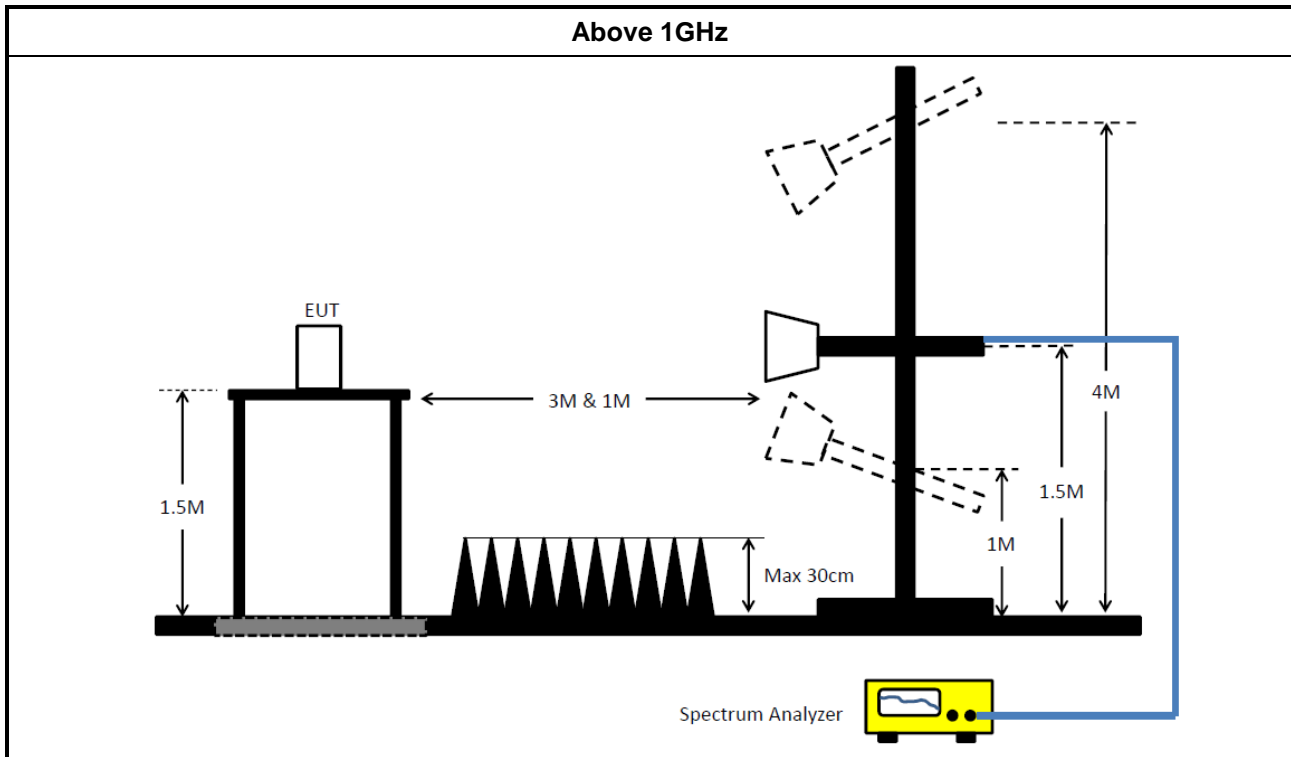
3.6.4 Measurement Results Calculation

The measured Level is calculated using:

Corrected Reading: Raw(Read Level) + AF(Antenna Factor) + CL(Cable Loss) - PA(Preamplifier Factor)

3.6.5 Test Setup





3.6.6 Test Result of Emissions in Restricted Frequency Bands (Below 30MHz)

The amplitude of spurious emissions which are attenuated by more than 20dB below the permissible value has no need to be reported.

3.6.7 Test Result of Emissions in Restricted Frequency Bands

Refer as Appendix F

4 Test Equipment and Calibration Data

Instrument for AC Conduction

Instrument	Manufacturer /Brand	Model No.	Serial No.	Spec.	Calibration Date	Calibration Due Date
EMI Test Receiver	R&S	ESR3	102051	9kHz ~ 3.6GHz	21/May/2021	20/May/2022
Two-Line V-Network	R&S	ENV 216	100003	9kHz ~ 30MHz	18/Feb/2022	17/Feb/2023
RF Cable 5m	TITAN	TITAN	CO04-cable-01	9 kHz~200MHz	01/Mar/2022	28/Feb/2023
Impuls Begrenzer Pulse Limiter	SCHWARZBECK	VTSD 9561-F	9561-F041	9kHz ~ 30MHz	26/Oct/2021	25/Oct/2022
Software	Sporton	SENSE-EMI	V5.10.7	-	NCR	NCR

NCR: No Calibration Required

Instrument for Conducted Test

Instrument	Manufacturer /Brand	Model No.	Serial No.	Spec.	Calibration Date	Calibration Due Date
Signal Analyzer	R&S	FSV 40	101515	10Hz~40GHz	14/Feb/2022	13/Feb/2023
Programmable Temp. & Humi. Chamber	Giant Force	GTH-225-40-C P-AR	MAA1311-008	-40~100℃	08/Jun/2021	07/Jun/2022
Programmable Temp. & Humi. Chamber	Giant Force	GTH-225-40-C P-AR	MAA1311-008	-40~100℃	30/May/2022	29/May/2023
SMB100A Signal Generator	R&S	SMB100A	181147	100kHz~40GHz	21/Oct/2021	20/Oct/2022
Pulse Sensor	Anritsu	MA2411B	1339407	300MHz~40GHz	17/Dec/2021	16/Dec/2022
Power Meter	Anritsu	ML2495A	1517010	300MHz~40GHz	20/Dec/2021	19/Dec/2022
SENSE-15247_DTS	Sporton	V5.10.7.18	N/A	N/A	N/A	N/A

Instrument for Radiated Test

Instrument	Manufacturer /Brand	Model No.	Serial No.	Spec.	Calibration Date	Calibration Due Date
3m Semi Anechoic Chamber	SIDT FRANKONIA	SAC-3M	03CH03-HY	30MHz~1GHz 3m	03/Aug/2021	02/Aug/2022
3m Semi Anechoic Chamber	SIDT FRANKONIA	SAC-3M	03CH03-HY	1GHz~18GHz 3m	03/Aug/2021	02/Aug/2022
Signal Analyzer	R&S	FSV40	101500	10Hz~40GHz	12/Oct/2021	11/Oct/2022
Amplifier	HP	8447D	2944A08033	10kHz~1.3GHz	08/Apr/2022	07/Apr/2023
Bilog Antenna & 6dB Attenuator	SCHAFFNER / EMCI	CBL6112B / N-6-05	22237 / AT-N-0603	30MHz~1GHz	17/Oct/2021	16/Oct/2022
Double Ridged Guide Horn Antenna	SCHWARZBECK	BBHA 9120 D	02267	1GHz~18GHz	14/Sep/2021	13/Sep/2022
RF Cable-R03m	Jye Bao	RG142	CB021	9kHz~30MHz	16/Jun/2021	15/Jun/2022
RF Cable-R03m	Jye Bao	RG142	MY37335/4+CB021-1+CB021-2	30MHz~1GHz	22/Mar/2022	21/Mar/2023
RF CABLE 5+6m	HUBER+SUHNER	SUOFLEX 104	SN MY38596/4+SN 804300/4	1GHz~40GHz	28/Jul/2021	27/Jul/2022
Broadband Horn Antenna	SCHWARZBECK	BBHA 9170	BBHA 9170221	15GHz~40GHz	18/Mar/2022	17/Mar/2023
Microwave Premplifier	EMC INSTRUMENTS	EM18G40G	060604	18GHz ~ 40GHz	08/Mar/2022	07/Mar/2023
Loop Antenna	TESEQ	HLA 6120	31244	9kHz~30MHz	18/Mar/2022	17/Mar/2023
EMI Test Receiver	R&S	ESR3	102052	9kHz~3.6GHz	02/Jun/2021	01/Jun/2022
Microwave Preamplifier	Agilent	8449B	3008A02326	1GHz~26.5GHz	15/Jul/2021	14/Jul/2022
SENSE-15247_DTS	Sporton	v5.10.7.18	NA	NA	NA	NA



Conducted Emissions at Powerline_Non-Beamforming_ PCB Antenna

Appendix A.1

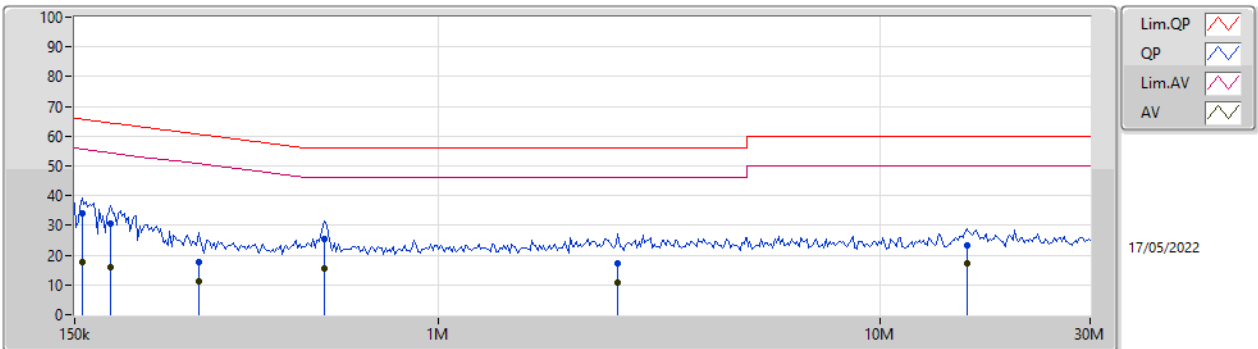
Summary

Mode	Result	Type	Freq (Hz)	Level (dBuV)	Limit (dBuV)	Margin (dB)	Condition
Mode 1	Pass	QP	552.321k	25.55	56.00	-30.45	Line

Mode Configure

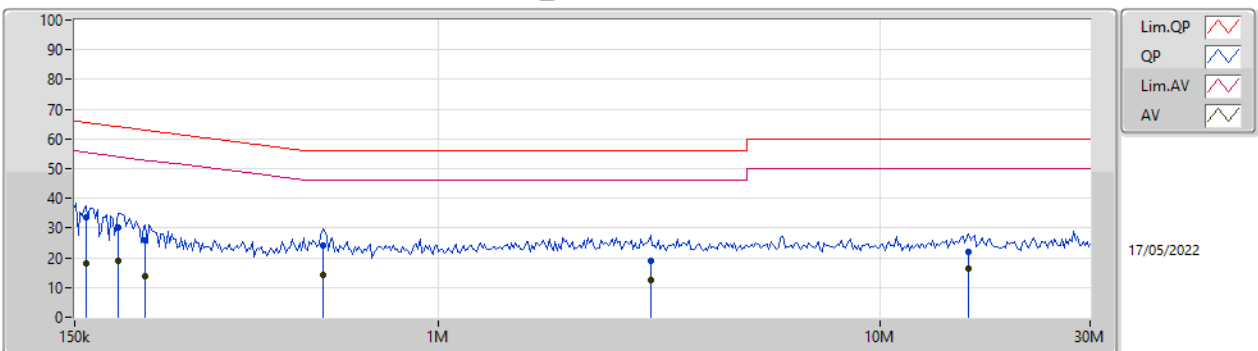
Mode	Result	Type	Freq (Hz)	Level (dBuV)	Limit (dBuV)	Margin (dB)	Condition	Comments
Mode 1	Pass	QP	156.091k	34.06	65.67	-31.61	Line	-
Mode 1	Pass	AV	156.091k	17.46	55.67	-38.21	Line	-
Mode 1	Pass	QP	181.216k	30.58	64.43	-33.85	Line	-
Mode 1	Pass	AV	181.216k	15.81	54.43	-38.62	Line	-
Mode 1	Pass	QP	286.405k	17.48	60.63	-43.15	Line	-
Mode 1	Pass	AV	286.405k	11.05	50.63	-39.58	Line	-
Mode 1	Pass	QP	552.321k	25.55	56.00	-30.45	Line	-
Mode 1	Pass	AV	552.321k	15.51	46.00	-30.49	Line	-
Mode 1	Pass	QP	2.557M	17.18	56.00	-38.82	Line	-
Mode 1	Pass	AV	2.557M	10.60	46.00	-35.40	Line	-
Mode 1	Pass	QP	15.794M	23.21	60.00	-36.79	Line	-
Mode 1	Pass	AV	15.794M	17.39	50.00	-32.61	Line	-
Mode 1	Pass	QP	159.228k	33.78	65.50	-31.72	Neutral	-
Mode 1	Pass	AV	159.228k	18.19	55.50	-37.31	Neutral	-
Mode 1	Pass	QP	188.574k	30.37	64.11	-33.74	Neutral	-
Mode 1	Pass	AV	188.574k	19.16	54.11	-34.95	Neutral	-
Mode 1	Pass	QP	216.761k	25.72	62.94	-37.22	Neutral	-
Mode 1	Pass	AV	216.761k	13.89	52.94	-39.05	Neutral	-
Mode 1	Pass	QP	546.852k	24.26	56.00	-31.74	Neutral	-
Mode 1	Pass	AV	546.852k	14.15	46.00	-31.85	Neutral	-
Mode 1	Pass	QP	3.028M	19.08	56.00	-36.92	Neutral	-
Mode 1	Pass	AV	3.028M	12.30	46.00	-33.70	Neutral	-
Mode 1	Pass	QP	15.952M	21.93	60.00	-38.07	Neutral	-
Mode 1	Pass	AV	15.952M	16.23	50.00	-33.77	Neutral	-

Conducted Emissions at Powerline_Mode 1



Type	Freq (Hz)	Level (dBuV)	Limit (dBuV)	Margin (dB)	Factor (dB)	Condition	Comment	Raw (dBuV)	LISN (dB)	CL (dB)	AT (dB)			
QP	156.091k	34.06	65.67	-31.61	19.63	Line	-	14.43	9.69	0.03	9.91			
AV	156.091k	17.46	55.67	-38.21	19.63	Line	-	-2.17	9.69	0.03	9.91			
QP	181.216k	30.58	64.43	-33.85	19.63	Line	-	10.95	9.69	0.03	9.91			
AV	181.216k	15.81	54.43	-38.62	19.63	Line	-	-3.82	9.69	0.03	9.91			
QP	286.405k	17.48	60.63	-43.15	19.63	Line	-	-2.15	9.68	0.04	9.91			
AV	286.405k	11.05	50.63	-39.58	19.63	Line	-	-8.58	9.68	0.04	9.91			
QP	552.321k	25.55	56.00	-30.45	19.63	Line	-	5.92	9.68	0.04	9.91			
AV	552.321k	15.51	46.00	-30.49	19.63	Line	-	-4.12	9.68	0.04	9.91			
QP	2.557M	17.18	56.00	-38.82	19.72	Line	-	-2.54	9.70	0.10	9.92			
AV	2.557M	10.60	46.00	-35.40	19.72	Line	-	-9.12	9.70	0.10	9.92			
QP	15.794M	23.21	60.00	-36.79	19.98	Line	-	3.23	9.80	0.25	9.93			
AV	15.794M	17.39	50.00	-32.61	19.98	Line	-	-2.59	9.80	0.25	9.93			

Conducted Emissions at Powerline_Mode 1



Type	Freq (Hz)	Level (dBuV)	Limit (dBuV)	Margin (dB)	Factor (dB)	Condition	Comment	Raw (dBuV)	LISN (dB)	CL (dB)	AT (dB)			
QP	159.228k	33.78	65.50	-31.72	19.67	Neutral	-	14.11	9.73	0.03	9.91			
AV	159.228k	18.19	55.50	-37.31	19.67	Neutral	-	-1.48	9.73	0.03	9.91			
QP	188.574k	30.37	64.11	-33.74	19.66	Neutral	-	10.71	9.72	0.03	9.91			
AV	188.574k	19.16	54.11	-34.95	19.66	Neutral	-	-0.50	9.72	0.03	9.91			
QP	216.761k	25.72	62.94	-37.22	19.66	Neutral	-	6.06	9.72	0.03	9.91			
AV	216.761k	13.89	52.94	-39.05	19.66	Neutral	-	-5.77	9.72	0.03	9.91			
QP	546.852k	24.26	56.00	-31.74	19.67	Neutral	-	4.59	9.72	0.04	9.91			
AV	546.852k	14.15	46.00	-31.85	19.67	Neutral	-	-5.52	9.72	0.04	9.91			
QP	3.028M	19.08	56.00	-36.92	19.78	Neutral	-	-0.70	9.75	0.11	9.92			
AV	3.028M	12.30	46.00	-33.70	19.78	Neutral	-	-7.48	9.75	0.11	9.92			
QP	15.952M	21.93	60.00	-38.07	20.14	Neutral	-	1.79	9.96	0.25	9.93			
AV	15.952M	16.23	50.00	-33.77	20.14	Neutral	-	-3.91	9.96	0.25	9.93			



Conducted Emissions at Powerline_Non-Beamforming_ Dipole Antenna

Appendix A.2

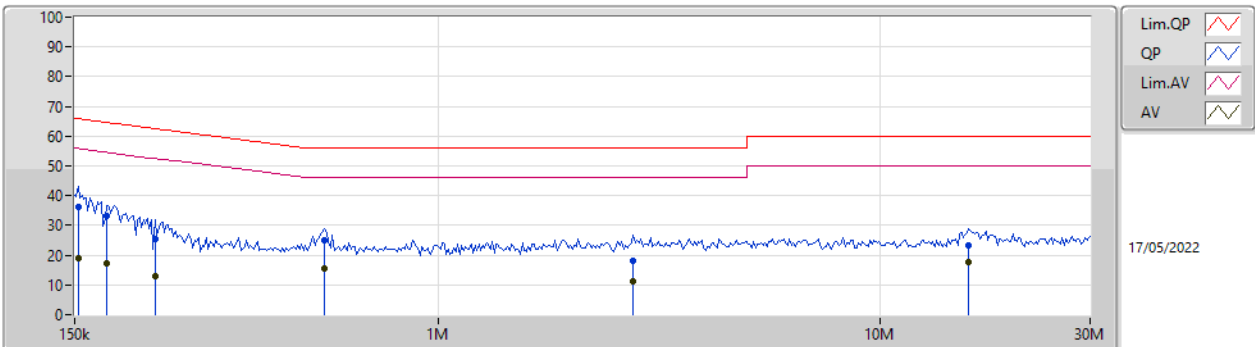
Summary

Mode	Result	Type	Freq (Hz)	Level (dBuV)	Limit (dBuV)	Margin (dB)	Condition
Mode 1	Pass	QP	153.015k	36.38	65.83	-29.45	Line

Mode Configure

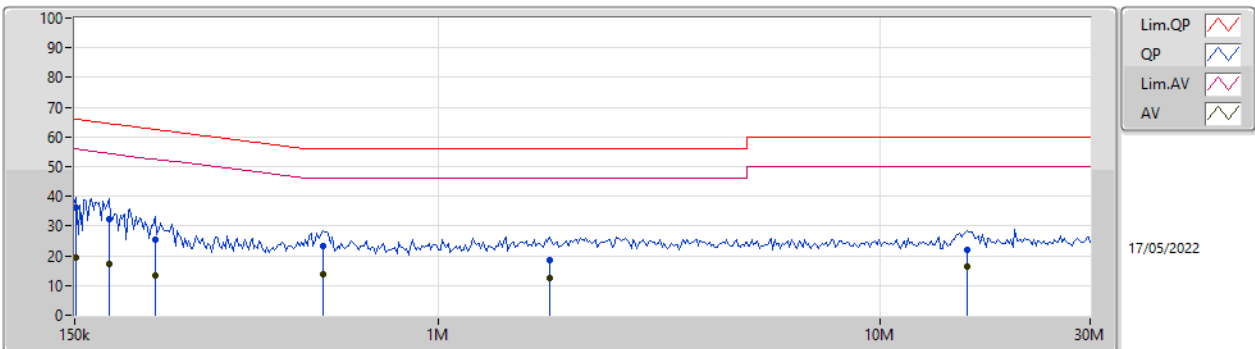
Mode	Result	Type	Freq (Hz)	Level (dBuV)	Limit (dBuV)	Margin (dB)	Condition	Comments
Mode 1	Pass	QP	153.015k	36.38	65.83	-29.45	Line	-
Mode 1	Pass	AV	153.015k	18.99	55.83	-36.84	Line	-
Mode 1	Pass	QP	177.646k	33.22	64.59	-31.37	Line	-
Mode 1	Pass	AV	177.646k	17.40	54.59	-37.19	Line	-
Mode 1	Pass	QP	227.818k	25.50	62.52	-37.02	Line	-
Mode 1	Pass	AV	227.818k	12.98	52.52	-39.54	Line	-
Mode 1	Pass	QP	552.321k	24.95	56.00	-31.05	Line	-
Mode 1	Pass	AV	552.321k	15.35	46.00	-30.65	Line	-
Mode 1	Pass	QP	2.769M	18.26	56.00	-37.74	Line	-
Mode 1	Pass	AV	2.769M	11.19	46.00	-34.81	Line	-
Mode 1	Pass	QP	15.952M	23.49	60.00	-36.51	Line	-
Mode 1	Pass	AV	15.952M	17.67	50.00	-32.33	Line	-
Mode 1	Pass	QP	151.5k	36.07	65.92	-29.85	Neutral	-
Mode 1	Pass	AV	151.5k	19.54	55.92	-36.38	Neutral	-
Mode 1	Pass	QP	179.422k	32.46	64.51	-32.05	Neutral	-
Mode 1	Pass	AV	179.422k	17.39	54.51	-37.12	Neutral	-
Mode 1	Pass	QP	227.818k	25.62	62.52	-36.90	Neutral	-
Mode 1	Pass	AV	227.818k	13.50	52.52	-39.02	Neutral	-
Mode 1	Pass	QP	546.852k	23.35	56.00	-32.65	Neutral	-
Mode 1	Pass	AV	546.852k	13.70	46.00	-32.30	Neutral	-
Mode 1	Pass	QP	1.787M	18.35	56.00	-37.65	Neutral	-
Mode 1	Pass	AV	1.787M	12.39	46.00	-33.61	Neutral	-
Mode 1	Pass	QP	15.794M	21.85	60.00	-38.15	Neutral	-
Mode 1	Pass	AV	15.794M	16.34	50.00	-33.66	Neutral	-

Conducted Emissions at Powerline_Mode 1



Type	Freq (Hz)	Level (dBuV)	Limit (dBuV)	Margin (dB)	Factor (dB)	Condition	Comment	Raw (dBuV)	LISN (dB)	CL (dB)	AT (dB)			
QP	153.015k	36.38	65.83	-29.45	19.63	Line	-	16.75	9.69	0.03	9.91			
AV	153.015k	18.99	55.83	-36.84	19.63	Line	-	-0.64	9.69	0.03	9.91			
QP	177.646k	33.22	64.59	-31.37	19.63	Line	-	13.59	9.69	0.03	9.91			
AV	177.646k	17.40	54.59	-37.19	19.63	Line	-	-2.23	9.69	0.03	9.91			
QP	227.818k	25.50	62.52	-37.02	19.63	Line	-	5.87	9.69	0.03	9.91			
AV	227.818k	12.98	52.52	-39.54	19.63	Line	-	-6.65	9.69	0.03	9.91			
QP	552.321k	24.95	56.00	-31.05	19.63	Line	-	5.32	9.68	0.04	9.91			
AV	552.321k	15.35	46.00	-30.65	19.63	Line	-	-4.28	9.68	0.04	9.91			
QP	2.769M	18.26	56.00	-37.74	19.72	Line	-	-1.46	9.70	0.10	9.92			
AV	2.769M	11.19	46.00	-34.81	19.72	Line	-	-8.53	9.70	0.10	9.92			
QP	15.952M	23.49	60.00	-36.51	19.98	Line	-	3.51	9.80	0.25	9.93			
AV	15.952M	17.67	50.00	-32.33	19.98	Line	-	-2.31	9.80	0.25	9.93			

Conducted Emissions at Powerline_Mode 1



Type	Freq (Hz)	Level (dBuV)	Limit (dBuV)	Margin (dB)	Factor (dB)	Condition	Comment	Raw (dBuV)	LISN (dB)	CL (dB)	AT (dB)			
QP	151.5k	36.07	65.92	-29.85	19.67	Neutral	-	16.40	9.73	0.03	9.91			
AV	151.5k	19.54	55.92	-36.38	19.67	Neutral	-	-0.13	9.73	0.03	9.91			
QP	179.422k	32.46	64.51	-32.05	19.66	Neutral	-	12.80	9.72	0.03	9.91			
AV	179.422k	17.39	54.51	-37.12	19.66	Neutral	-	-2.27	9.72	0.03	9.91			
QP	227.818k	25.62	62.52	-36.90	19.66	Neutral	-	5.96	9.72	0.03	9.91			
AV	227.818k	13.50	52.52	-39.02	19.66	Neutral	-	-6.16	9.72	0.03	9.91			
QP	546.852k	23.35	56.00	-32.65	19.67	Neutral	-	3.68	9.72	0.04	9.91			
AV	546.852k	13.70	46.00	-32.30	19.67	Neutral	-	-5.97	9.72	0.04	9.91			
QP	1.787M	18.35	56.00	-37.65	19.74	Neutral	-	-1.39	9.74	0.08	9.92			
AV	1.787M	12.39	46.00	-33.61	19.74	Neutral	-	-7.35	9.74	0.08	9.92			
QP	15.794M	21.85	60.00	-38.15	20.14	Neutral	-	1.71	9.96	0.25	9.93			
AV	15.794M	16.34	50.00	-33.66	20.14	Neutral	-	-3.80	9.96	0.25	9.93			

**Summary**

Mode	Max-N dB (Hz)	Max-OBW (Hz)	ITU-Code	Min-N dB (Hz)	Min-OBW (Hz)
2.4-2.4835GHz	-	-	-	-	-
802.11b_Nss1,(1Mbps)_2TX	8.525M	12.944M	12M9G1D	8.05M	12.844M
802.11g_Nss1,(6Mbps)_2TX	15.1M	16.492M	16M5D1D	14.05M	16.442M
802.11ax HEW20_Nss1,(MCS0)_2TX	18.375M	18.966M	19M0D1D	17.95M	18.816M
802.11ax HEW40_Nss1,(MCS0)_2TX	36.8M	37.831M	37M8D1D	35.1M	37.731M

Max-N dB = Maximum 6dB down bandwidth; Max-OBW = Maximum 99% occupied bandwidth;
Min-N dB = Minimum 6dB down bandwidth; Min-OBW = Minimum 99% occupied bandwidth

Result

Mode	Result	Limit (Hz)	Port 1-N dB (Hz)	Port 1-OBW (Hz)	Port 2-N dB (Hz)	Port 2-OBW (Hz)
802.11b_Nss1,(1Mbps)_2TX	-	-	-	-	-	-
2412MHz	Pass	500k	8.075M	12.844M	8.075M	12.894M
2437MHz	Pass	500k	8.05M	12.869M	8.05M	12.869M
2462MHz	Pass	500k	8.1M	12.944M	8.525M	12.894M
802.11g_Nss1,(6Mbps)_2TX	-	-	-	-	-	-
2412MHz	Pass	500k	14.05M	16.492M	15.075M	16.442M
2437MHz	Pass	500k	15.075M	16.492M	15.075M	16.492M
2462MHz	Pass	500k	15.1M	16.467M	15.05M	16.442M
802.11ax HEW20_Nss1,(MCS0)_2TX	-	-	-	-	-	-
2412MHz	Pass	500k	18.3M	18.816M	18.375M	18.816M
2437MHz	Pass	500k	18.35M	18.941M	17.975M	18.916M
2462MHz	Pass	500k	18.2M	18.916M	17.95M	18.966M
802.11ax HEW40_Nss1,(MCS0)_2TX	-	-	-	-	-	-
2422MHz	Pass	500k	36.7M	37.781M	35.1M	37.731M
2437MHz	Pass	500k	36.8M	37.731M	36.75M	37.731M
2452MHz	Pass	500k	36.05M	37.781M	35.75M	37.831M

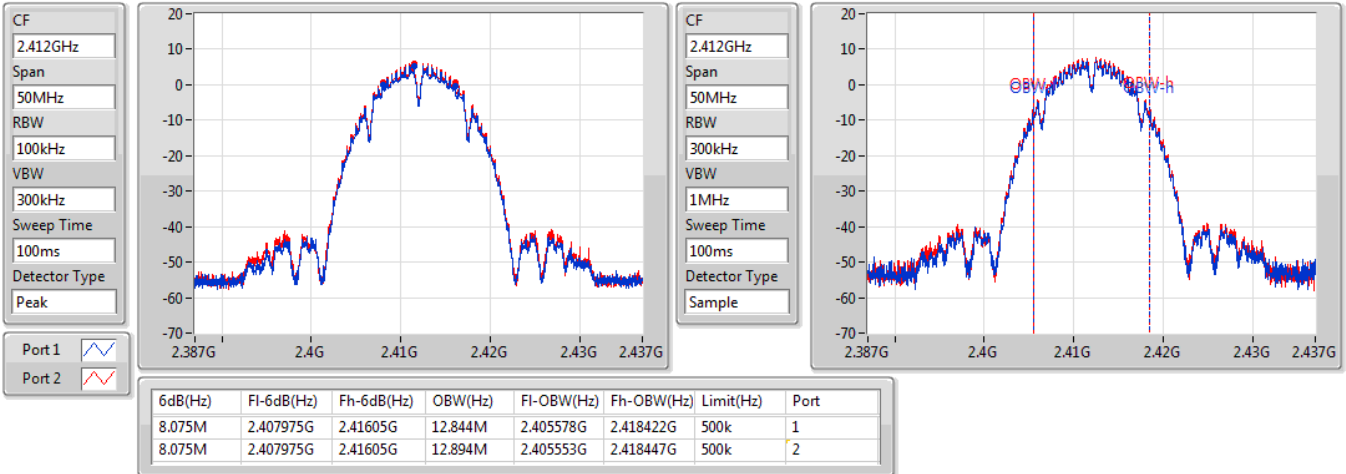
Port X-N dB = Port X 6dB down bandwidth;
Port X-OBW = Port X 99% occupied bandwidth

802.11b_Nss1,(1Mbps)_2TX

EBW

2412MHz

10/05/2022

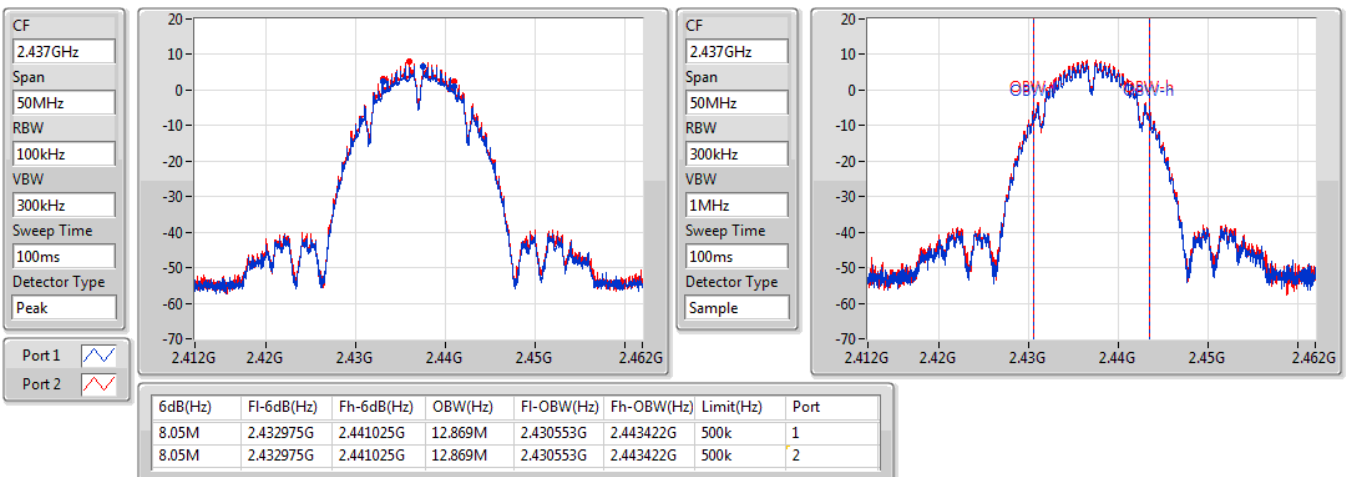


802.11b_Nss1,(1Mbps)_2TX

EBW

2437MHz

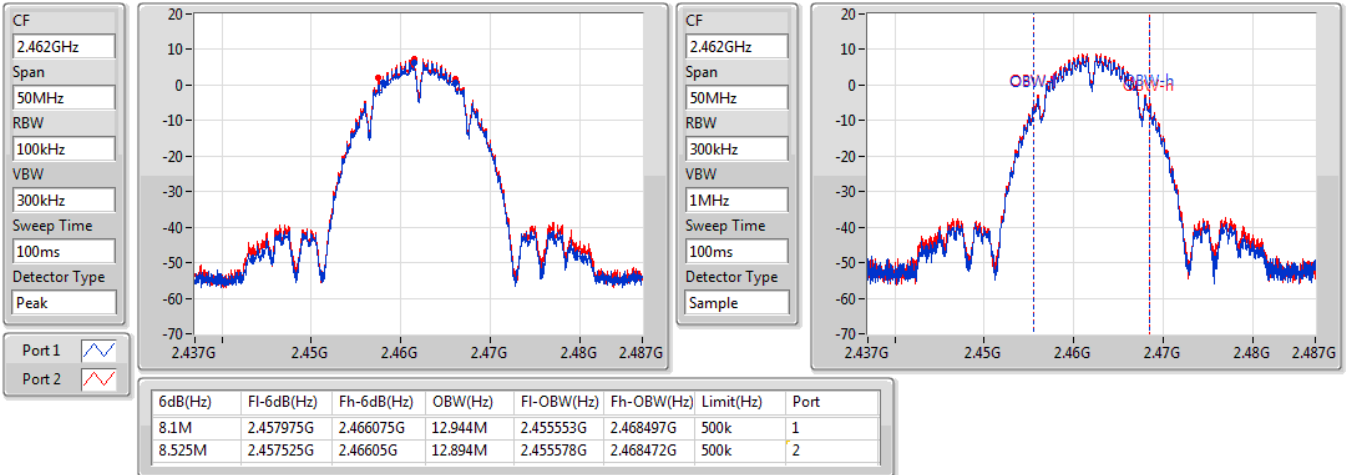
12/05/2022



802.11b_Nss1,(1Mbps)_2TX

2462MHz

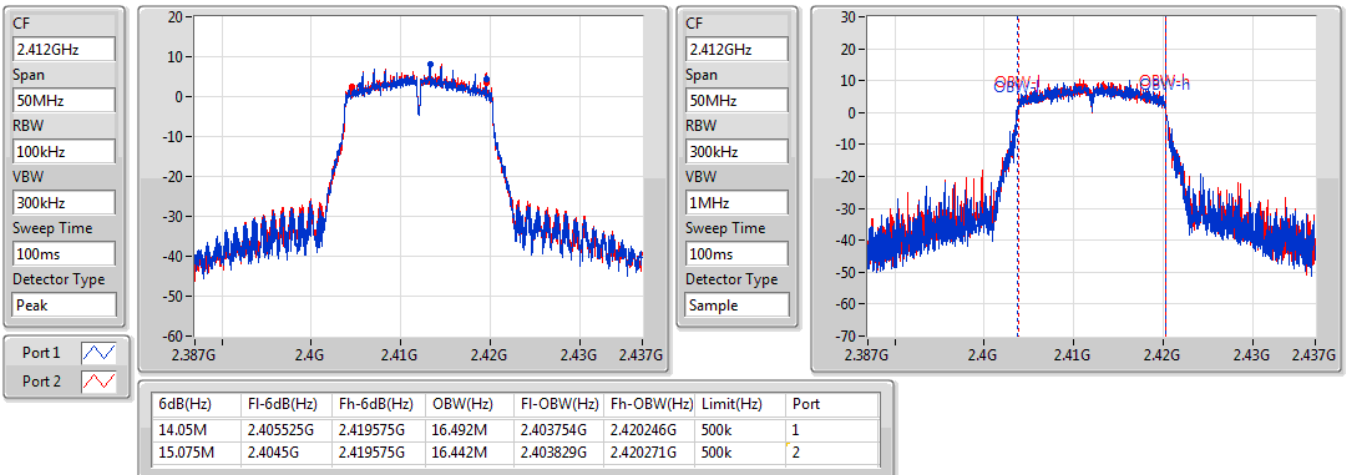
10/05/2022



802.11g_Nss1,(6Mbps)_2TX

2412MHz

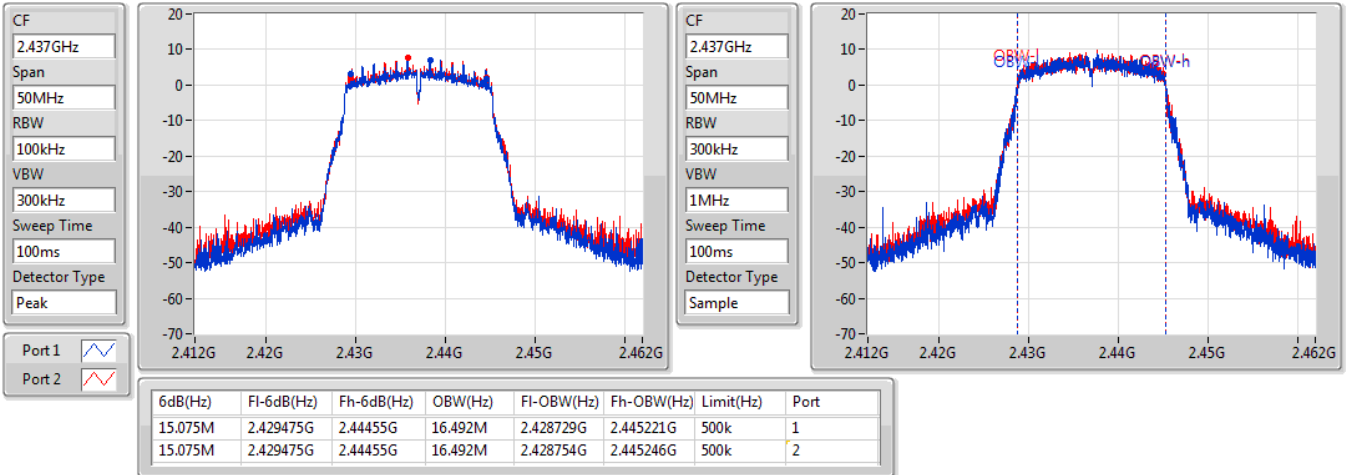
10/05/2022



802.11g_Nss1,(6Mbps)_2TX

2437MHz

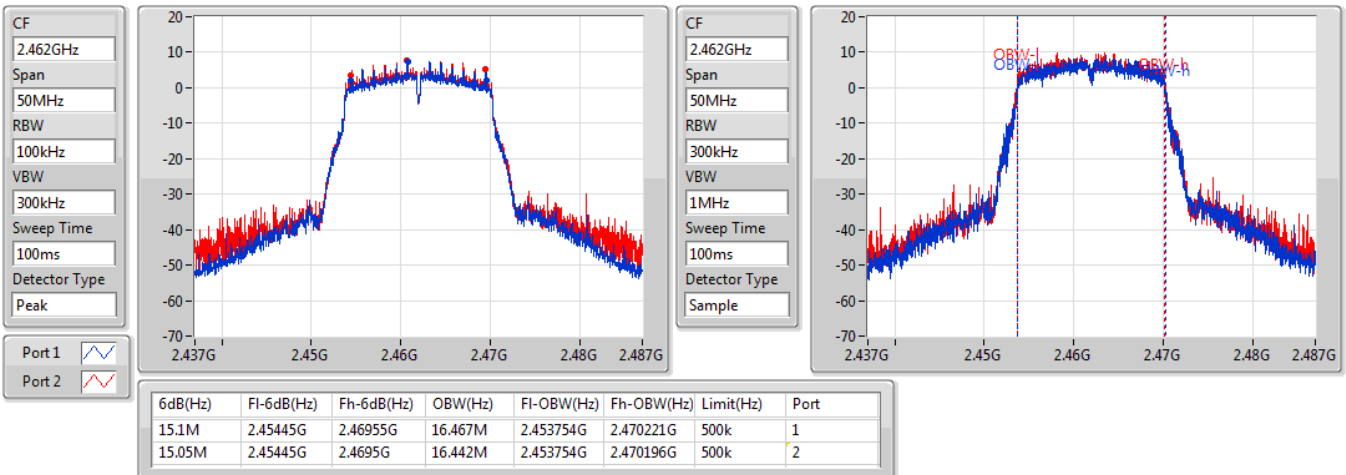
12/05/2022



802.11g_Nss1,(6Mbps)_2TX

2462MHz

12/05/2022

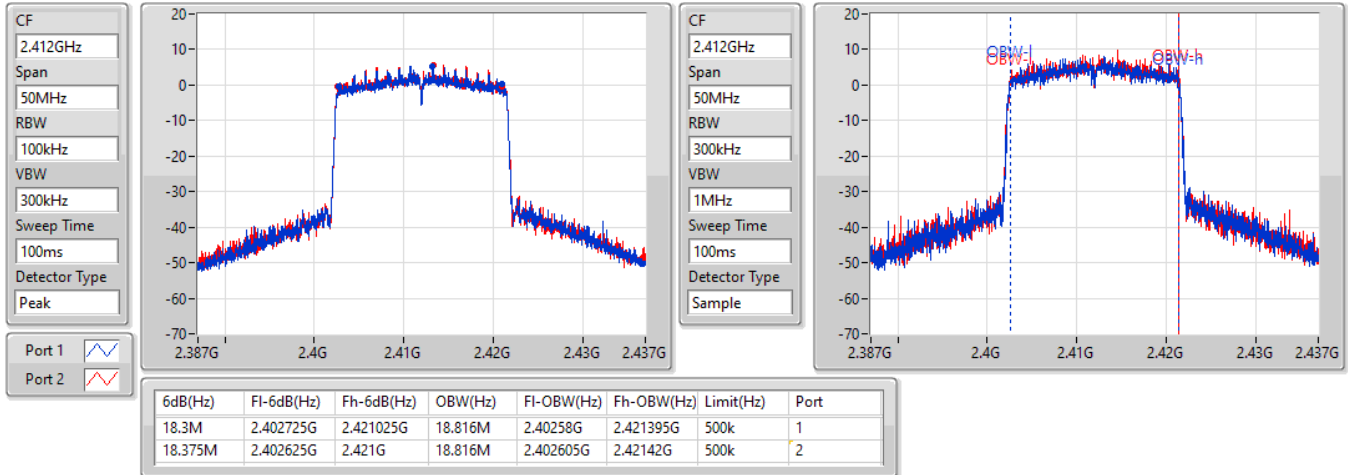


802.11ax HEW20_Nss1,(MCS0)_2TX

EBW

2412MHz

15/06/2022

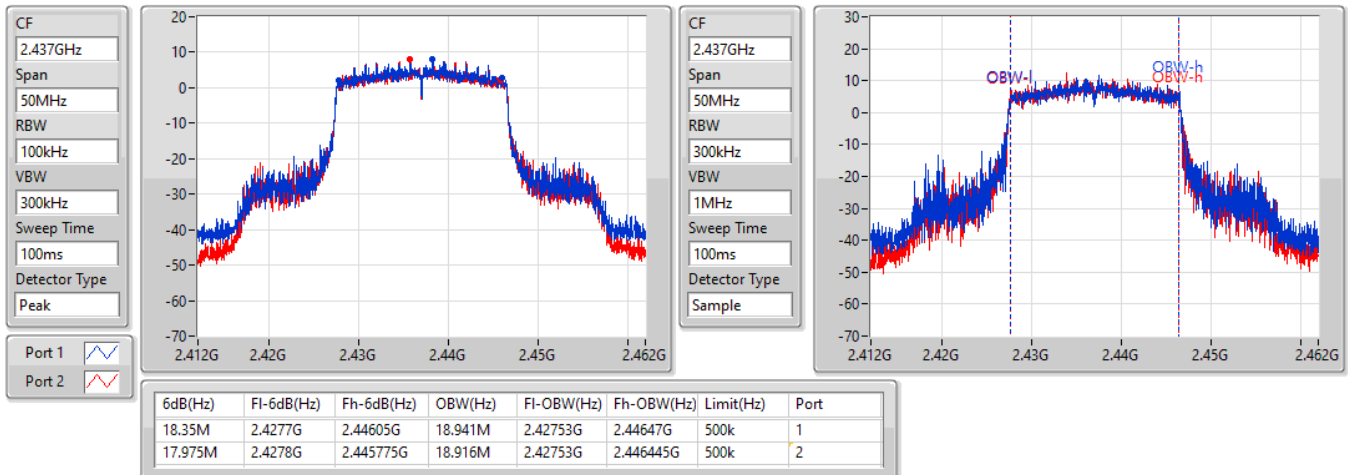


802.11ax HEW20_Nss1,(MCS0)_2TX

EBW

2437MHz

15/06/2022

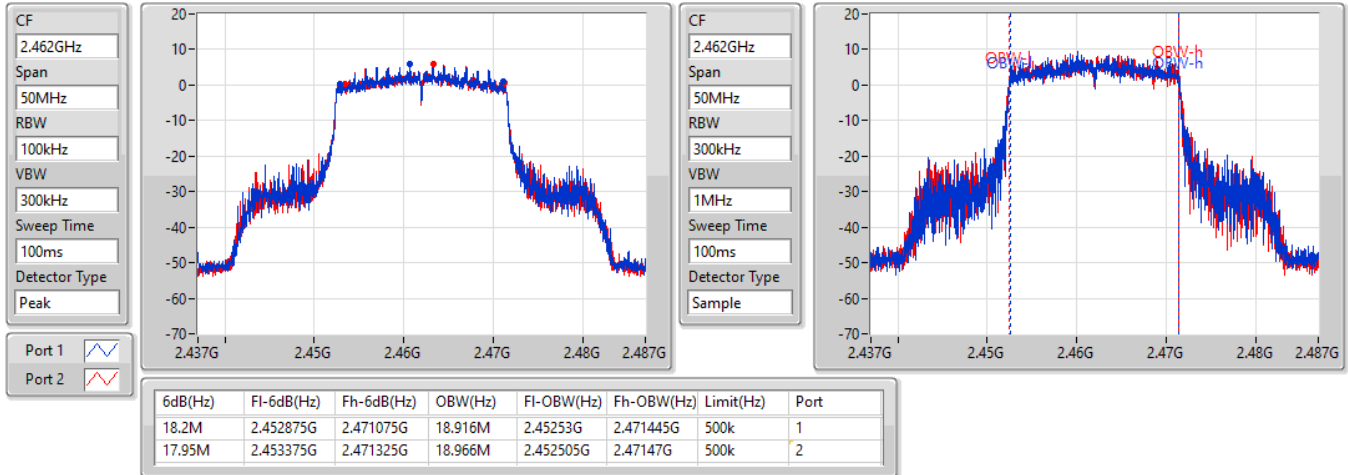


802.11ax HEW20_Nss1,(MCS0)_2TX

EBW

2462MHz

15/06/2022

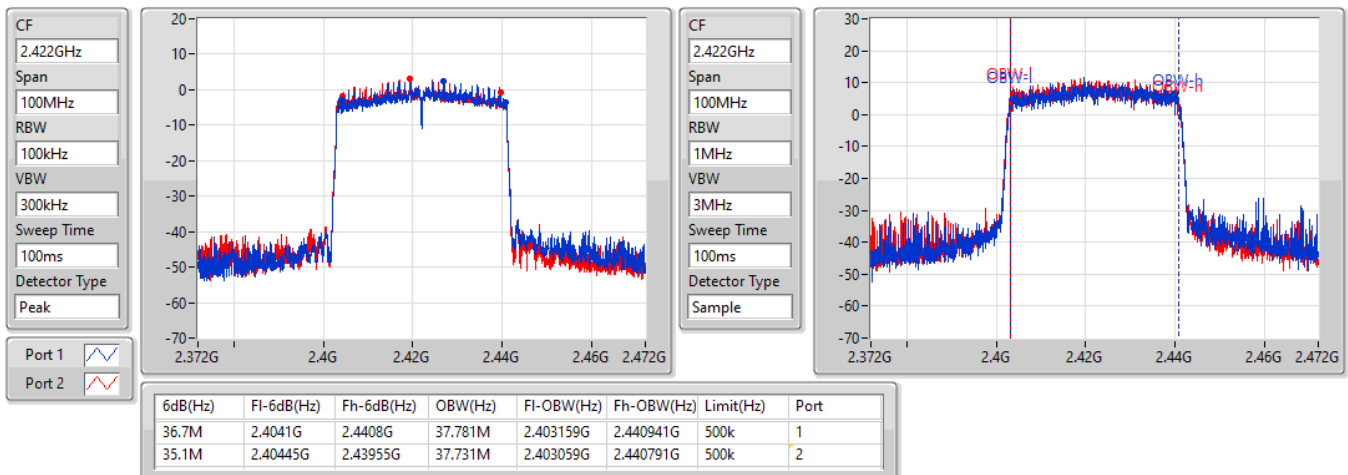


802.11ax HEW40_Nss1,(MCS0)_2TX

EBW

2422MHz

15/06/2022

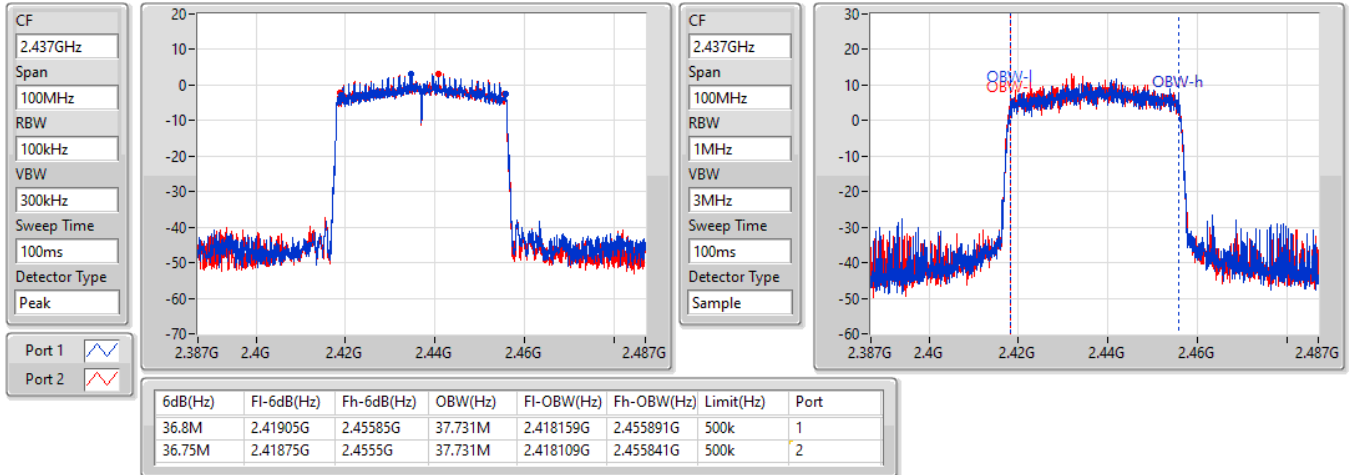


802.11ax HEW40_Nss1,(MCS0)_2TX

EBW

2437MHz

15/06/2022

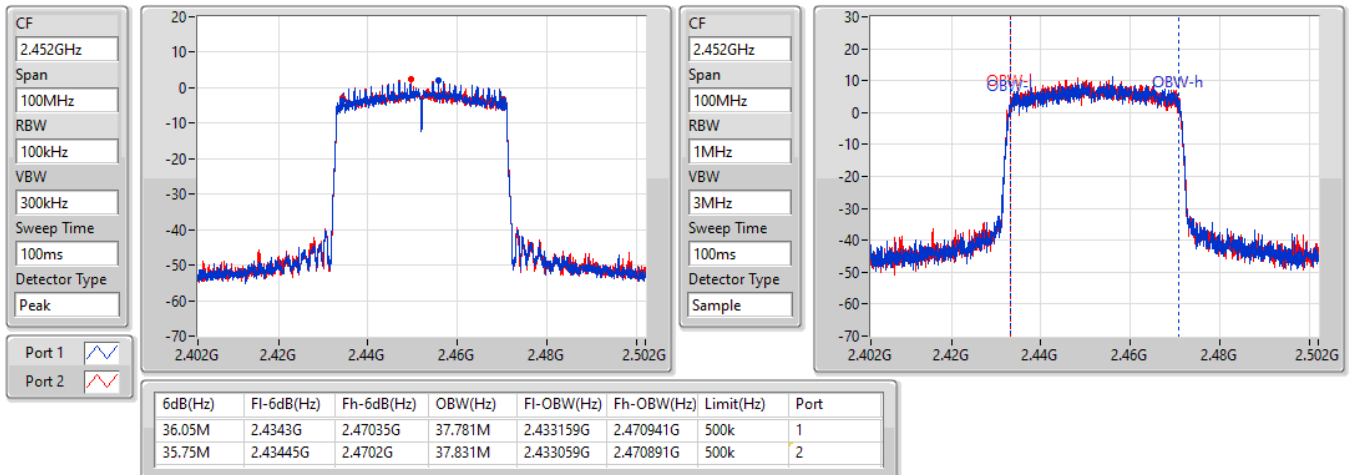


802.11ax HEW40_Nss1,(MCS0)_2TX

EBW

2452MHz

15/06/2022





Average Power_Non-Beamforming

Appendix C.1

Summary

Mode	Total Power (dBm)	Total Power (W)
2.4-2.4835GHz	-	-
802.11b_Nss1,(1Mbps)_2TX	19.49	0.08892
802.11g_Nss1,(6Mbps)_2TX	21.90	0.15488
802.11ax HEW20_Nss1,(MCS0)_2TX	22.22	0.16672
802.11ax HEW40_Nss1,(MCS0)_2TX	19.95	0.09886



Average Power_Non-Beamforming

Appendix C.1

Result

Mode	Result	DG (dBi)	Port 1 (dBm)	Port 2 (dBm)	Total Power (dBm)	Power Limit (dBm)
802.11b_Nss1,(1Mbps)_2TX	-	-	-	-	-	-
2412MHz	Pass	4.90	14.68	15.41	18.07	30.00
2417MHz	Pass	4.90	13.85	14.68	17.30	30.00
2437MHz	Pass	4.90	15.38	16.28	18.86	30.00
2462MHz	Pass	4.90	16.03	16.89	19.49	30.00
802.11g_Nss1,(6Mbps)_2TX	-	-	-	-	-	-
2412MHz	Pass	4.90	18.47	18.91	21.71	30.00
2417MHz	Pass	4.90	18.74	18.94	21.85	30.00
2437MHz	Pass	4.90	17.97	18.32	21.16	30.00
2457MHz	Pass	4.90	18.71	19.07	21.90	30.00
2462MHz	Pass	4.90	17.94	18.56	21.27	30.00
802.11ax HEW20_Nss1,(MCS0)_2TX	-	-	-	-	-	-
2412MHz	Pass	4.90	16.41	16.86	19.65	30.00
2417MHz	Pass	4.90	17.10	17.51	20.32	30.00
2437MHz	Pass	4.90	19.22	19.20	22.22	30.00
2457MHz	Pass	4.90	17.64	17.66	20.66	30.00
2462MHz	Pass	4.90	16.81	17.30	20.07	30.00
802.11ax HEW40_Nss1,(MCS0)_2TX	-	-	-	-	-	-
2422MHz	Pass	4.90	16.23	16.86	19.57	30.00
2427MHz	Pass	4.90	16.23	16.83	19.55	30.00
2437MHz	Pass	4.90	16.99	16.89	19.95	30.00
2447MHz	Pass	4.90	16.37	16.41	19.40	30.00
2452MHz	Pass	4.90	15.97	15.85	18.92	30.00

DG = Directional Gain; Port X = Port X output power



Summary

Mode	Total Power (dBm)	Total Power (W)
2.4-2.4835GHz	-	-
802.11ax HEW20-BF_Nss1,(MCS0)_2TX	21.89	0.15453
802.11ax HEW40-BF_Nss1,(MCS0)_2TX	19.62	0.09162

**Result**

Mode	Result	DG (dBi)	Port 1 (dBm)	Port 2 (dBm)	Total Power (dBm)	Power Limit (dBm)
802.11ax HEW20-BF_Nss1,(MCS0)_2TX	-	-	-	-	-	-
2412MHz	Pass	7.91	16.08	16.53	19.32	28.09
2417MHz	Pass	7.91	16.77	17.18	19.99	28.09
2437MHz	Pass	7.91	18.89	18.87	21.89	28.09
2457MHz	Pass	7.91	17.31	17.33	20.33	28.09
2462MHz	Pass	7.91	16.48	16.97	19.74	28.09
802.11ax HEW40-BF_Nss1,(MCS0)_2TX	-	-	-	-	-	-
2422MHz	Pass	7.91	15.90	16.53	19.24	28.09
2427MHz	Pass	7.91	15.90	16.50	19.22	28.09
2437MHz	Pass	7.91	16.66	16.56	19.62	28.09
2447MHz	Pass	7.91	16.04	16.08	19.07	28.09
2452MHz	Pass	7.91	15.64	15.52	18.59	28.09

DG = Directional Gain; Port X = Port X output power



Summary

Mode	PD (dBm/RBW)
2.4-2.4835GHz	-
802.11b_Nss1,(1Mbps)_2TX	-5.94
802.11g_Nss1,(6Mbps)_2TX	-3.95
802.11ax HEW20_Nss1,(MCS0)_2TX	-5.01
802.11ax HEW40_Nss1,(MCS0)_2TX	-10.48

RBW = 3kHz;

Result

Mode	Result	DG (dBi)	Port 1 (dBm/RBW)	Port 2 (dBm/RBW)	PD (dBm/RBW)	PD Limit (dBm/RBW)
802.11b_Nss1,(1Mbps)_2TX	-	-	-	-	-	-
2412MHz	Pass	7.91	-12.15	-11.54	-10.13	6.09
2437MHz	Pass	7.91	-7.90	-7.10	-5.94	6.09
2462MHz	Pass	7.91	-11.00	-6.89	-6.19	6.09
802.11g_Nss1,(6Mbps)_2TX	-	-	-	-	-	-
2412MHz	Pass	7.91	-7.87	-6.60	-5.09	6.09
2437MHz	Pass	7.91	-5.78	-7.10	-3.95	6.09
2462MHz	Pass	7.91	-7.87	-6.28	-4.83	6.09
802.11ax HEW20_Nss1,(MCS0)_2TX	-	-	-	-	-	-
2412MHz	Pass	7.91	-9.90	-8.85	-7.63	6.09
2437MHz	Pass	7.91	-6.35	-6.19	-5.01	6.09
2462MHz	Pass	7.91	-8.46	-8.59	-6.78	6.09
802.11ax HEW40_Nss1,(MCS0)_2TX	-	-	-	-	-	-
2422MHz	Pass	7.91	-12.51	-11.77	-10.76	6.09
2437MHz	Pass	7.91	-11.64	-12.70	-10.48	6.09
2452MHz	Pass	7.91	-12.23	-13.24	-10.92	6.09

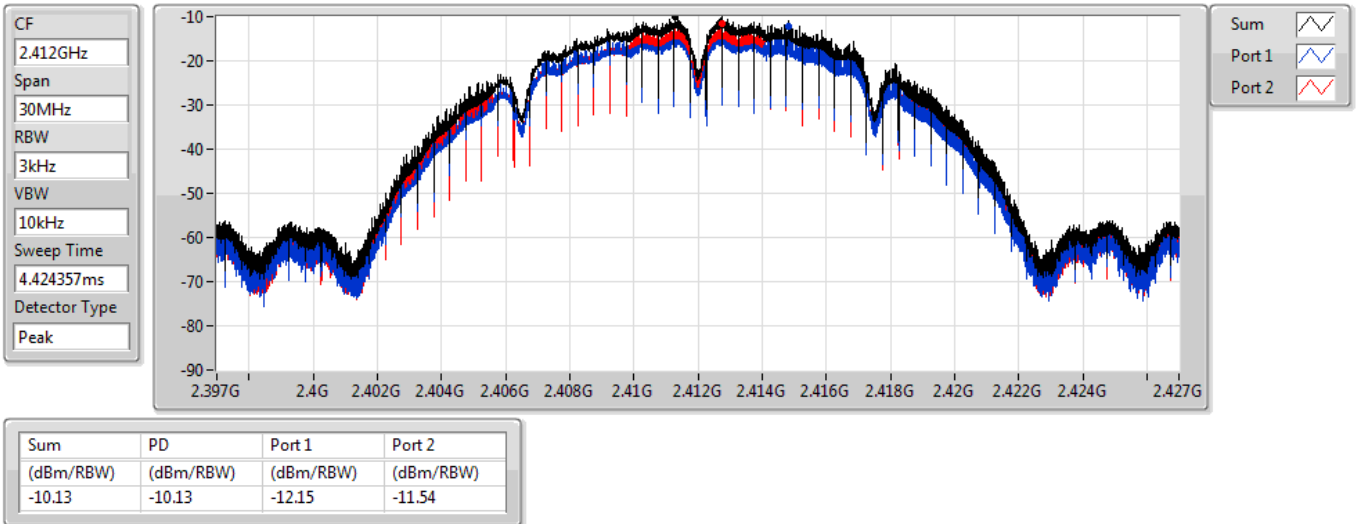
DG = Directional Gain; RBW = 3kHz;
 PD = trace bin-by-bin of each transmits port summing can be performed maximum power density; Port X = Port X Power Density;

802.11b_Nss1,(1Mbps)_2TX

2412MHz

PSD

10/05/2022

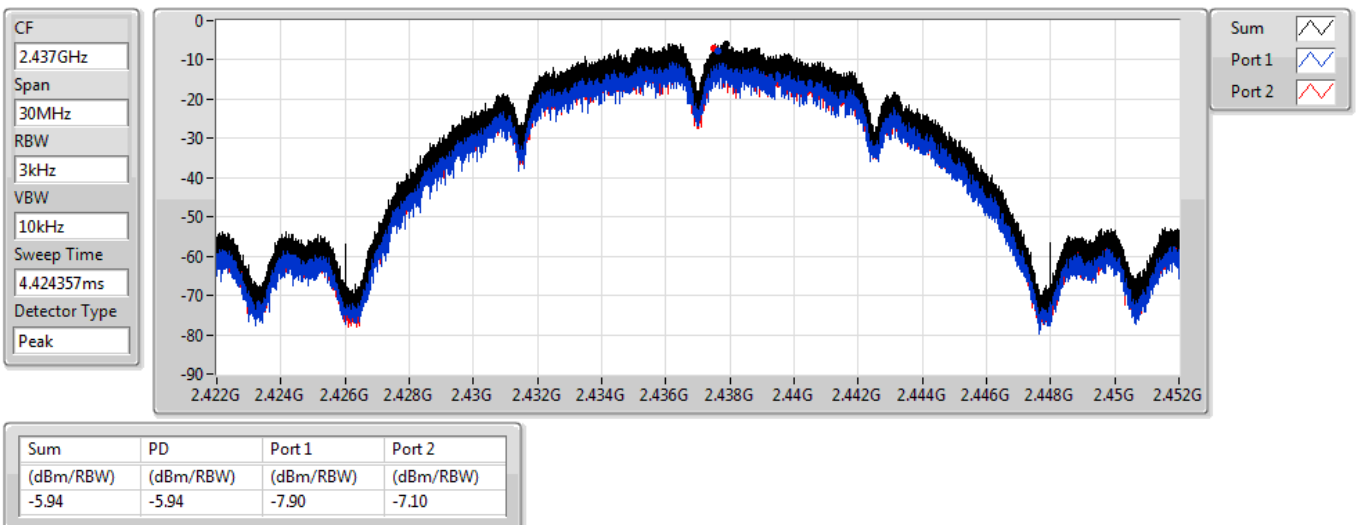


802.11b_Nss1,(1Mbps)_2TX

2437MHz

PSD

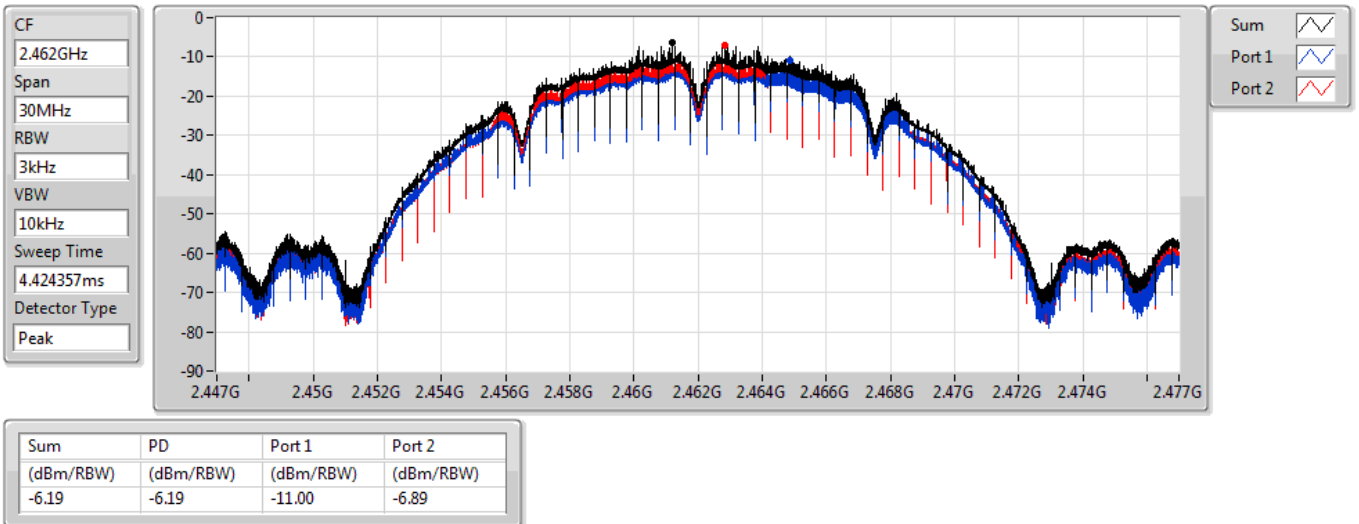
12/05/2022



802.11b_Nss1,(1Mbps)_2TX

2462MHz

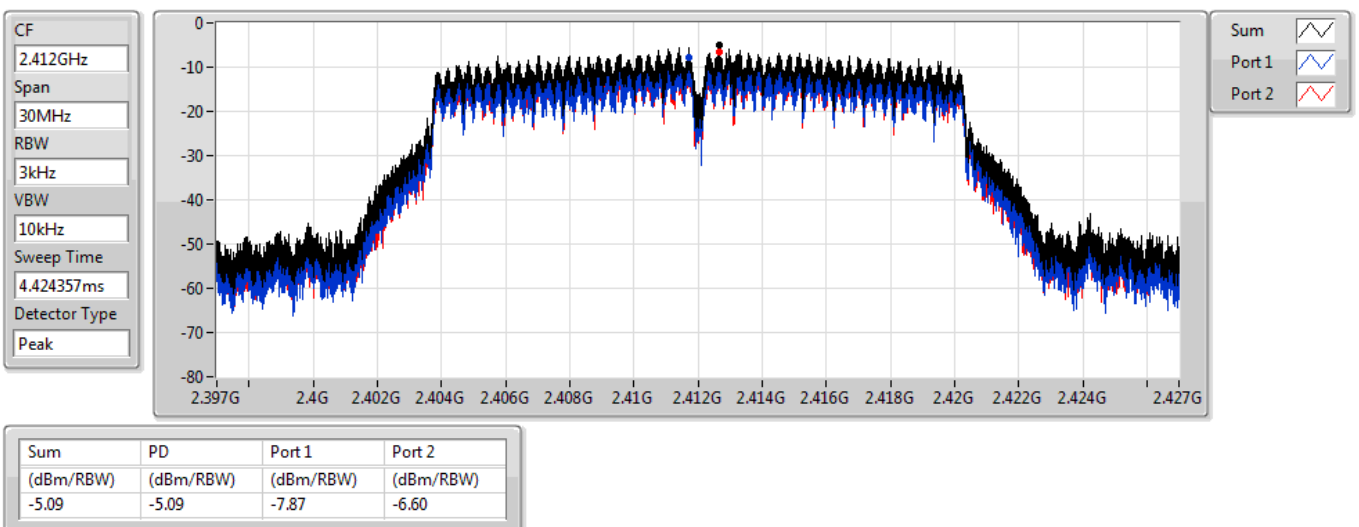
10/05/2022



802.11g_Nss1,(6Mbps)_2TX

2412MHz

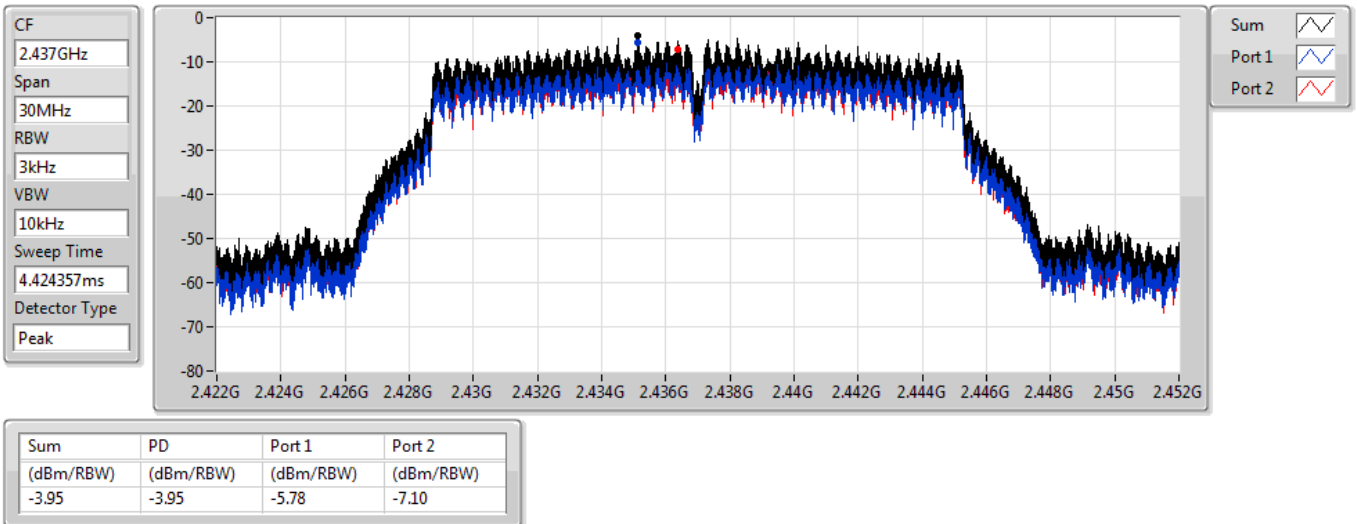
10/05/2022



802.11g_Nss1,(6Mbps)_2TX

2437MHz

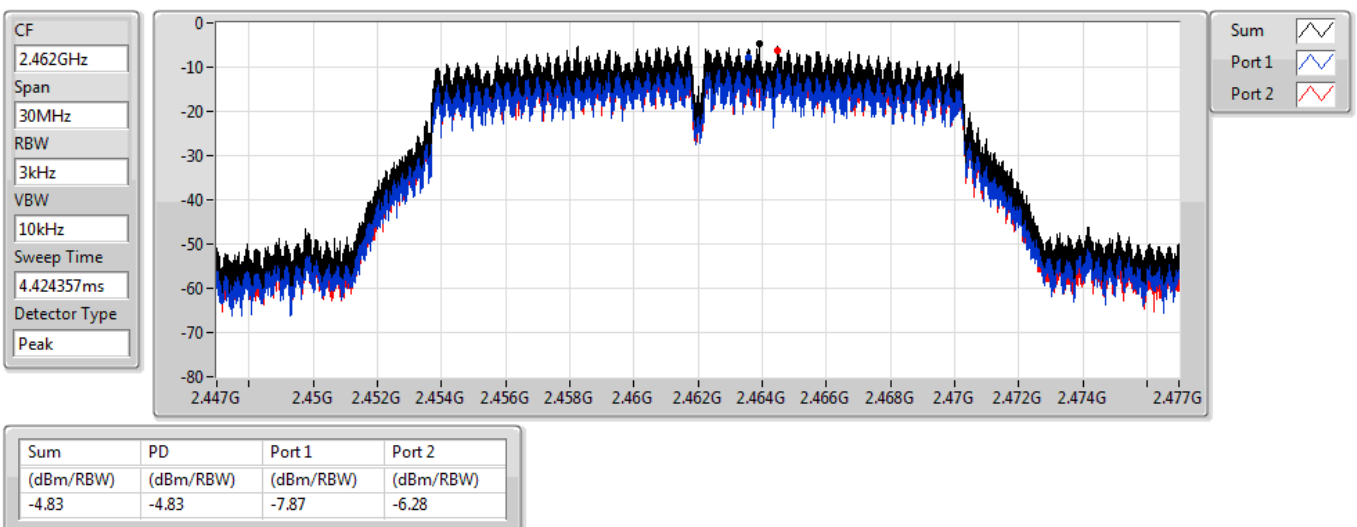
12/05/2022



802.11g_Nss1,(6Mbps)_2TX

2462MHz

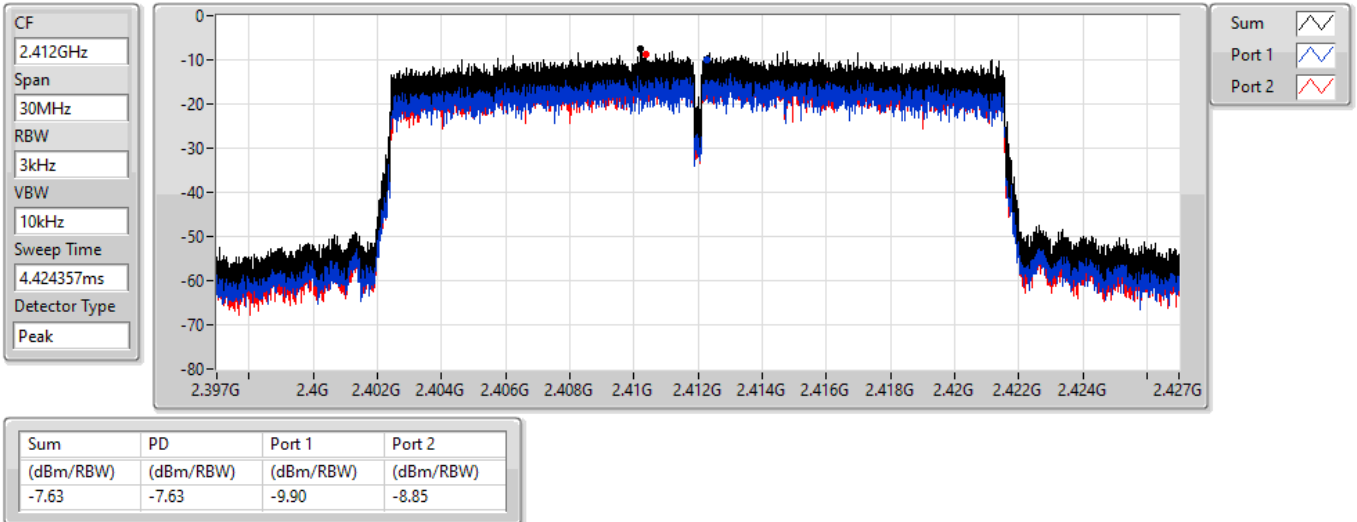
12/05/2022



802.11ax HEW20_Nss1,(MCS0)_2TX

2412MHz

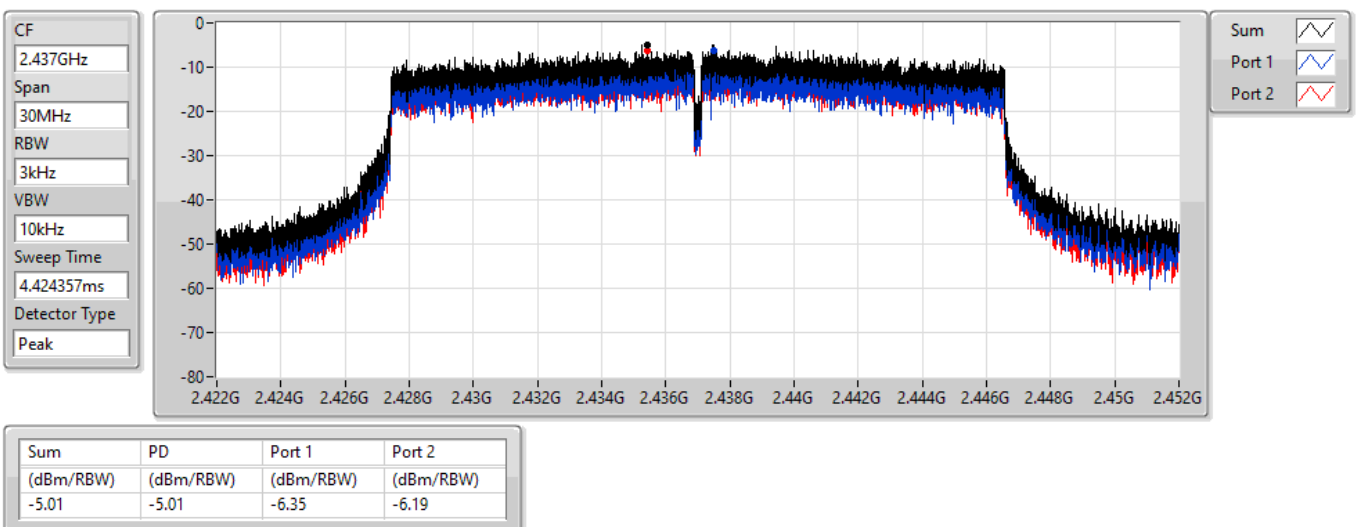
15/06/2022



802.11ax HEW20_Nss1,(MCS0)_2TX

2437MHz

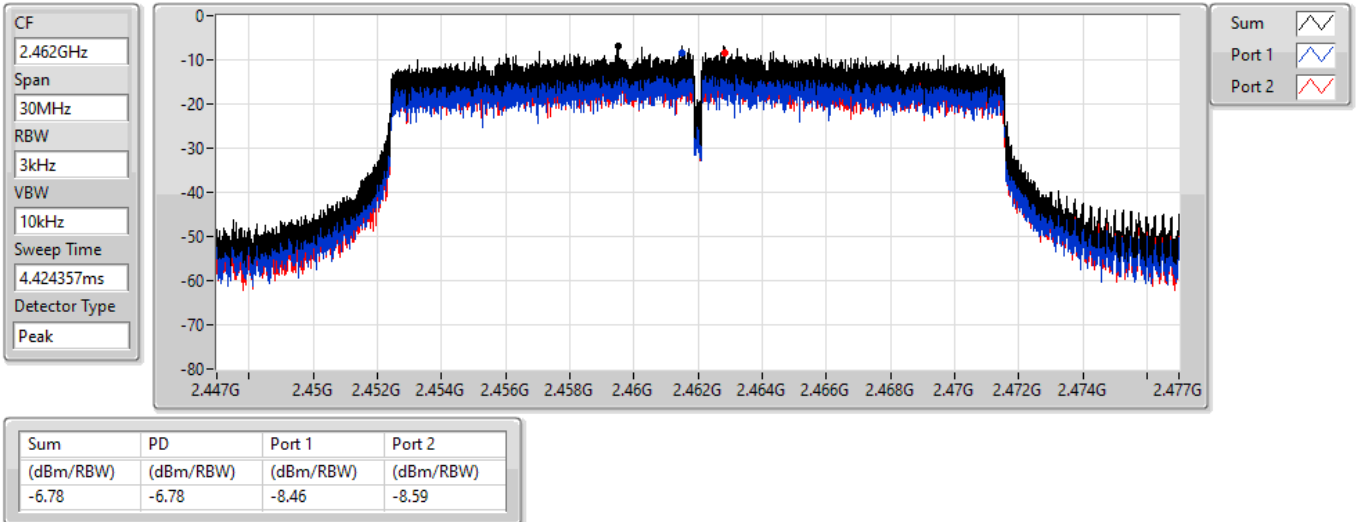
15/06/2022



802.11ax HEW20_Nss1,(MCS0)_2TX

2462MHz

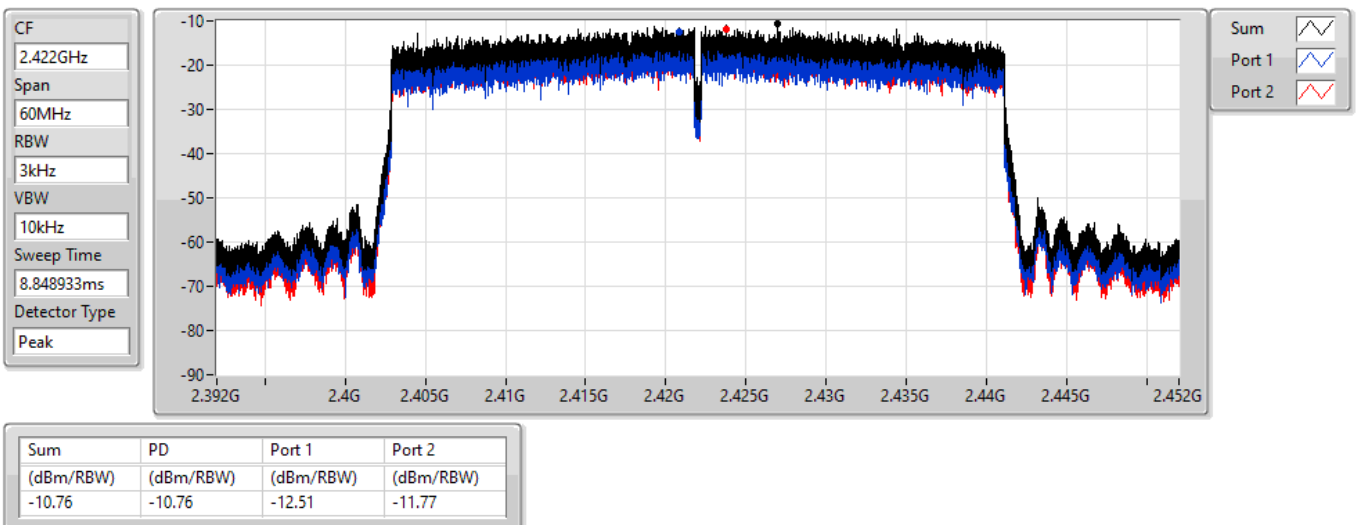
15/06/2022



802.11ax HEW40_Nss1,(MCS0)_2TX

2422MHz

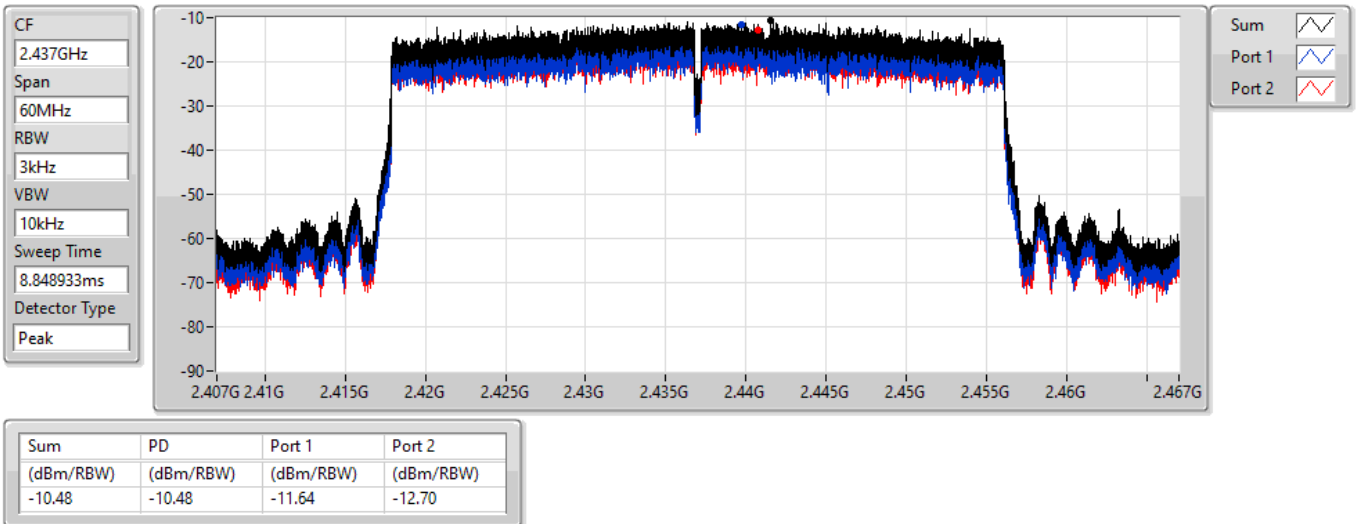
15/06/2022



802.11ax HEW40_Nss1,(MCS0)_2TX

2437MHz

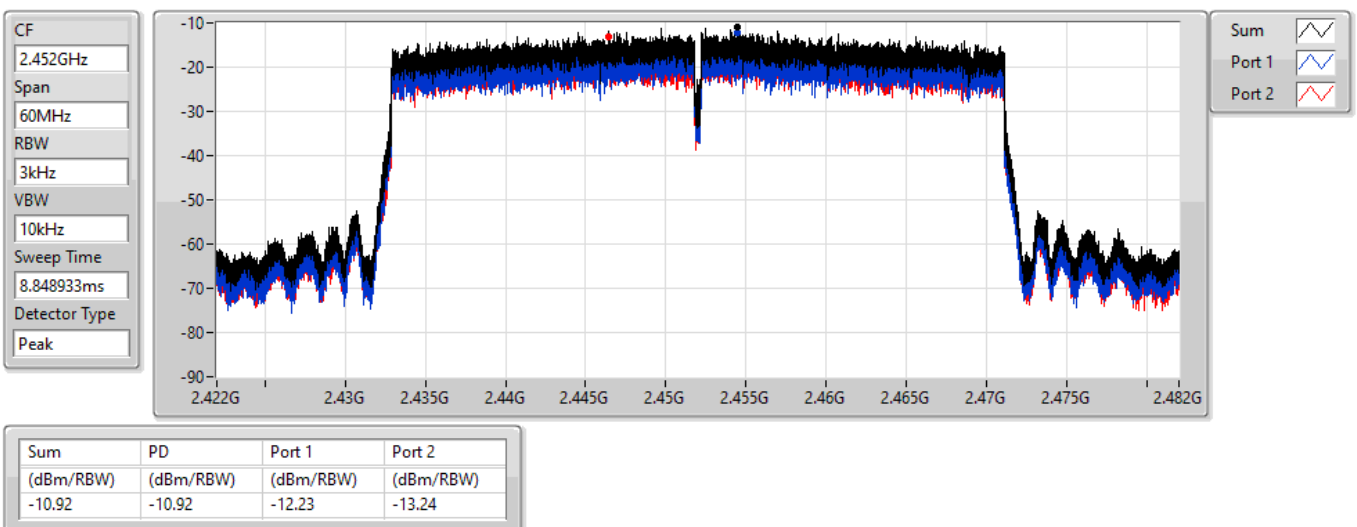
15/06/2022



802.11ax HEW40_Nss1,(MCS0)_2TX

2452MHz

15/06/2022



**Summary**

Mode	Result	Ref (Hz)	Ref (dBm)	Limit (dBm)	Freq (Hz)	Level (dBm)	Freq (Hz)	Level (dBm)	Freq (Hz)	Level (dBm)	Freq (Hz)	Level (dBm)	Freq (Hz)	Level (dBm)	Port
2.4-2.4835GHz	-	-	-	-	-	-	-	-	-	-	-	-	-	-	-
802.11b_Nss1,(1Mbps)_2TX	Pass	2.46263G	8.59	-21.41	2.12118G	-54.18	2.39704G	-41.04	2.4G	-43.37	2.51134G	-52.31	23.15412G	-41.76	2
802.11g_Nss1,(6Mbps)_2TX	Pass	2.41069G	8.25	-21.75	2.14681G	-53.33	2.39992G	-27.82	2.4G	-31.16	2.50438G	-50.94	23.25526G	-40.89	2
802.11ax HEW20_Nss1,(MCS0)_2TX	Pass	2.43574G	8.26	-21.74	2.00235G	-55.09	2.39992G	-37.38	2.4G	-39.25	2.52302G	-51.56	15.18339G	-39.72	1
802.11ax HEW40_Nss1,(MCS0)_2TX	Pass	2.43457G	3.42	-26.58	2.3097G	-55.09	2.39808G	-38.21	2.4G	-43.17	2.50078G	-48.01	16.40963G	-40.30	2

Result

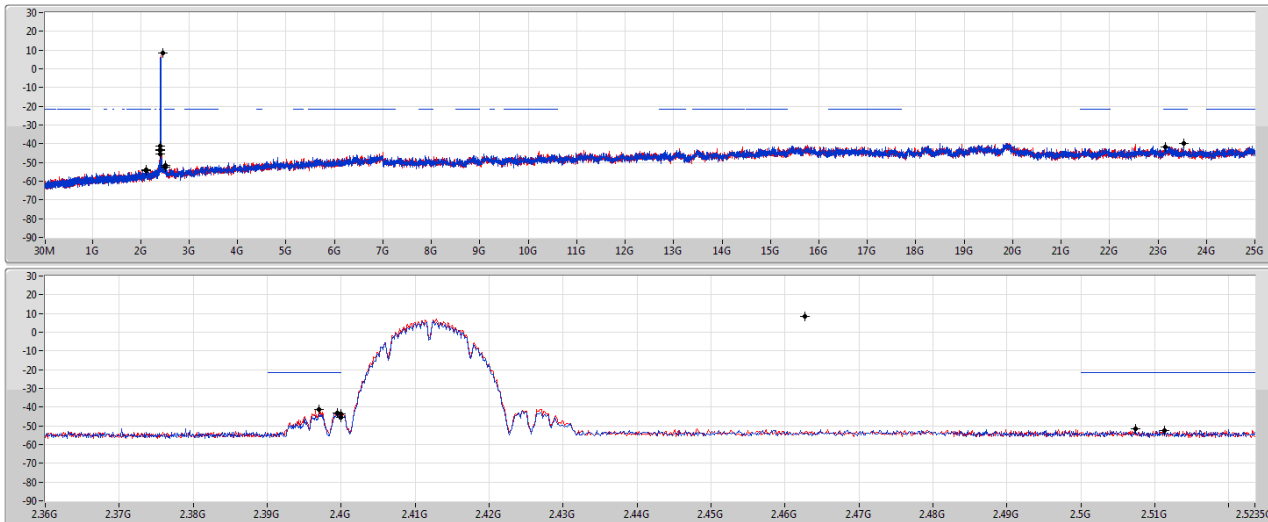
Mode	Result	Ref (Hz)	Ref (dBm)	Limit (dBm)	Freq (Hz)	Level (dBm)	Freq (Hz)	Level (dBm)	Freq (Hz)	Level (dBm)	Freq (Hz)	Level (dBm)	Freq (Hz)	Level (dBm)	Port
802.11b_Nss1,(1Mbps)_2TX	-	-	-	-	-	-	-	-	-	-	-	-	-	-	-
2412MHz	Pass	2.46263G	8.59	-21.41	2.12118G	-54.00	2.39952G	-43.02	2.4G	-45.42	2.50734G	-51.78	23.5306G	-39.85	1
2412MHz	Pass	2.46263G	8.59	-21.41	2.12118G	-54.18	2.39704G	-41.04	2.4G	-43.37	2.51134G	-52.31	23.15412G	-41.76	2
2437MHz	Pass	2.46263G	8.59	-21.41	1.99303G	-53.80	2.3932G	-52.22	2.4G	-55.24	2.51838G	-52.51	23.27493G	-40.49	1
2437MHz	Pass	2.46263G	8.59	-21.41	2.13749G	-53.81	2.39936G	-53.25	2.4G	-54.62	2.51734G	-50.88	17.2428G	-41.17	2
2462MHz	Pass	2.46263G	8.59	-21.41	2.30292G	-53.52	2.39888G	-53.32	2.4G	-55.05	2.51606G	-50.63	15.05696G	-40.71	1
2462MHz	Pass	2.46263G	8.59	-21.41	2.30525G	-54.33	2.39792G	-52.48	2.4G	-54.29	2.5127G	-51.85	16.2454G	-40.22	2
802.11g_Nss1,(6Mbps)_2TX	-	-	-	-	-	-	-	-	-	-	-	-	-	-	-
2412MHz	Pass	2.41069G	8.25	-21.75	2.07924G	-54.53	2.39952G	-29.19	2.4G	-30.92	2.51334G	-50.41	17.06018G	-40.67	1
2412MHz	Pass	2.41069G	8.25	-21.75	2.14681G	-53.33	2.39992G	-27.82	2.4G	-31.16	2.50438G	-50.94	23.25526G	-40.89	2
2437MHz	Pass	2.41069G	8.25	-21.75	1.98837G	-54.56	2.39864G	-50.69	2.4G	-52.34	2.50046G	-50.31	16.67527G	-41.30	1
2437MHz	Pass	2.41069G	8.25	-21.75	2.01866G	-53.81	2.396G	-50.29	2.4G	-51.67	2.52118G	-50.54	16.94217G	-39.78	2
2462MHz	Pass	2.41069G	8.25	-21.75	2.19224G	-53.80	2.39368G	-50.74	2.4G	-52.09	2.50614G	-49.45	16.79608G	-40.62	1
2462MHz	Pass	2.41069G	8.25	-21.75	2.0606G	-54.41	2.39656G	-50.37	2.4G	-51.84	2.50366G	-48.62	16.39712G	-39.86	2
802.11ax HEW20_Nss1,(MCS0)_2TX	-	-	-	-	-	-	-	-	-	-	-	-	-	-	-
2412MHz	Pass	2.43574G	8.26	-21.74	2.00235G	-55.09	2.39992G	-37.38	2.4G	-39.25	2.52302G	-51.56	15.18339G	-39.72	1
2412MHz	Pass	2.43574G	8.26	-21.74	2.30991G	-54.21	2.39976G	-40.27	2.4G	-43.12	2.50918G	-52.20	24.75276G	-39.80	2
2437MHz	Pass	2.43574G	8.26	-21.74	2.16195G	-54.71	2.39792G	-43.64	2.4G	-44.59	2.50606G	-50.23	21.88981G	-40.32	1
2437MHz	Pass	2.43574G	8.26	-21.74	2.30525G	-54.14	2.39936G	-43.05	2.4G	-49.58	2.5011G	-50.38	24.81738G	-40.41	2
2462MHz	Pass	2.43574G	8.26	-21.74	1.75304G	-54.59	2.39952G	-51.66	2.4G	-53.67	2.51158G	-49.91	15.14967G	-40.65	1
2462MHz	Pass	2.43574G	8.26	-21.74	2.13399G	-54.47	2.3976G	-51.58	2.4G	-53.66	2.51038G	-49.96	24.43528G	-40.05	2
802.11ax HEW40_Nss1,(MCS0)_2TX	-	-	-	-	-	-	-	-	-	-	-	-	-	-	-
2422MHz	Pass	2.43457G	3.42	-26.58	2.3097G	-54.43	2.39952G	-38.97	2.4G	-42.52	2.50526G	-49.90	16.519G	-40.73	1
2422MHz	Pass	2.43457G	3.42	-26.58	2.3097G	-55.09	2.39808G	-38.21	2.4G	-43.17	2.50078G	-48.01	16.40963G	-40.30	2
2437MHz	Pass	2.43457G	3.42	-26.58	2.19062G	-54.25	2.39088G	-40.66	2.4G	-42.36	2.50014G	-45.69	24.10815G	-40.22	1
2437MHz	Pass	2.43457G	3.42	-26.58	2.30626G	-54.70	2.39456G	-41.22	2.4G	-48.90	2.50318G	-46.15	24.53444G	-40.13	2
2452MHz	Pass	2.43457G	3.42	-26.58	2.13909G	-54.40	2.3984G	-49.27	2.4G	-50.89	2.50478G	-48.74	24.15583G	-39.90	1
2452MHz	Pass	2.43457G	3.42	-26.58	2.3097G	-53.62	2.39584G	-47.18	2.4G	-50.95	2.50942G	-47.76	16.36756G	-40.09	2

802.11b_Nss1,(1Mbps)_2TX

2412MHz

CSENdB

12/05/2022



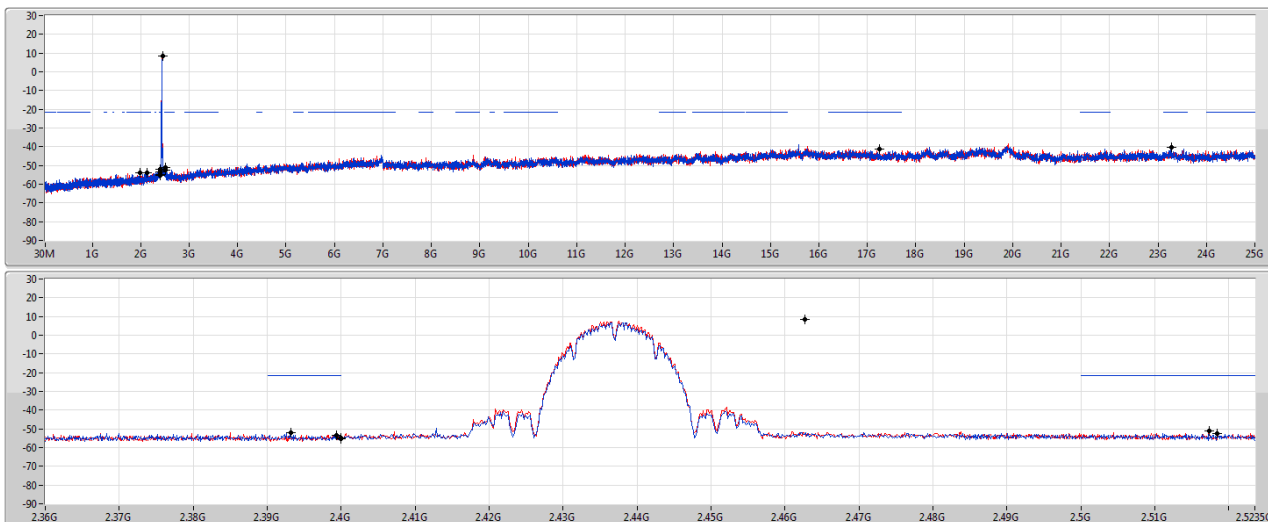
Ref(Hz)	Ref(dBm)	Limit(dBm)	Freq(Hz)	Level(dBm)	Freq(Hz)	Level(dBm)	Freq(Hz)	Level(dBm)	Freq(Hz)	Level(dBm)	Freq(Hz)	Level(dBm)	Port
2.46263G	8.59	-21.41	2.12118G	-54.00	2.39952G	-43.02	2.4G	-45.42	2.50734G	-51.78	23.5306G	-39.85	1
2.46263G	8.59	-21.41	2.12118G	-54.18	2.39704G	-41.04	2.4G	-43.37	2.51134G	-52.31	23.15412G	-41.76	2

802.11b_Nss1,(1Mbps)_2TX

2437MHz

CSENdB

12/05/2022



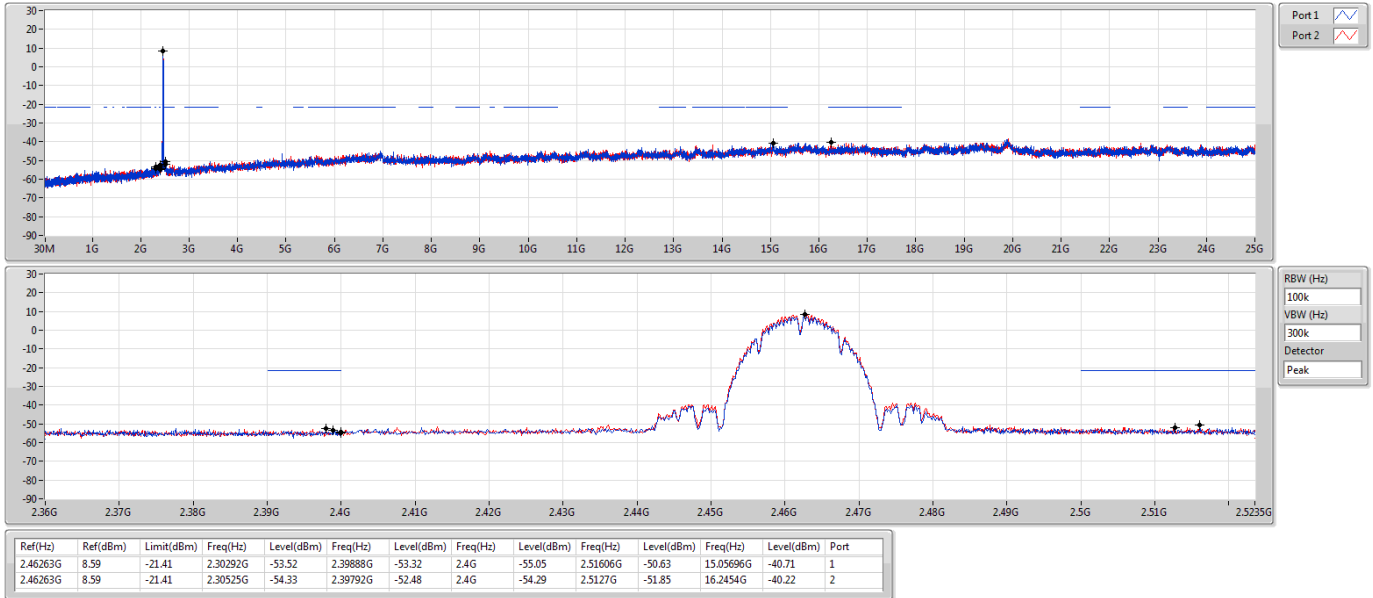
Ref(Hz)	Ref(dBm)	Limit(dBm)	Freq(Hz)	Level(dBm)	Freq(Hz)	Level(dBm)	Freq(Hz)	Level(dBm)	Freq(Hz)	Level(dBm)	Freq(Hz)	Level(dBm)	Port
2.46263G	8.59	-21.41	1.99303G	-53.80	2.3932G	-52.22	2.4G	-55.24	2.51838G	-52.51	23.27493G	-40.49	1
2.46263G	8.59	-21.41	2.13749G	-53.81	2.39936G	-53.25	2.4G	-54.62	2.51734G	-50.88	17.2428G	-41.17	2

802.11b_Nss1,(1Mbps)_2TX

2462MHz

CSEndB

12/05/2022

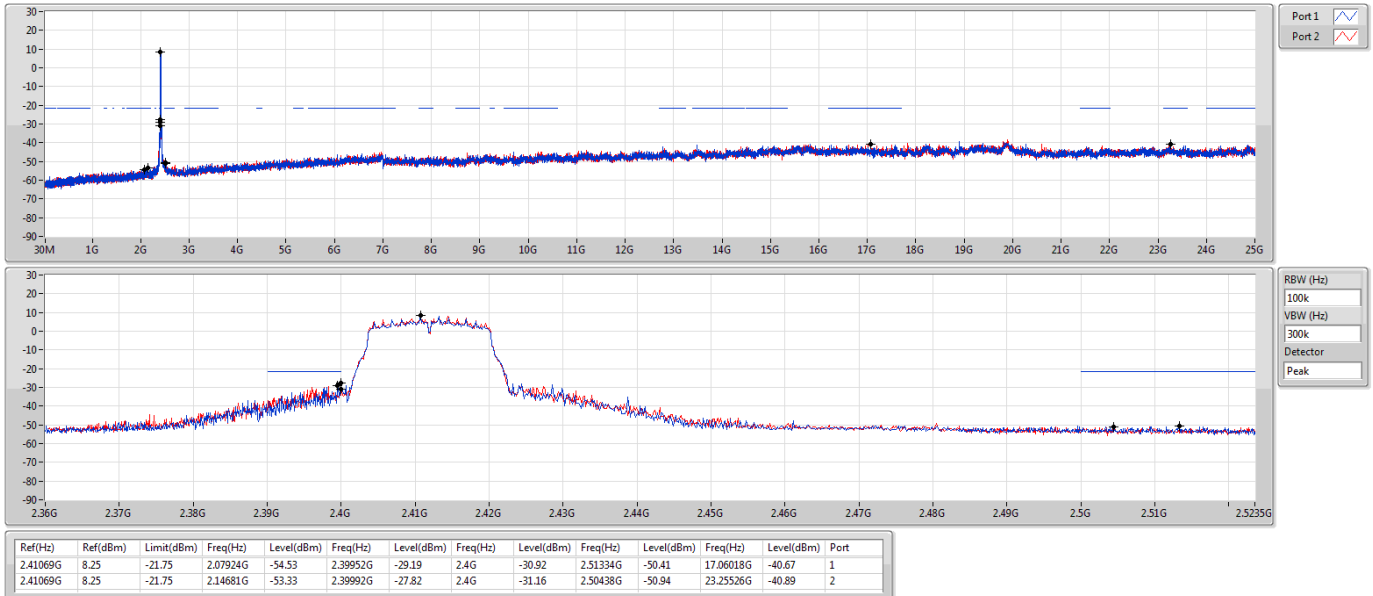


802.11g_Nss1,(6Mbps)_2TX

2412MHz

CSEndB

12/05/2022

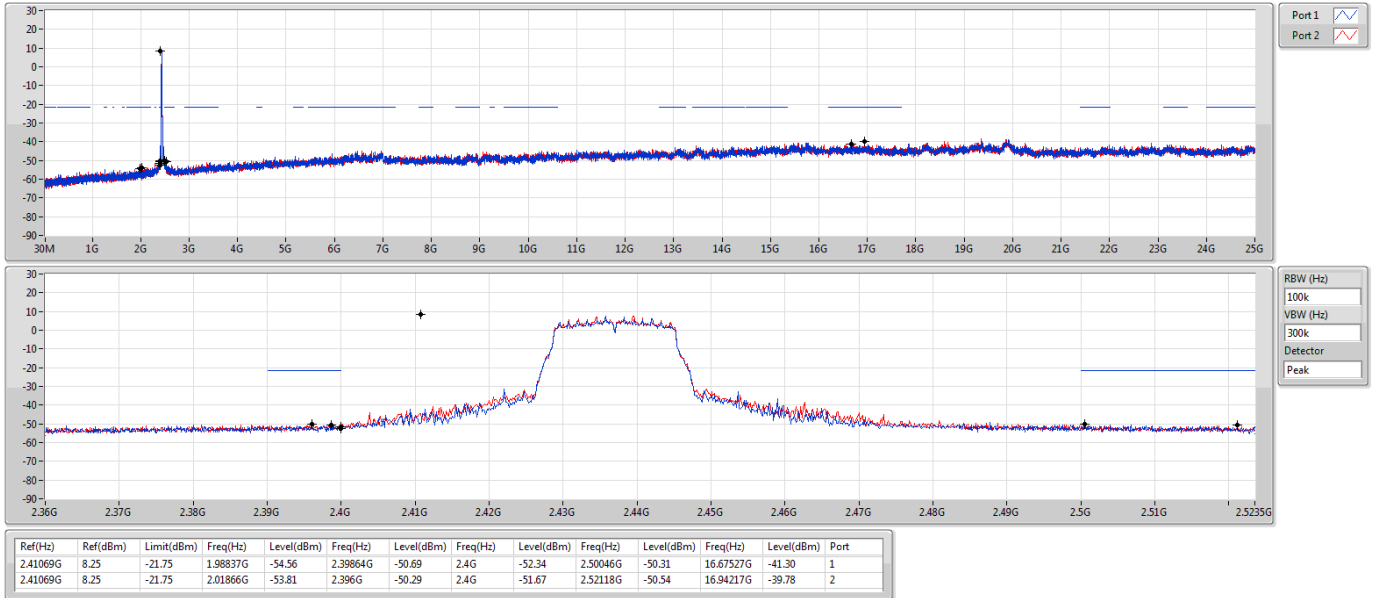


802.11g_Nss1,(6Mbps)_2TX

2437MHz

CSEndB

12/05/2022

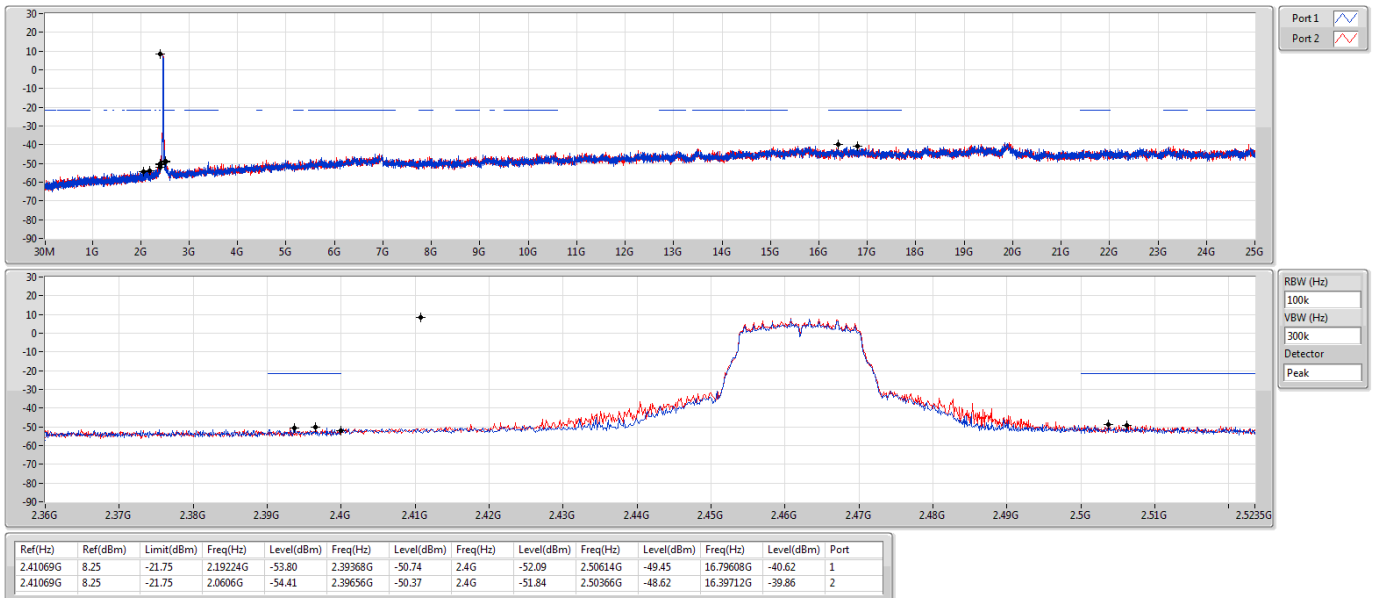


802.11g_Nss1,(6Mbps)_2TX

2462MHz

CSEndB

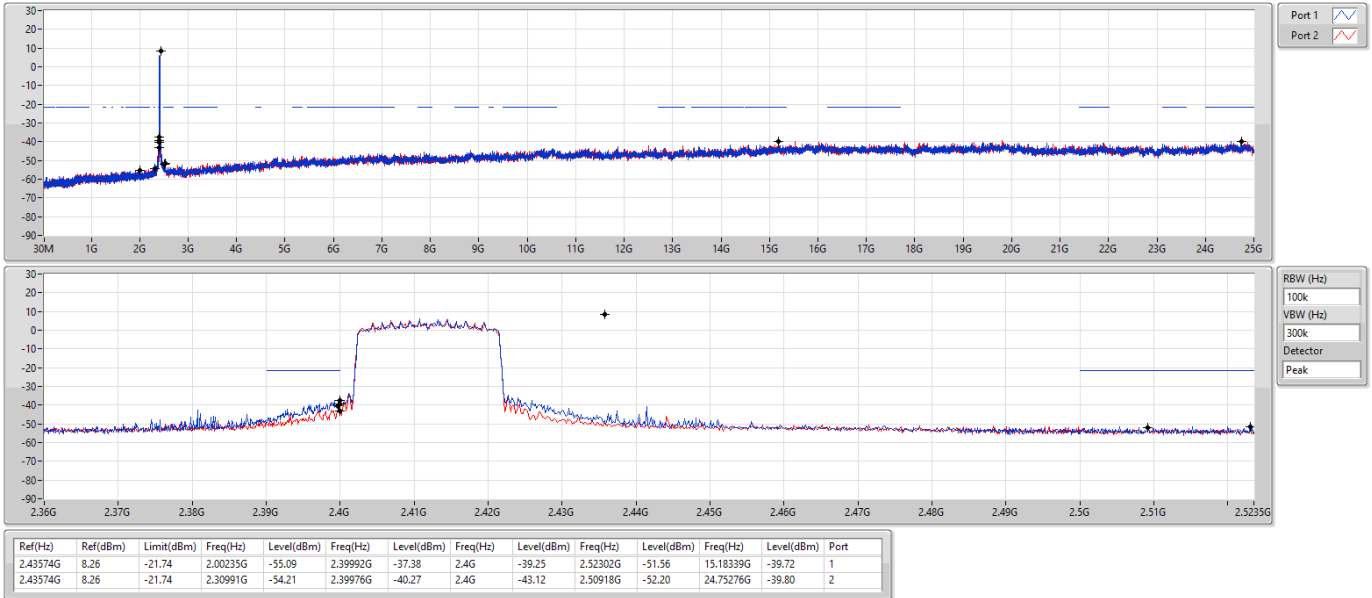
12/05/2022



802.11ax HEW20_Nss1,(MCS0)_2TX

CSEndB

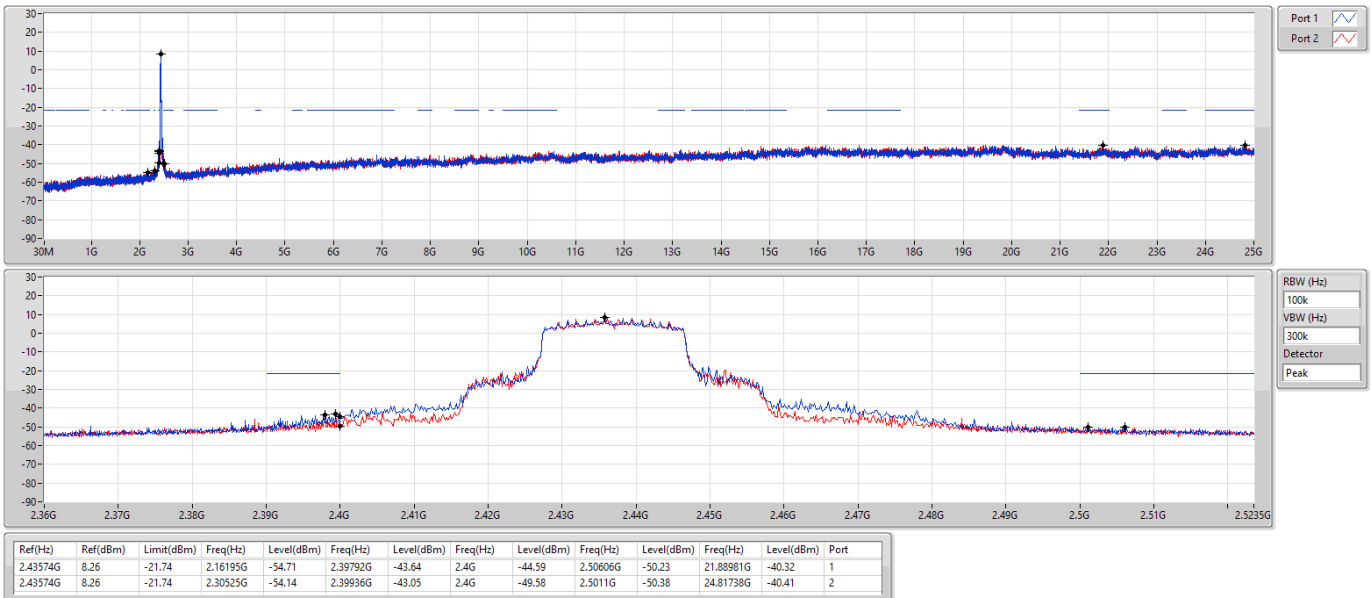
2412MHz



802.11ax HEW20_Nss1,(MCS0)_2TX

CSEndB

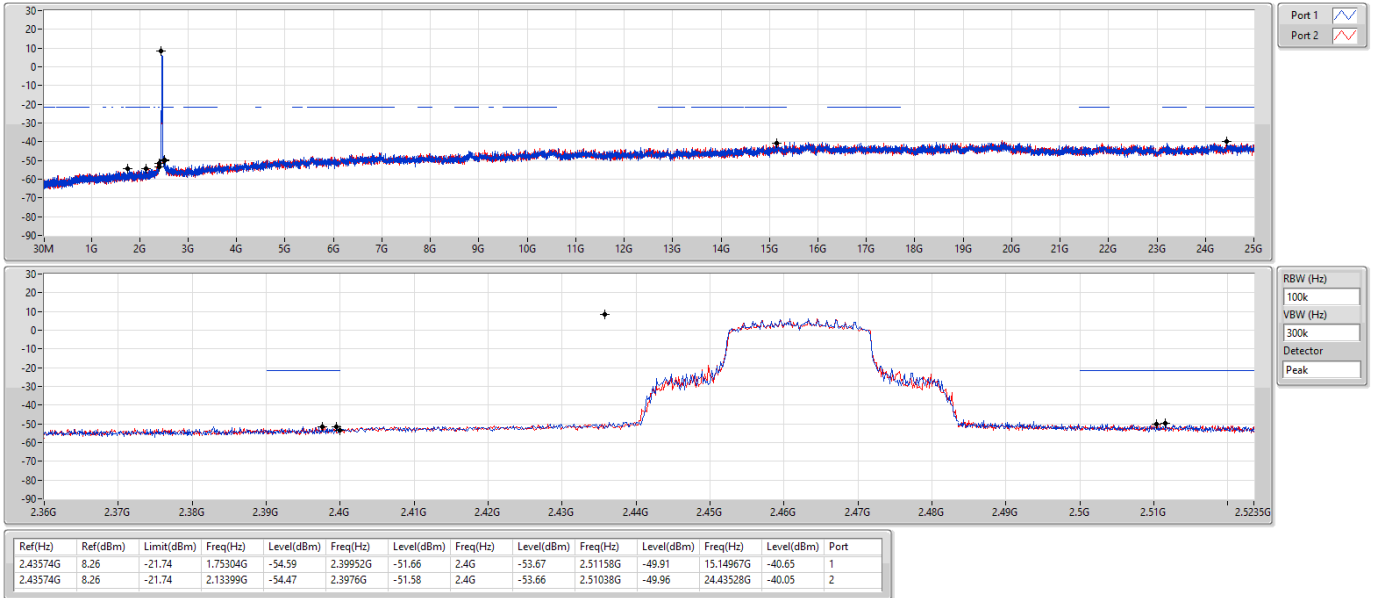
2437MHz



802.11ax HEW20_Nss1,(MCS0)_2TX

2462MHz

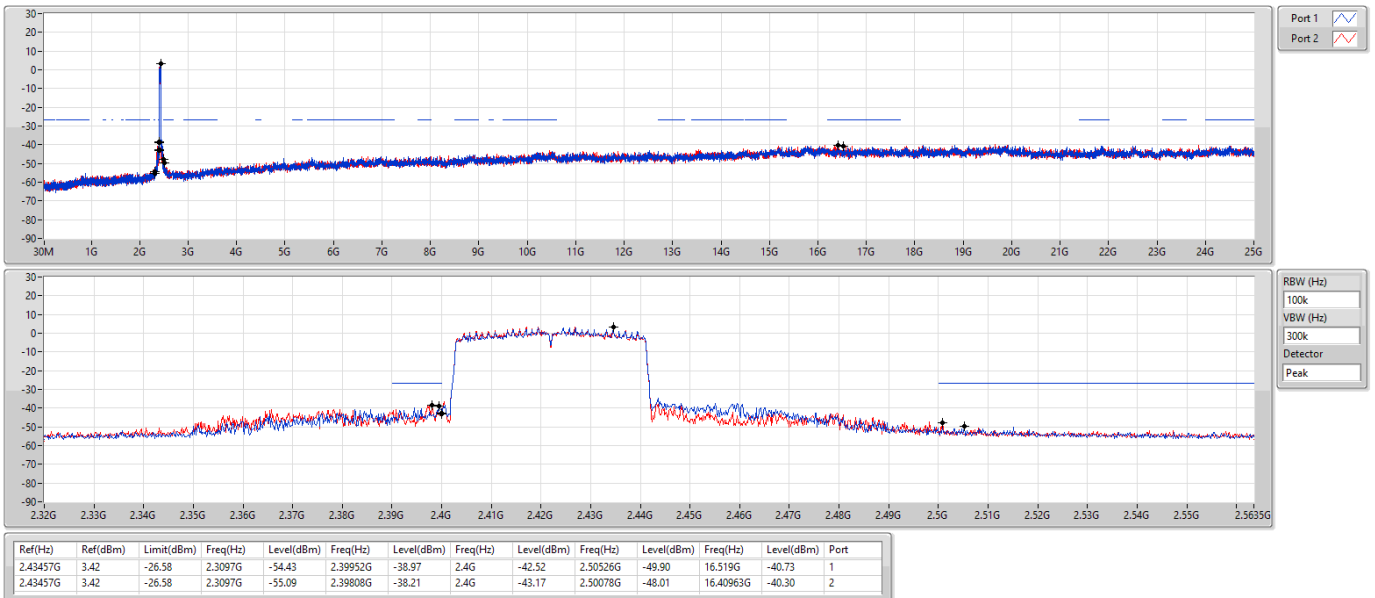
CSEndB



802.11ax HEW40_Nss1,(MCS0)_2TX

2422MHz

CSEndB

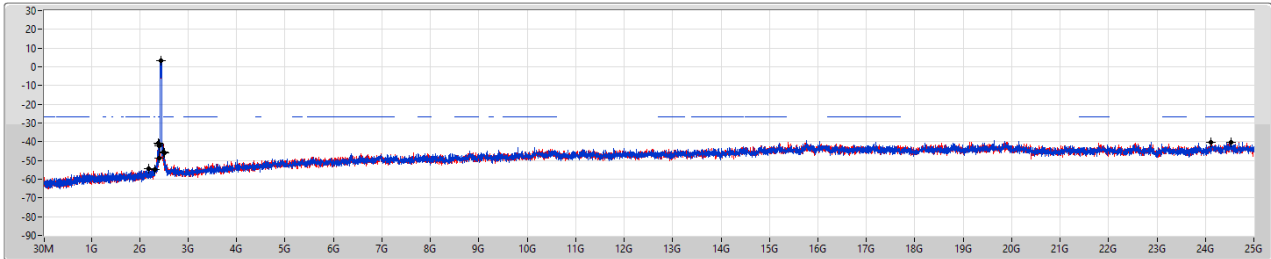


802.11ax HEW40_Nss1,(MCS0)_2TX

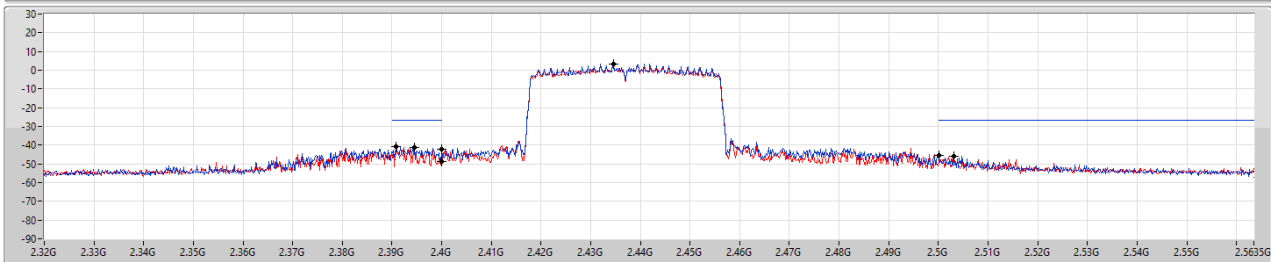
2437MHz

CSENdB

15/06/2022



Port 1
Port 2



RBW (Hz)
100k
VBW (Hz)
300k
Detector
Peak

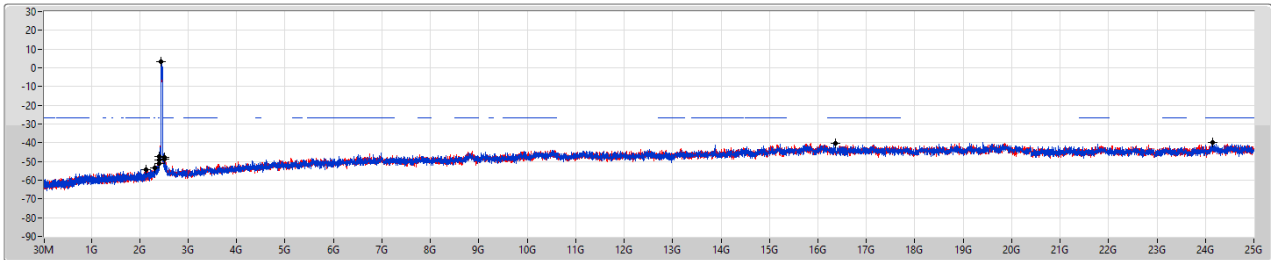
Ref(Hz)	Ref(dBm)	Limit(dBm)	Freq(Hz)	Level(dBm)	Freq(Hz)	Level(dBm)	Freq(Hz)	Level(dBm)	Freq(Hz)	Level(dBm)	Freq(Hz)	Level(dBm)	Port
2.43457G	3.42	-26.58	2.19062G	-54.25	2.39088G	-40.66	2.4G	-42.36	2.50014G	-45.69	24.10815G	-40.22	1
2.43457G	3.42	-26.58	2.30626G	-54.70	2.39456G	-41.22	2.4G	-48.90	2.50318G	-46.15	24.53444G	-40.13	2

802.11ax HEW40_Nss1,(MCS0)_2TX

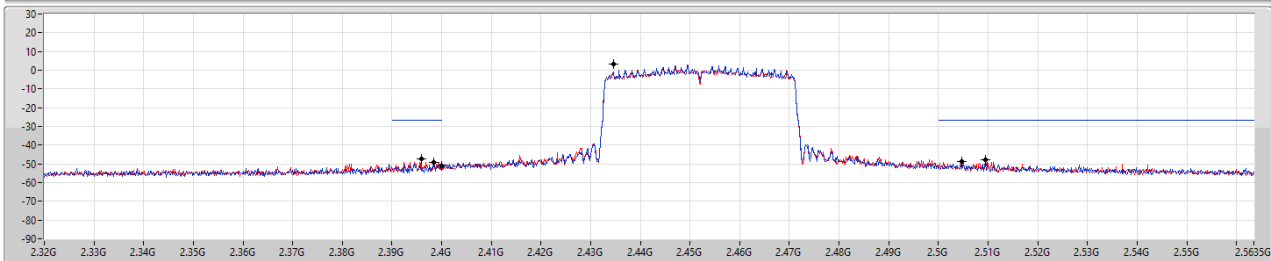
2452MHz

CSENdB

15/06/2022



Port 1
Port 2



RBW (Hz)
100k
VBW (Hz)
300k
Detector
Peak

Ref(Hz)	Ref(dBm)	Limit(dBm)	Freq(Hz)	Level(dBm)	Freq(Hz)	Level(dBm)	Freq(Hz)	Level(dBm)	Freq(Hz)	Level(dBm)	Freq(Hz)	Level(dBm)	Port
2.43457G	3.42	-26.58	2.13909G	-54.40	2.3984G	-49.27	2.4G	-50.89	2.50478G	-48.74	24.15583G	-39.90	1
2.43457G	3.42	-26.58	2.3097G	-53.62	2.39584G	-47.18	2.4G	-50.95	2.50942G	-47.76	16.36796G	-40.09	2



Summary

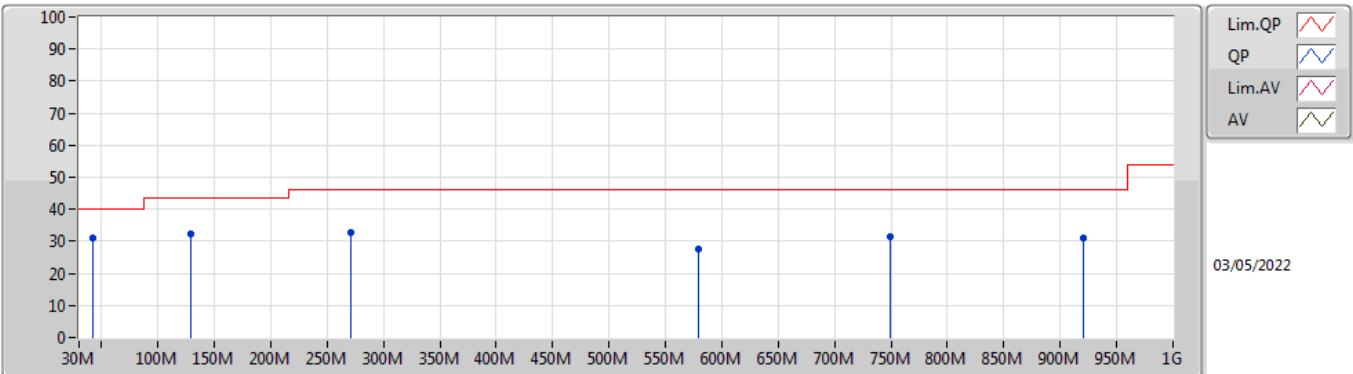
Mode	Result	Type	Freq (Hz)	Level (dBuV/m)	Limit (dBuV/m)	Margin (dB)	Dist (m)	Condition	Azimuth (°)	Height (m)	Comments
2.4-2.4835GHz	-	-	-	-	-	-	-	-	-	-	-
802.11ax HEW40_Nss1,(MCS0)_2TX	Pass	PK	317.12M	38.23	46.00	-7.77	3	Horizontal	360	1.00	-

Result

Mode	Result	Type	Freq (Hz)	Level (dBuV/m)	Limit (dBuV/m)	Margin (dB)	Dist (m)	Condition	Azimuth (°)	Height (m)	Comments
802.11ax HEW40_Nss1,(MCS0)_2TX	-	-	-	-	-	-	-	-	-	-	-
2437MHz	Pass	PK	41.64M	31.19	40.00	-8.81	3	Vertical	360	1.00	-
2437MHz	Pass	PK	128.94M	32.30	43.50	-11.20	3	Vertical	360	1.00	-
2437MHz	Pass	PK	270.56M	32.56	46.00	-13.44	3	Vertical	360	1.00	-
2437MHz	Pass	PK	579.02M	27.64	46.00	-18.36	3	Vertical	360	1.00	-
2437MHz	Pass	PK	749.74M	31.65	46.00	-14.35	3	Vertical	360	1.00	-
2437MHz	Pass	PK	920.46M	31.15	46.00	-14.85	3	Vertical	360	1.00	-
2437MHz	Pass	PK	70.74M	31.11	40.00	-8.89	3	Horizontal	360	1.00	-
2437MHz	Pass	PK	125.06M	35.03	43.50	-8.47	3	Horizontal	360	1.00	-
2437MHz	Pass	PK	317.12M	38.23	46.00	-7.77	3	Horizontal	360	1.00	-
2437MHz	Pass	PK	445.16M	30.34	46.00	-15.66	3	Horizontal	360	1.00	-
2437MHz	Pass	PK	579.02M	26.53	46.00	-19.47	3	Horizontal	360	1.00	-
2437MHz	Pass	PK	800.18M	30.44	46.00	-15.56	3	Horizontal	360	1.00	-

802.11ax HEW40_Nss1,(MCS0)_2TX

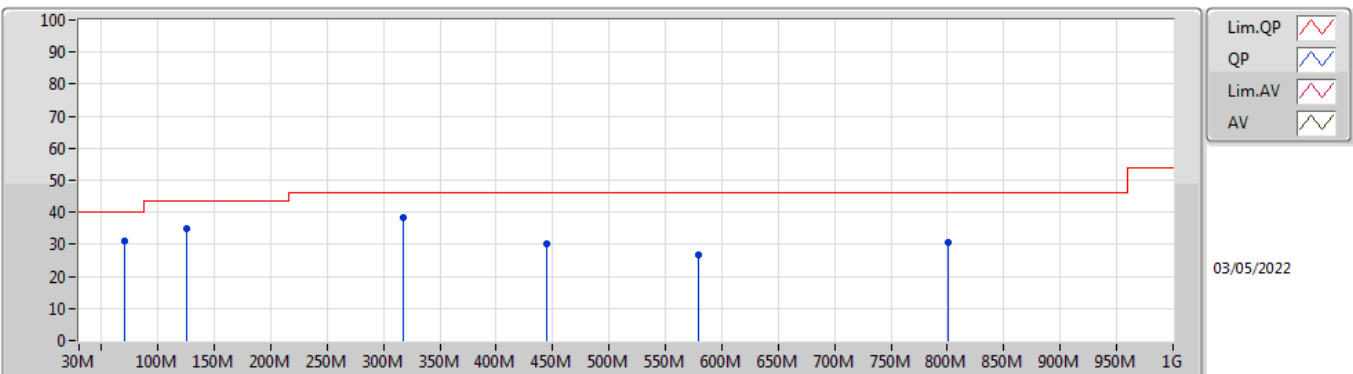
2437MHz_Test fixture



Type	Freq (Hz)	Level (dBuV/m)	Limit (dBuV/m)	Margin (dB)	Factor (dB)	Dist (m)	Condition	Azimuth (°)	Height (m)	Comment	Raw (dBuV)	AF (dB)	CL (dB)	PA (dB)
PK	41.64M	31.19	40.00	-8.81	-9.54	3	Vertical	360	1.00	-	40.73	16.95	1.04	27.53
PK	128.94M	32.30	43.50	-11.20	-8.18	3	Vertical	360	1.00	-	40.48	17.20	1.86	27.24
PK	270.56M	32.56	46.00	-13.44	-6.09	3	Vertical	360	1.00	-	38.65	17.81	2.75	26.65
PK	579.02M	27.64	46.00	-18.36	-0.01	3	Vertical	360	1.00	-	27.65	23.85	4.11	27.97
PK	749.74M	31.65	46.00	-14.35	2.08	3	Vertical	360	1.00	-	29.57	25.09	4.73	27.74
PK	920.46M	31.15	46.00	-14.85	3.40	3	Vertical	360	1.00	-	27.75	25.48	5.37	27.45

802.11ax HEW40_Nss1,(MCS0)_2TX

2437MHz_Test fixture



Type	Freq (Hz)	Level (dBuV/m)	Limit (dBuV/m)	Margin (dB)	Factor (dB)	Dist (m)	Condition	Azimuth (°)	Height (m)	Comment	Raw (dBuV)	AF (dB)	CL (dB)	PA (dB)
PK	70.74M	31.11	40.00	-8.89	-14.94	3	Horizontal	360	1.00	-	46.05	11.15	1.36	27.45
PK	125.06M	35.03	43.50	-8.47	-8.12	3	Horizontal	360	1.00	-	43.15	17.30	1.84	27.26
PK	317.12M	38.23	46.00	-7.77	-4.97	3	Horizontal	360	1.00	-	43.20	18.73	3.00	26.70
PK	445.16M	30.34	46.00	-15.66	-1.93	3	Horizontal	360	1.00	-	32.27	22.02	3.57	27.52
PK	579.02M	26.53	46.00	-19.47	-0.01	3	Horizontal	360	1.00	-	26.54	23.85	4.11	27.97
PK	800.18M	30.44	46.00	-15.56	2.25	3	Horizontal	360	1.00	-	28.19	25.10	4.95	27.80

**Summary**

Mode	Result	Type	Freq (Hz)	Level (dBuV/m)	Limit (dBuV/m)	Margin (dB)	Dist (m)	Condition	Azimuth (°)	Height (m)	Comments
2.4-2.4835GHz	-	-	-	-	-	-	-	-	-	-	-
802.11b_Nss1,(1Mbps)_2TX	Pass	AV	4.874G	53.53	54.00	-0.47	3	Vertical	24	1.40	-
802.11g_Nss1,(6Mbps)_2TX	Pass	AV	7.31164G	53.37	54.00	-0.63	3	Vertical	130	2.65	-
802.11ax HEW20_Nss1,(MCS0)_2TX	Pass	AV	2.4848G	53.45	54.00	-0.55	3	Vertical	293	1.37	-
802.11ax HEW40_Nss1,(MCS0)_2TX	Pass	AV	2.4848G	53.94	54.00	-0.06	3	Vertical	31	1.34	-

Result

Mode	Result	Type	Freq (Hz)	Level (dBuV/m)	Limit (dBuV/m)	Margin (dB)	Dist (m)	Condition	Azimuth (°)	Height (m)	Comments
802.11b_Nss1,(1Mbps)_2TX	-	-	-	-	-	-	-	-	-	-	-
2412MHz	Pass	AV	2.3888G	46.46	54.00	-7.54	3	Vertical	150	1.65	-
2412MHz	Pass	AV	2.4128G	108.95	Inf	-Inf	3	Vertical	150	1.65	-
2412MHz	Pass	PK	2.3748G	58.51	74.00	-15.49	3	Vertical	150	1.65	-
2412MHz	Pass	PK	2.4112G	111.33	Inf	-Inf	3	Vertical	150	1.65	-
2412MHz	Pass	AV	2.3886G	46.20	54.00	-7.80	3	Horizontal	191	1.12	-
2412MHz	Pass	AV	2.4112G	95.52	Inf	-Inf	3	Horizontal	191	1.12	-
2412MHz	Pass	PK	2.3696G	58.44	74.00	-15.56	3	Horizontal	191	1.12	-
2412MHz	Pass	PK	2.4112G	97.94	Inf	-Inf	3	Horizontal	191	1.12	-
2412MHz	Pass	AV	4.824G	53.14	54.00	-0.86	3	Vertical	354	2.01	-
2412MHz	Pass	PK	4.824G	53.23	74.00	-18.77	3	Vertical	354	2.01	-
2412MHz	Pass	AV	4.824G	40.78	54.00	-13.22	3	Horizontal	151	2.06	-
2412MHz	Pass	PK	4.82418G	46.60	74.00	-27.40	3	Horizontal	151	2.06	-
2417MHz	Pass	AV	2.3888G	46.46	54.00	-7.54	3	Vertical	0	1.50	-
2417MHz	Pass	AV	2.4162G	110.89	Inf	-Inf	3	Vertical	0	1.50	-
2417MHz	Pass	PK	2.3856G	58.16	74.00	-15.84	3	Vertical	0	1.50	-
2417MHz	Pass	PK	2.416G	113.28	Inf	-Inf	3	Vertical	0	1.50	-
2417MHz	Pass	AV	2.3858G	46.17	54.00	-7.83	3	Horizontal	137	2.82	-
2417MHz	Pass	AV	2.4178G	96.59	Inf	-Inf	3	Horizontal	137	2.82	-
2417MHz	Pass	PK	2.389G	59.37	74.00	-14.63	3	Horizontal	137	2.82	-
2417MHz	Pass	PK	2.4178G	99.01	Inf	-Inf	3	Horizontal	137	2.82	-
2417MHz	Pass	AV	4.834G	53.05	54.00	-0.95	3	Vertical	354	1.82	-
2417MHz	Pass	AV	7.25188G	52.62	54.00	-1.38	3	Vertical	116	2.53	-
2417MHz	Pass	PK	4.834G	55.53	74.00	-18.47	3	Vertical	354	1.82	-
2417MHz	Pass	PK	7.25268G	57.91	74.00	-16.09	3	Vertical	116	2.53	-
2417MHz	Pass	AV	4.834G	41.17	54.00	-12.83	3	Horizontal	150	1.96	-
2417MHz	Pass	AV	7.25028G	46.52	54.00	-7.48	3	Horizontal	301	2.73	-
2417MHz	Pass	PK	4.83424G	47.28	74.00	-26.72	3	Horizontal	150	1.96	-
2417MHz	Pass	PK	7.25072G	54.32	74.00	-19.68	3	Horizontal	301	2.73	-
2437MHz	Pass	AV	2.3886G	46.46	54.00	-7.54	3	Vertical	0	1.46	-
2437MHz	Pass	AV	2.4362G	111.15	Inf	-Inf	3	Vertical	0	1.46	-
2437MHz	Pass	AV	2.4835G	47.42	54.00	-6.58	3	Vertical	0	1.46	-
2437MHz	Pass	PK	2.3546G	58.55	74.00	-15.45	3	Vertical	0	1.46	-
2437MHz	Pass	PK	2.4362G	113.56	Inf	-Inf	3	Vertical	0	1.46	-
2437MHz	Pass	PK	2.4994G	59.43	74.00	-14.57	3	Vertical	0	1.46	-
2437MHz	Pass	AV	2.3878G	46.19	54.00	-7.81	3	Horizontal	181	1.50	-
2437MHz	Pass	AV	2.4378G	91.15	Inf	-Inf	3	Horizontal	181	1.50	-
2437MHz	Pass	AV	2.4994G	47.23	54.00	-6.77	3	Horizontal	181	1.50	-
2437MHz	Pass	PK	2.3482G	58.57	74.00	-15.43	3	Horizontal	181	1.50	-
2437MHz	Pass	PK	2.4378G	93.62	Inf	-Inf	3	Horizontal	181	1.50	-
2437MHz	Pass	PK	2.4846G	58.77	74.00	-15.23	3	Horizontal	181	1.50	-
2437MHz	Pass	AV	4.874G	53.53	54.00	-0.47	3	Vertical	24	1.40	-
2437MHz	Pass	AV	7.31184G	50.95	54.00	-3.05	3	Vertical	129	2.52	-
2437MHz	Pass	PK	4.874G	55.75	74.00	-18.25	3	Vertical	24	1.40	-
2437MHz	Pass	PK	7.3101G	56.40	74.00	-17.60	3	Vertical	129	2.52	-
2437MHz	Pass	AV	4.874G	40.32	54.00	-13.68	3	Horizontal	248	1.02	-
2437MHz	Pass	AV	7.31184G	44.12	54.00	-9.88	3	Horizontal	195	2.96	-
2437MHz	Pass	PK	4.874G	46.43	74.00	-27.57	3	Horizontal	248	1.02	-
2437MHz	Pass	PK	7.31304G	52.71	74.00	-21.29	3	Horizontal	195	2.96	-
2462MHz	Pass	AV	2.4612G	111.09	Inf	-Inf	3	Vertical	360	1.50	-
2462MHz	Pass	AV	2.4864G	47.69	54.00	-6.31	3	Vertical	360	1.50	-
2462MHz	Pass	PK	2.4612G	113.50	Inf	-Inf	3	Vertical	360	1.50	-
2462MHz	Pass	PK	2.4864G	60.00	74.00	-14.00	3	Vertical	360	1.50	-
2462MHz	Pass	AV	2.4612G	94.66	Inf	-Inf	3	Horizontal	213	1.28	-
2462MHz	Pass	AV	2.4978G	47.23	54.00	-6.77	3	Horizontal	213	1.28	-
2462MHz	Pass	PK	2.461G	97.05	Inf	-Inf	3	Horizontal	213	1.28	-
2462MHz	Pass	PK	2.4964G	58.96	74.00	-15.04	3	Horizontal	213	1.28	-
2462MHz	Pass	AV	4.924G	53.26	54.00	-0.74	3	Vertical	159	1.63	-
2462MHz	Pass	AV	7.38676G	49.24	54.00	-4.76	3	Vertical	116	2.54	-
2462MHz	Pass	PK	4.92396G	55.52	74.00	-18.48	3	Vertical	159	1.63	-
2462MHz	Pass	PK	7.38696G	55.41	74.00	-18.59	3	Vertical	116	2.54	-



RSE TX above 1GHz_Non-Beamforming_PCB Antenna

Appendix F.2

Mode	Result	Type	Freq (Hz)	Level (dBuV/m)	Limit (dBuV/m)	Margin (dB)	Dist (m)	Condition	Azimuth (°)	Height (m)	Comments
2462MHz	Pass	AV	4.924G	41.17	54.00	-12.83	3	Horizontal	248	2.29	-
2462MHz	Pass	AV	7.38704G	39.14	54.00	-14.86	3	Horizontal	195	2.22	-
2462MHz	Pass	PK	4.92404G	47.43	74.00	-26.57	3	Horizontal	248	2.29	-
2462MHz	Pass	PK	7.38808G	50.79	74.00	-23.21	3	Horizontal	195	2.22	-
802.11g_Nss1,(6Mbps)_2TX	-	-	-	-	-	-	-	-	-	-	-
2412MHz	Pass	AV	2.3882G	50.79	54.00	-3.21	3	Vertical	0	1.50	-
2412MHz	Pass	AV	2.4126G	109.92	Inf	-Inf	3	Vertical	0	1.50	-
2412MHz	Pass	PK	2.3882G	72.28	74.00	-1.72	3	Vertical	0	1.50	-
2412MHz	Pass	PK	2.4126G	117.24	Inf	-Inf	3	Vertical	0	1.50	-
2412MHz	Pass	AV	2.3898G	47.20	54.00	-6.80	3	Horizontal	195	1.12	-
2412MHz	Pass	AV	2.4142G	95.98	Inf	-Inf	3	Horizontal	195	1.12	-
2412MHz	Pass	PK	2.3894G	60.09	74.00	-13.91	3	Horizontal	195	1.12	-
2412MHz	Pass	PK	2.4142G	104.76	Inf	-Inf	3	Horizontal	195	1.12	-
2412MHz	Pass	AV	4.82512G	47.03	54.00	-6.97	3	Vertical	357	2.01	-
2412MHz	Pass	PK	4.82516G	59.32	74.00	-14.68	3	Vertical	357	2.01	-
2412MHz	Pass	AV	4.82508G	35.61	54.00	-18.39	3	Horizontal	171	1.89	-
2412MHz	Pass	PK	4.82472G	47.53	74.00	-26.47	3	Horizontal	171	1.89	-
2417MHz	Pass	AV	2.3882G	51.09	54.00	-2.91	3	Vertical	4	1.50	-
2417MHz	Pass	AV	2.4178G	109.60	Inf	-Inf	3	Vertical	4	1.50	-
2417MHz	Pass	PK	2.3878G	71.20	74.00	-2.80	3	Vertical	4	1.50	-
2417MHz	Pass	PK	2.4134G	117.60	Inf	-Inf	3	Vertical	4	1.50	-
2417MHz	Pass	AV	2.3878G	46.95	54.00	-7.05	3	Horizontal	194	1.12	-
2417MHz	Pass	AV	2.4148G	95.60	Inf	-Inf	3	Horizontal	194	1.12	-
2417MHz	Pass	PK	2.3896G	60.90	74.00	-13.10	3	Horizontal	194	1.12	-
2417MHz	Pass	PK	2.414G	104.67	Inf	-Inf	3	Horizontal	194	1.12	-
2417MHz	Pass	AV	4.83488G	46.54	54.00	-7.46	3	Vertical	357	1.77	-
2417MHz	Pass	AV	7.2534G	53.28	54.00	-0.72	3	Vertical	129	2.45	-
2417MHz	Pass	PK	4.83008G	58.49	74.00	-15.51	3	Vertical	357	1.77	-
2417MHz	Pass	PK	7.25192G	67.72	74.00	-6.28	3	Vertical	129	2.45	-
2417MHz	Pass	AV	4.834G	35.34	54.00	-18.66	3	Horizontal	249	2.55	-
2417MHz	Pass	AV	7.2538G	50.26	54.00	-3.74	3	Horizontal	353	3.00	-
2417MHz	Pass	PK	4.83468G	46.83	74.00	-27.17	3	Horizontal	249	2.55	-
2417MHz	Pass	PK	7.25424G	64.59	74.00	-9.41	3	Horizontal	353	3.00	-
2437MHz	Pass	AV	2.3898G	50.95	54.00	-3.05	3	Vertical	4	1.44	-
2437MHz	Pass	AV	2.435G	110.62	Inf	-Inf	3	Vertical	4	1.44	-
2437MHz	Pass	AV	2.485G	51.28	54.00	-2.72	3	Vertical	4	1.44	-
2437MHz	Pass	PK	2.389G	61.55	74.00	-12.45	3	Vertical	4	1.44	-
2437MHz	Pass	PK	2.435G	118.40	Inf	-Inf	3	Vertical	4	1.44	-
2437MHz	Pass	PK	2.4862G	62.79	74.00	-11.21	3	Vertical	4	1.44	-
2437MHz	Pass	AV	2.3678G	46.87	54.00	-7.13	3	Horizontal	192	1.53	-
2437MHz	Pass	AV	2.4378G	95.77	Inf	-Inf	3	Horizontal	192	1.53	-
2437MHz	Pass	AV	2.495G	47.73	54.00	-6.27	3	Horizontal	192	1.53	-
2437MHz	Pass	PK	2.3882G	58.46	74.00	-15.54	3	Horizontal	192	1.53	-
2437MHz	Pass	PK	2.4374G	103.25	Inf	-Inf	3	Horizontal	192	1.53	-
2437MHz	Pass	PK	2.4906G	59.19	74.00	-14.81	3	Horizontal	192	1.53	-
2437MHz	Pass	AV	4.87544G	47.33	54.00	-6.67	3	Vertical	359	1.56	-
2437MHz	Pass	AV	7.31164G	53.37	54.00	-0.63	3	Vertical	130	2.65	-
2437MHz	Pass	PK	4.8702G	61.47	74.00	-12.53	3	Vertical	359	1.56	-
2437MHz	Pass	PK	7.3064G	68.38	74.00	-5.62	3	Vertical	130	2.65	-
2437MHz	Pass	AV	4.86944G	35.90	54.00	-18.10	3	Horizontal	159	2.49	-
2437MHz	Pass	AV	7.31192G	45.87	54.00	-8.13	3	Horizontal	300	3.00	-
2437MHz	Pass	PK	4.87452G	48.09	74.00	-25.91	3	Horizontal	159	2.49	-
2437MHz	Pass	PK	7.31212G	60.03	74.00	-13.97	3	Horizontal	300	3.00	-
2457MHz	Pass	AV	2.4578G	109.57	Inf	-Inf	3	Vertical	3	1.65	-
2457MHz	Pass	AV	2.4836G	50.23	54.00	-3.77	3	Vertical	3	1.65	-
2457MHz	Pass	PK	2.4576G	118.04	Inf	-Inf	3	Vertical	3	1.65	-
2457MHz	Pass	PK	2.4876G	69.23	74.00	-4.77	3	Vertical	3	1.65	-
2457MHz	Pass	AV	2.4554G	93.06	Inf	-Inf	3	Horizontal	188	2.02	-
2457MHz	Pass	AV	2.4998G	47.74	54.00	-6.26	3	Horizontal	188	2.02	-
2457MHz	Pass	PK	2.4554G	101.62	Inf	-Inf	3	Horizontal	188	2.02	-
2457MHz	Pass	PK	2.4964G	60.22	74.00	-13.78	3	Horizontal	188	2.02	-
2457MHz	Pass	AV	4.91532G	45.29	54.00	-8.71	3	Vertical	360	1.50	-



RSE TX above 1GHz_Non-Beamforming_PCB Antenna

Appendix F.2

Mode	Result	Type	Freq (Hz)	Level (dBuV/m)	Limit (dBuV/m)	Margin (dB)	Dist (m)	Condition	Azimuth (°)	Height (m)	Comments
2457MHz	Pass	AV	7.37348G	50.24	54.00	-3.76	3	Vertical	132	2.55	-
2457MHz	Pass	PK	4.9152G	58.55	74.00	-15.45	3	Vertical	360	1.50	-
2457MHz	Pass	PK	7.37392G	64.87	74.00	-9.13	3	Vertical	132	2.55	-
2457MHz	Pass	AV	4.91568G	33.80	54.00	-20.20	3	Horizontal	185	1.50	-
2457MHz	Pass	AV	7.36872G	41.40	54.00	-12.60	3	Horizontal	302	2.20	-
2457MHz	Pass	PK	4.91016G	45.62	74.00	-28.38	3	Horizontal	185	1.50	-
2457MHz	Pass	PK	7.37044G	54.58	74.00	-19.42	3	Horizontal	302	2.20	-
2462MHz	Pass	AV	2.4614G	109.61	Inf	-Inf	3	Vertical	109	1.44	-
2462MHz	Pass	AV	2.4854G	52.36	54.00	-1.64	3	Vertical	109	1.44	-
2462MHz	Pass	PK	2.4612G	117.59	Inf	-Inf	3	Vertical	109	1.44	-
2462MHz	Pass	PK	2.4868G	73.26	74.00	-0.74	3	Vertical	109	1.44	-
2462MHz	Pass	AV	2.4614G	94.68	Inf	-Inf	3	Horizontal	360	1.72	-
2462MHz	Pass	AV	2.4836G	47.91	54.00	-6.09	3	Horizontal	360	1.72	-
2462MHz	Pass	PK	2.4614G	103.17	Inf	-Inf	3	Horizontal	360	1.72	-
2462MHz	Pass	PK	2.4866G	59.51	74.00	-14.49	3	Horizontal	360	1.72	-
2462MHz	Pass	AV	4.9252G	45.54	54.00	-8.46	3	Vertical	360	1.50	-
2462MHz	Pass	AV	7.38408G	50.04	54.00	-3.96	3	Vertical	133	2.74	-
2462MHz	Pass	PK	4.92516G	58.75	74.00	-15.25	3	Vertical	360	1.50	-
2462MHz	Pass	PK	7.38316G	64.66	74.00	-9.34	3	Vertical	133	2.74	-
2462MHz	Pass	AV	4.92528G	34.46	54.00	-19.54	3	Horizontal	186	1.50	-
2462MHz	Pass	AV	7.38368G	40.71	54.00	-13.29	3	Horizontal	302	2.93	-
2462MHz	Pass	PK	4.92476G	46.75	74.00	-27.25	3	Horizontal	186	1.50	-
2462MHz	Pass	PK	7.38872G	53.63	74.00	-20.37	3	Horizontal	302	2.93	-
802.11ax HEW20_Nss1,(MCS0)_2TX	-	-	-	-	-	-	-	-	-	-	-
2412MHz	Pass	AV	2.3828G	52.43	54.00	-1.57	3	Vertical	71	1.34	-
2412MHz	Pass	AV	2.4132G	107.39	Inf	-Inf	3	Vertical	71	1.34	-
2412MHz	Pass	PK	2.3834G	65.14	74.00	-8.86	3	Vertical	71	1.34	-
2412MHz	Pass	PK	2.4134G	118.41	Inf	-Inf	3	Vertical	71	1.34	-
2412MHz	Pass	AV	2.3818G	49.03	54.00	-4.97	3	Horizontal	301	1.50	-
2412MHz	Pass	AV	2.4094G	94.42	Inf	-Inf	3	Horizontal	301	1.50	-
2412MHz	Pass	PK	2.3632G	58.61	74.00	-15.39	3	Horizontal	301	1.50	-
2412MHz	Pass	PK	2.4094G	104.68	Inf	-Inf	3	Horizontal	301	1.50	-
2412MHz	Pass	AV	4.82352G	40.07	54.00	-13.93	3	Vertical	360	1.50	-
2412MHz	Pass	PK	4.82808G	49.93	74.00	-24.07	3	Vertical	360	1.50	-
2412MHz	Pass	AV	4.82496G	47.27	54.00	-6.73	3	Horizontal	0	1.16	-
2412MHz	Pass	PK	4.82432G	57.64	74.00	-16.36	3	Horizontal	0	1.16	-
2417MHz	Pass	AV	2.3886G	53.21	54.00	-0.79	3	Vertical	295	1.36	-
2417MHz	Pass	AV	2.4164G	108.71	Inf	-Inf	3	Vertical	295	1.36	-
2417MHz	Pass	PK	2.3886G	67.06	74.00	-6.94	3	Vertical	295	1.36	-
2417MHz	Pass	PK	2.4166G	118.40	Inf	-Inf	3	Vertical	295	1.36	-
2417MHz	Pass	AV	2.3886G	49.08	54.00	-4.92	3	Horizontal	301	1.00	-
2417MHz	Pass	AV	2.4166G	95.02	Inf	-Inf	3	Horizontal	301	1.00	-
2417MHz	Pass	PK	2.3788G	58.59	74.00	-15.41	3	Horizontal	301	1.00	-
2417MHz	Pass	PK	2.4142G	104.63	Inf	-Inf	3	Horizontal	301	1.00	-
2437MHz	Pass	AV	2.3822G	50.58	54.00	-3.42	3	Vertical	295	1.09	-
2437MHz	Pass	AV	2.435G	110.04	Inf	-Inf	3	Vertical	295	1.09	-
2437MHz	Pass	AV	2.4886G	51.13	54.00	-2.87	3	Vertical	295	1.09	-
2437MHz	Pass	PK	2.3882G	60.24	74.00	-13.76	3	Vertical	295	1.09	-
2437MHz	Pass	PK	2.435G	118.93	Inf	-Inf	3	Vertical	295	1.09	-
2437MHz	Pass	PK	2.4902G	61.18	74.00	-12.82	3	Vertical	295	1.09	-
2437MHz	Pass	AV	2.355G	49.16	54.00	-4.84	3	Horizontal	297	1.28	-
2437MHz	Pass	AV	2.4354G	96.51	Inf	-Inf	3	Horizontal	297	1.28	-
2437MHz	Pass	AV	2.4942G	49.72	54.00	-4.28	3	Horizontal	297	1.28	-
2437MHz	Pass	PK	2.3614G	57.89	74.00	-16.11	3	Horizontal	297	1.28	-
2437MHz	Pass	PK	2.4354G	106.15	Inf	-Inf	3	Horizontal	297	1.28	-
2437MHz	Pass	PK	2.4882G	59.64	74.00	-14.36	3	Horizontal	297	1.28	-
2437MHz	Pass	AV	4.87316G	46.29	54.00	-7.71	3	Vertical	193	1.50	-
2437MHz	Pass	AV	7.30872G	48.79	54.00	-5.21	3	Vertical	94	1.06	-
2437MHz	Pass	PK	4.86824G	55.26	74.00	-18.74	3	Vertical	193	1.50	-
2437MHz	Pass	PK	7.31316G	62.01	74.00	-11.99	3	Vertical	94	1.06	-
2437MHz	Pass	AV	4.86212G	34.33	54.00	-19.67	3	Horizontal	0	1.50	-
2437MHz	Pass	AV	7.31592G	43.78	54.00	-10.22	3	Horizontal	133	2.68	-

Mode	Result	Type	Freq (Hz)	Level (dBuV/m)	Limit (dBuV/m)	Margin (dB)	Dist (m)	Condition	Azimuth (°)	Height (m)	Comments
2437MHz	Pass	PK	4.86956G	44.59	74.00	-29.41	3	Horizontal	0	1.50	-
2437MHz	Pass	PK	7.30368G	56.20	74.00	-17.80	3	Horizontal	133	2.68	-
2457MHz	Pass	AV	2.4564G	109.28	Inf	-Inf	3	Vertical	293	1.37	-
2457MHz	Pass	AV	2.4848G	53.45	54.00	-0.55	3	Vertical	293	1.37	-
2457MHz	Pass	PK	2.4564G	119.18	Inf	-Inf	3	Vertical	293	1.37	-
2457MHz	Pass	PK	2.4866G	62.07	74.00	-11.93	3	Vertical	293	1.37	-
2457MHz	Pass	AV	2.4596G	97.21	Inf	-Inf	3	Horizontal	287	2.68	-
2457MHz	Pass	AV	2.4952G	50.10	54.00	-3.90	3	Horizontal	287	2.68	-
2457MHz	Pass	PK	2.4548G	106.52	Inf	-Inf	3	Horizontal	287	2.68	-
2457MHz	Pass	PK	2.486G	59.37	74.00	-14.63	3	Horizontal	287	2.68	-
2462MHz	Pass	AV	2.4614G	108.92	Inf	-Inf	3	Vertical	296	1.30	-
2462MHz	Pass	AV	2.4836G	53.04	54.00	-0.96	3	Vertical	296	1.30	-
2462MHz	Pass	PK	2.4612G	119.40	Inf	-Inf	3	Vertical	296	1.30	-
2462MHz	Pass	PK	2.4836G	65.08	74.00	-8.92	3	Vertical	296	1.30	-
2462MHz	Pass	AV	2.4614G	96.17	Inf	-Inf	3	Horizontal	290	1.02	-
2462MHz	Pass	AV	2.497G	50.10	54.00	-3.90	3	Horizontal	290	1.02	-
2462MHz	Pass	PK	2.4644G	106.31	Inf	-Inf	3	Horizontal	290	1.02	-
2462MHz	Pass	PK	2.4934G	59.54	74.00	-14.46	3	Horizontal	290	1.02	-
2462MHz	Pass	AV	4.92544G	44.68	54.00	-9.32	3	Vertical	192	1.57	-
2462MHz	Pass	AV	7.38756G	49.41	54.00	-4.59	3	Vertical	84	3.00	-
2462MHz	Pass	PK	4.9252G	54.16	74.00	-19.84	3	Vertical	192	1.57	-
2462MHz	Pass	PK	7.3896G	60.62	74.00	-13.38	3	Vertical	84	3.00	-
2462MHz	Pass	AV	4.94704G	34.60	54.00	-19.40	3	Horizontal	0	1.11	-
2462MHz	Pass	AV	7.38792G	45.37	54.00	-8.63	3	Horizontal	19	2.14	-
2462MHz	Pass	PK	4.9276G	44.08	74.00	-29.92	3	Horizontal	0	1.11	-
2462MHz	Pass	PK	7.38768G	56.16	74.00	-17.84	3	Horizontal	19	2.14	-
802.11ax HEW40_Nss1,(MCS0)_2TX	-	-	-	-	-	-	-	-	-	-	-
2422MHz	Pass	AV	2.3828G	53.40	54.00	-0.60	3	Vertical	293	1.23	-
2422MHz	Pass	AV	2.424G	105.05	Inf	-Inf	3	Vertical	293	1.23	-
2422MHz	Pass	AV	2.4876G	50.62	54.00	-3.38	3	Vertical	293	1.23	-
2422MHz	Pass	PK	2.386G	67.91	74.00	-6.09	3	Vertical	293	1.23	-
2422MHz	Pass	PK	2.4264G	114.33	Inf	-Inf	3	Vertical	293	1.23	-
2422MHz	Pass	PK	2.4892G	61.08	74.00	-12.92	3	Vertical	293	1.23	-
2422MHz	Pass	AV	2.3888G	49.08	54.00	-4.92	3	Horizontal	298	1.25	-
2422MHz	Pass	AV	2.424G	91.75	Inf	-Inf	3	Horizontal	298	1.25	-
2422MHz	Pass	AV	2.488G	50.07	54.00	-3.93	3	Horizontal	298	1.25	-
2422MHz	Pass	PK	2.3816G	58.01	74.00	-15.99	3	Horizontal	298	1.25	-
2422MHz	Pass	PK	2.4168G	101.20	Inf	-Inf	3	Horizontal	298	1.25	-
2422MHz	Pass	PK	2.494G	58.74	74.00	-15.26	3	Horizontal	298	1.25	-
2422MHz	Pass	AV	4.84304G	41.83	54.00	-12.17	3	Vertical	0	1.50	-
2422MHz	Pass	AV	7.269G	47.02	54.00	-6.98	3	Vertical	72	2.39	-
2422MHz	Pass	PK	4.84616G	51.86	74.00	-22.14	3	Vertical	0	1.50	-
2422MHz	Pass	PK	7.26936G	58.47	74.00	-15.53	3	Vertical	72	2.39	-
2422MHz	Pass	AV	4.84376G	36.60	54.00	-17.40	3	Horizontal	190	1.58	-
2422MHz	Pass	AV	7.25424G	40.78	54.00	-13.22	3	Horizontal	246	1.08	-
2422MHz	Pass	PK	4.83236G	44.27	74.00	-29.73	3	Horizontal	190	1.58	-
2422MHz	Pass	PK	7.26816G	49.79	74.00	-24.21	3	Horizontal	246	1.08	-
2427MHz	Pass	AV	2.3882G	52.47	54.00	-1.53	3	Vertical	297	1.28	-
2427MHz	Pass	AV	2.4254G	105.29	Inf	-Inf	3	Vertical	297	1.28	-
2427MHz	Pass	AV	2.4934G	51.32	54.00	-2.68	3	Vertical	297	1.28	-
2427MHz	Pass	PK	2.3814G	64.23	74.00	-9.77	3	Vertical	297	1.28	-
2427MHz	Pass	PK	2.4282G	113.96	Inf	-Inf	3	Vertical	297	1.28	-
2427MHz	Pass	PK	2.4874G	61.43	74.00	-12.57	3	Vertical	297	1.28	-
2427MHz	Pass	AV	2.3478G	49.19	54.00	-4.81	3	Horizontal	64	2.69	-
2427MHz	Pass	AV	2.4262G	92.53	Inf	-Inf	3	Horizontal	64	2.69	-
2427MHz	Pass	AV	2.4938G	49.71	54.00	-4.29	3	Horizontal	64	2.69	-
2427MHz	Pass	PK	2.3862G	58.50	74.00	-15.50	3	Horizontal	64	2.69	-
2427MHz	Pass	PK	2.4258G	102.21	Inf	-Inf	3	Horizontal	64	2.69	-
2427MHz	Pass	PK	2.495G	58.95	74.00	-15.05	3	Horizontal	64	2.69	-
2437MHz	Pass	AV	2.3866G	52.83	54.00	-1.17	3	Vertical	277	1.21	-
2437MHz	Pass	AV	2.4362G	104.74	Inf	-Inf	3	Vertical	277	1.21	-
2437MHz	Pass	AV	2.4838G	52.35	54.00	-1.65	3	Vertical	277	1.21	-



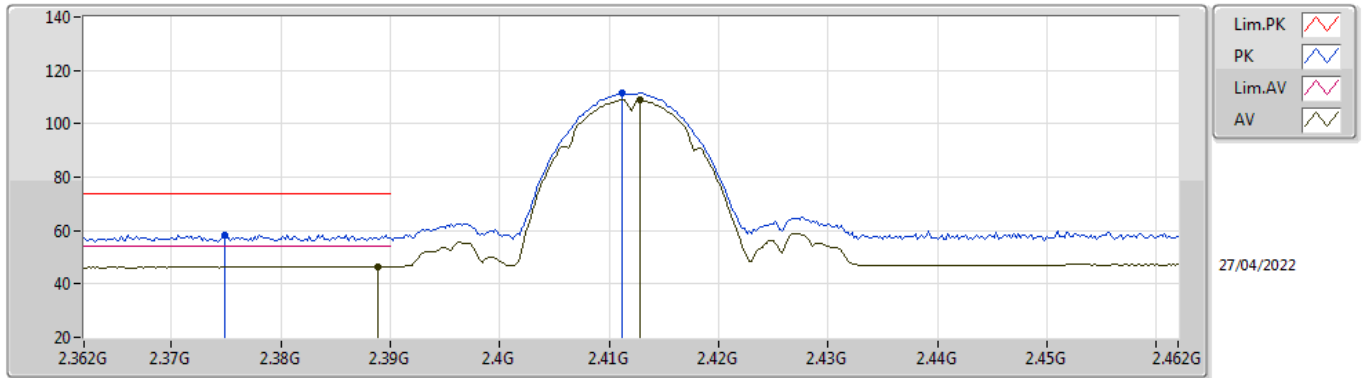
RSE TX above 1GHz_Non-Beamforming_PCB Antenna

Appendix F.2

Mode	Result	Type	Freq (Hz)	Level (dBuV/m)	Limit (dBuV/m)	Margin (dB)	Dist (m)	Condition	Azimuth (°)	Height (m)	Comments
2437MHz	Pass	PK	2.387G	67.59	74.00	-6.41	3	Vertical	277	1.21	-
2437MHz	Pass	PK	2.4386G	114.16	Inf	-Inf	3	Vertical	277	1.21	-
2437MHz	Pass	PK	2.491G	65.95	74.00	-8.05	3	Vertical	277	1.21	-
2437MHz	Pass	AV	2.3734G	49.01	54.00	-4.99	3	Horizontal	293	1.29	-
2437MHz	Pass	AV	2.4342G	91.48	Inf	-Inf	3	Horizontal	293	1.29	-
2437MHz	Pass	AV	2.4878G	49.69	54.00	-4.31	3	Horizontal	293	1.29	-
2437MHz	Pass	PK	2.385G	59.50	74.00	-14.50	3	Horizontal	293	1.29	-
2437MHz	Pass	PK	2.439G	101.51	Inf	-Inf	3	Horizontal	293	1.29	-
2437MHz	Pass	PK	2.491G	60.31	74.00	-13.69	3	Horizontal	293	1.29	-
2437MHz	Pass	AV	4.87364G	42.42	54.00	-11.58	3	Vertical	360	1.50	-
2437MHz	Pass	AV	7.3134G	47.14	54.00	-6.86	3	Vertical	74	2.61	-
2437MHz	Pass	PK	4.87904G	51.47	74.00	-22.53	3	Vertical	360	1.50	-
2437MHz	Pass	PK	7.30272G	58.18	74.00	-15.82	3	Vertical	74	2.61	-
2437MHz	Pass	AV	4.85564G	34.17	54.00	-19.83	3	Horizontal	122	1.58	-
2437MHz	Pass	AV	7.33248G	40.20	54.00	-13.80	3	Horizontal	15	2.71	-
2437MHz	Pass	PK	4.86404G	43.38	74.00	-30.62	3	Horizontal	122	1.58	-
2437MHz	Pass	PK	7.33044G	50.01	74.00	-23.99	3	Horizontal	15	2.71	-
2447MHz	Pass	AV	2.3898G	50.15	54.00	-3.85	3	Vertical	29	1.39	-
2447MHz	Pass	AV	2.4494G	103.68	Inf	-Inf	3	Vertical	29	1.39	-
2447MHz	Pass	AV	2.4846G	53.82	54.00	-0.18	3	Vertical	29	1.39	-
2447MHz	Pass	PK	2.3794G	62.26	74.00	-11.74	3	Vertical	29	1.39	-
2447MHz	Pass	PK	2.4498G	113.04	Inf	-Inf	3	Vertical	29	1.39	-
2447MHz	Pass	PK	2.4922G	64.17	74.00	-9.83	3	Vertical	29	1.39	-
2447MHz	Pass	AV	2.3698G	48.81	54.00	-5.19	3	Horizontal	297	1.20	-
2447MHz	Pass	AV	2.449G	91.21	Inf	-Inf	3	Horizontal	297	1.20	-
2447MHz	Pass	AV	2.4882G	49.88	54.00	-4.12	3	Horizontal	297	1.20	-
2447MHz	Pass	PK	2.387G	58.57	74.00	-15.43	3	Horizontal	297	1.20	-
2447MHz	Pass	PK	2.4538G	100.93	Inf	-Inf	3	Horizontal	297	1.20	-
2447MHz	Pass	PK	2.4894G	58.79	74.00	-15.21	3	Horizontal	297	1.20	-
2452MHz	Pass	AV	2.3876G	49.26	54.00	-4.74	3	Vertical	31	1.34	-
2452MHz	Pass	AV	2.45G	103.27	Inf	-Inf	3	Vertical	31	1.34	-
2452MHz	Pass	AV	2.4848G	53.94	54.00	-0.06	3	Vertical	31	1.34	-
2452MHz	Pass	PK	2.372G	59.05	74.00	-14.95	3	Vertical	31	1.34	-
2452MHz	Pass	PK	2.46G	113.34	Inf	-Inf	3	Vertical	31	1.34	-
2452MHz	Pass	PK	2.4848G	63.24	74.00	-10.76	3	Vertical	31	1.34	-
2452MHz	Pass	AV	2.3632G	48.79	54.00	-5.21	3	Horizontal	298	1.21	-
2452MHz	Pass	AV	2.4544G	90.48	Inf	-Inf	3	Horizontal	298	1.21	-
2452MHz	Pass	AV	2.4896G	49.88	54.00	-4.12	3	Horizontal	298	1.21	-
2452MHz	Pass	PK	2.3548G	58.91	74.00	-15.09	3	Horizontal	298	1.21	-
2452MHz	Pass	PK	2.4544G	100.44	Inf	-Inf	3	Horizontal	298	1.21	-
2452MHz	Pass	PK	2.4856G	59.86	74.00	-14.14	3	Horizontal	298	1.21	-
2452MHz	Pass	AV	4.90292G	40.24	54.00	-13.76	3	Vertical	360	1.50	-
2452MHz	Pass	AV	7.34844G	44.31	54.00	-9.69	3	Vertical	68	2.18	-
2452MHz	Pass	PK	4.9064G	49.41	74.00	-24.59	3	Vertical	360	1.50	-
2452MHz	Pass	PK	7.36212G	54.60	74.00	-19.40	3	Vertical	68	2.18	-
2452MHz	Pass	AV	4.92116G	34.45	54.00	-19.55	3	Horizontal	22	2.43	-
2452MHz	Pass	AV	7.3698G	40.08	54.00	-13.92	3	Horizontal	199	1.33	-
2452MHz	Pass	PK	4.93388G	43.59	74.00	-30.41	3	Horizontal	22	2.43	-
2452MHz	Pass	PK	7.371G	50.06	74.00	-23.94	3	Horizontal	199	1.33	-

802.11b_Nss1,(1Mbps)_2TX

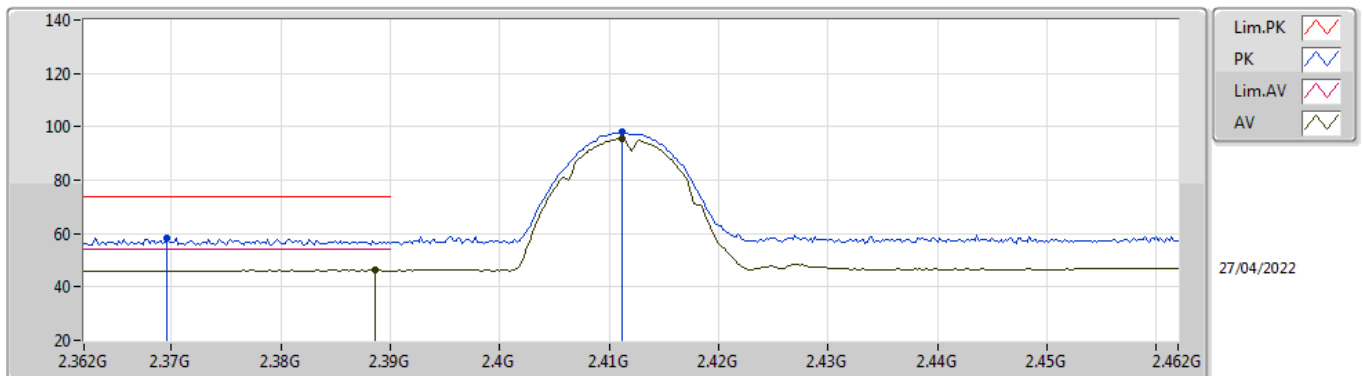
2412MHz_TX



Type	Freq (Hz)	Level (dBuV/m)	Limit (dBuV/m)	Margin (dB)	Factor (dB)	Dist (m)	Condition	Azimuth (°)	Height (m)	Comment	Raw (dBuV)	AF (dB)	CL (dB)	PA (dB)
AV	2.3888G	46.46	54.00	-7.54	31.75	3	Vertical	150	1.65	-	14.71	27.38	4.37	-
AV	2.4128G	108.95	Inf	-Inf	31.85	3	Vertical	150	1.65	-	77.10	27.45	4.40	-
PK	2.3748G	58.51	74.00	-15.49	31.70	3	Vertical	150	1.65	-	26.81	27.35	4.35	-
PK	2.4112G	111.33	Inf	-Inf	31.84	3	Vertical	150	1.65	-	79.49	27.44	4.40	-

802.11b_Nss1,(1Mbps)_2TX

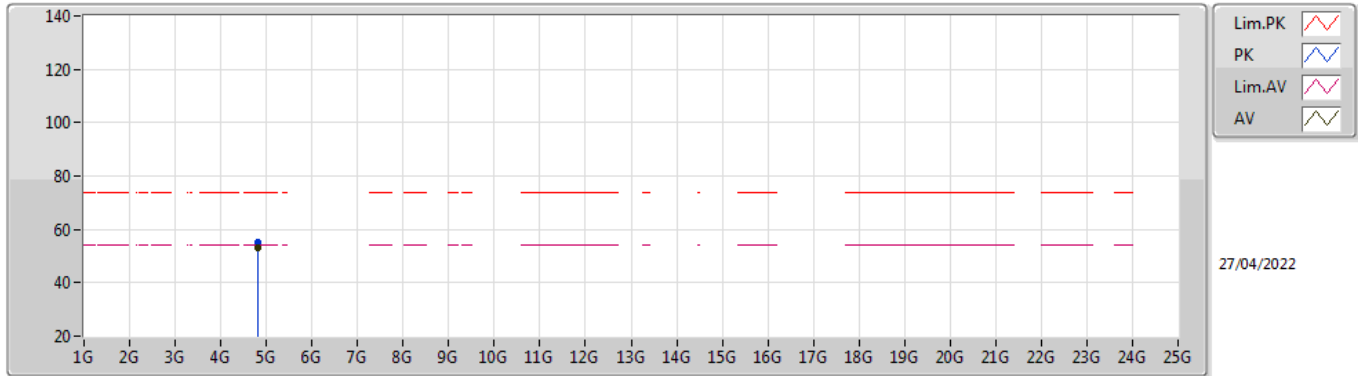
2412MHz_TX



Type	Freq (Hz)	Level (dBuV/m)	Limit (dBuV/m)	Margin (dB)	Factor (dB)	Dist (m)	Condition	Azimuth (°)	Height (m)	Comment	Raw (dBuV)	AF (dB)	CL (dB)	PA (dB)
AV	2.3886G	46.20	54.00	-7.80	31.75	3	Horizontal	191	1.12	-	14.45	27.38	4.37	-
AV	2.4112G	95.52	Inf	-Inf	31.84	3	Horizontal	191	1.12	-	63.68	27.44	4.40	-
PK	2.3696G	58.44	74.00	-15.56	31.69	3	Horizontal	191	1.12	-	26.75	27.34	4.35	-
PK	2.4112G	97.94	Inf	-Inf	31.84	3	Horizontal	191	1.12	-	66.10	27.44	4.40	-

802.11b_Nss1,(1Mbps)_2TX

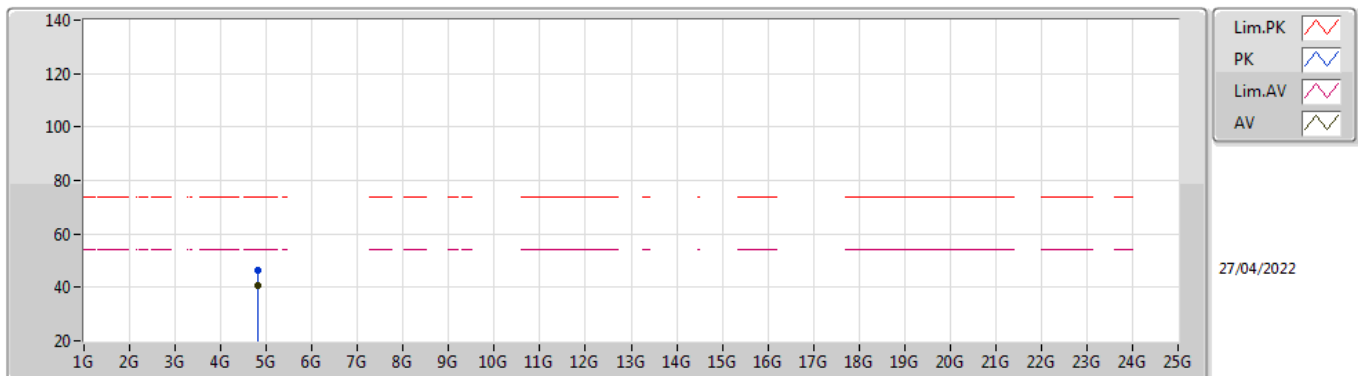
2412MHz_TX



Type	Freq	Level	Limit	Margin	Factor	Dist	Condition	Azimuth	Height	Comment	Raw	AF	CL	PA
	(Hz)	(dBuV/m)	(dBuV/m)	(dB)	(dB)	(m)		(°)	(m)		(dBuV)	(dB)	(dB)	(dB)
AV	4.824G	53.14	54.00	-0.86	4.42	3	Vertical	354	2.01	-	48.72	32.60	6.27	34.45
PK	4.824G	55.23	74.00	-18.77	4.42	3	Vertical	354	2.01	-	50.81	32.60	6.27	34.45

802.11b_Nss1,(1Mbps)_2TX

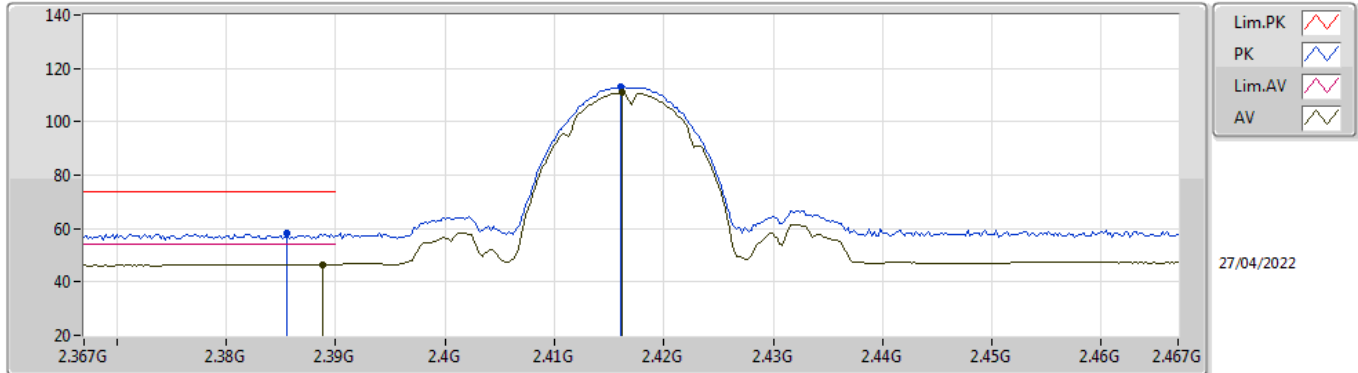
2412MHz_TX



Type	Freq	Level	Limit	Margin	Factor	Dist	Condition	Azimuth	Height	Comment	Raw	AF	CL	PA
	(Hz)	(dBuV/m)	(dBuV/m)	(dB)	(dB)	(m)		(°)	(m)		(dBuV)	(dB)	(dB)	(dB)
AV	4.824G	40.78	54.00	-13.22	4.42	3	Horizontal	151	2.06	-	36.36	32.60	6.27	34.45
PK	4.82418G	46.60	74.00	-27.40	4.42	3	Horizontal	151	2.06	-	42.18	32.60	6.27	34.45

802.11b_Nss1,(1Mbps)_2TX

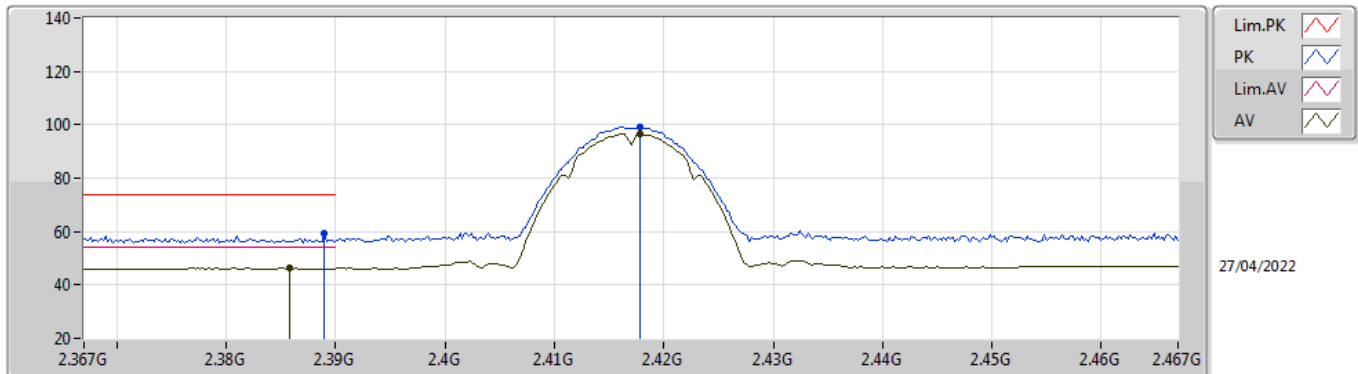
2417MHz_TX



Type	Freq (Hz)	Level (dBuV/m)	Limit (dBuV/m)	Margin (dB)	Factor (dB)	Dist (m)	Condition	Azimuth (°)	Height (m)	Comment	Raw (dBuV)	AF (dB)	CL (dB)	PA (dB)
AV	2.3888G	46.46	54.00	-7.54	31.75	3	Vertical	0	1.50	-	14.71	27.38	4.37	-
AV	2.4162G	110.89	Inf	-Inf	31.86	3	Vertical	0	1.50	-	79.03	27.46	4.40	-
PK	2.3856G	58.16	74.00	-15.84	31.73	3	Vertical	0	1.50	-	26.43	27.37	4.36	-
PK	2.416G	113.28	Inf	-Inf	31.86	3	Vertical	0	1.50	-	81.42	27.46	4.40	-

802.11b_Nss1,(1Mbps)_2TX

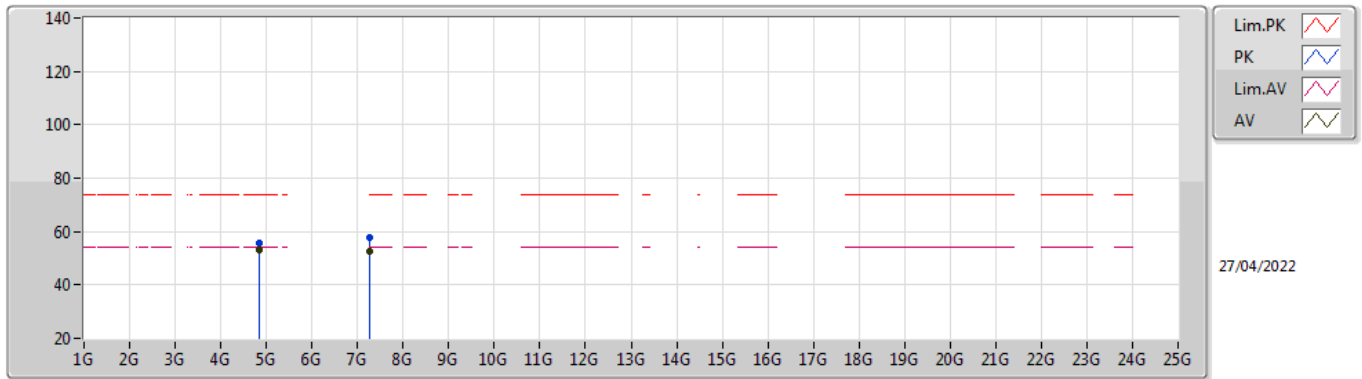
2417MHz_TX



Type	Freq (Hz)	Level (dBuV/m)	Limit (dBuV/m)	Margin (dB)	Factor (dB)	Dist (m)	Condition	Azimuth (°)	Height (m)	Comment	Raw (dBuV)	AF (dB)	CL (dB)	PA (dB)
AV	2.3858G	46.17	54.00	-7.83	31.74	3	Horizontal	137	2.82	-	14.43	27.37	4.37	-
AV	2.4178G	96.59	Inf	-Inf	31.88	3	Horizontal	137	2.82	-	64.71	27.47	4.41	-
PK	2.389G	59.37	74.00	-14.63	31.75	3	Horizontal	137	2.82	-	27.62	27.38	4.37	-
PK	2.4178G	99.01	Inf	-Inf	31.88	3	Horizontal	137	2.82	-	67.13	27.47	4.41	-

802.11b_Nss1,(1Mbps)_2TX

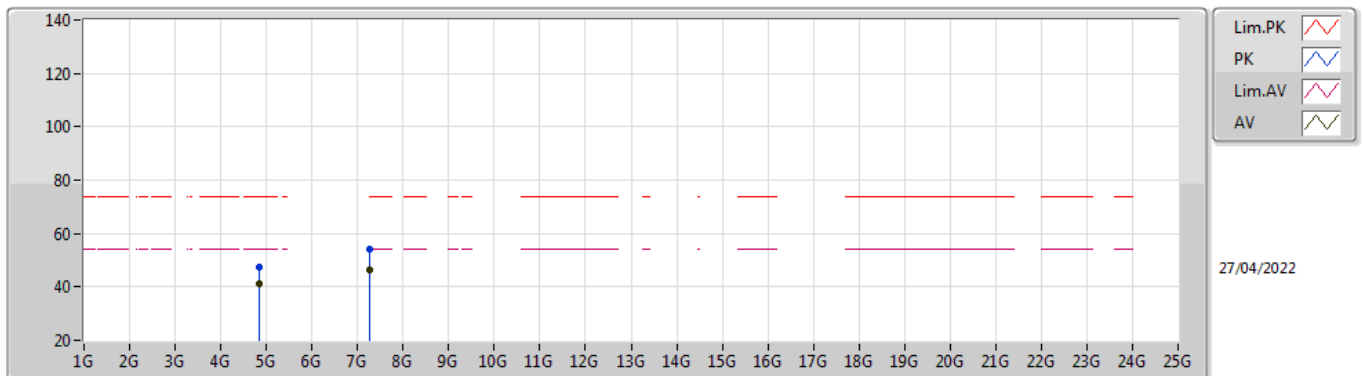
2417MHz_TX



Type	Freq (Hz)	Level (dBuV/m)	Limit (dBuV/m)	Margin (dB)	Factor (dB)	Dist (m)	Condition	Azimuth (°)	Height (m)	Comment	Raw (dBuV)	AF (dB)	CL (dB)	PA (dB)
AV	4.834G	53.05	54.00	-0.95	4.47	3	Vertical	354	1.82	-	48.58	32.64	6.28	34.45
AV	7.25188G	52.62	54.00	-1.38	10.26	3	Vertical	116	2.53	-	42.36	36.89	8.16	34.79
PK	4.834G	55.53	74.00	-18.47	4.47	3	Vertical	354	1.82	-	51.06	32.64	6.28	34.45
PK	7.25268G	57.91	74.00	-16.09	10.26	3	Vertical	116	2.53	-	47.65	36.89	8.16	34.79

802.11b_Nss1,(1Mbps)_2TX

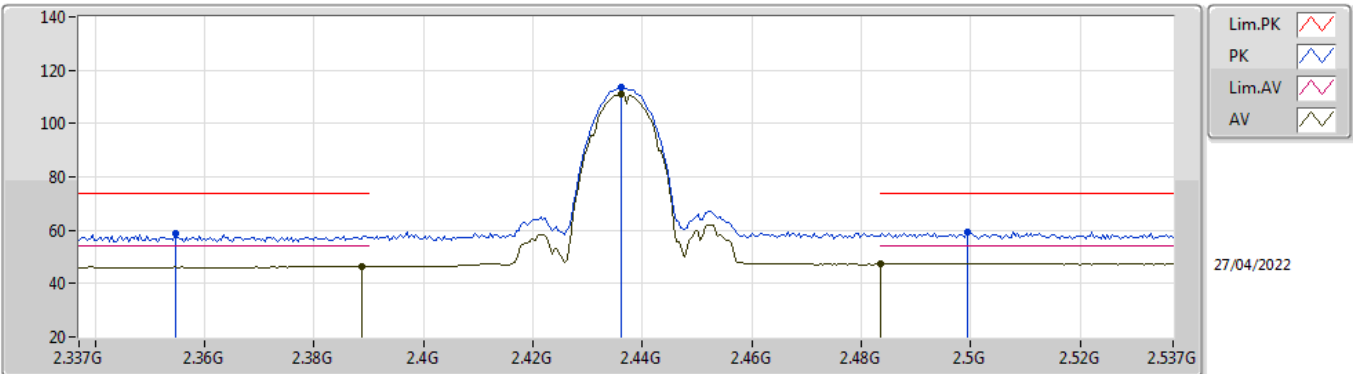
2417MHz_TX



Type	Freq (Hz)	Level (dBuV/m)	Limit (dBuV/m)	Margin (dB)	Factor (dB)	Dist (m)	Condition	Azimuth (°)	Height (m)	Comment	Raw (dBuV)	AF (dB)	CL (dB)	PA (dB)
AV	4.834G	41.17	54.00	-12.83	4.47	3	Horizontal	150	1.96	-	36.70	32.64	6.28	34.45
AV	7.25028G	46.52	54.00	-7.48	10.27	3	Horizontal	301	2.73	-	36.25	36.90	8.16	34.79
PK	4.83424G	47.28	74.00	-26.72	4.47	3	Horizontal	150	1.96	-	42.81	32.64	6.28	34.45
PK	7.25072G	54.32	74.00	-19.68	10.27	3	Horizontal	301	2.73	-	44.05	36.90	8.16	34.79

802.11b_Nss1,(1Mbps)_2TX

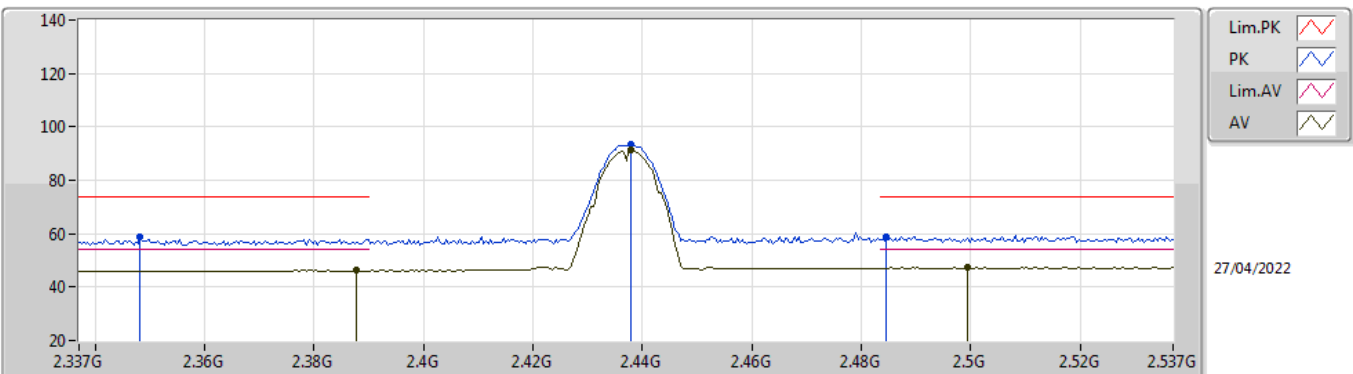
2437MHz_TX



Type	Freq	Level	Limit	Margin	Factor	Dist	Condition	Azimuth	Height	Comment	Raw	AF	CL	PA
	(Hz)	(dBuV/m)	(dBuV/m)	(dB)	(dB)	(m)		(°)	(m)		(dBuV)	(dB)	(dB)	(dB)
AV	2.3886G	46.46	54.00	-7.54	31.75	3	Vertical	0	1.46	-	14.71	27.38	4.37	-
AV	2.4362G	111.15	Inf	-Inf	31.97	3	Vertical	0	1.46	-	79.18	27.54	4.43	-
AV	2.4835G	47.42	54.00	-6.58	32.30	3	Vertical	0	1.46	-	15.12	27.80	4.50	-
PK	2.3546G	58.55	74.00	-15.45	31.64	3	Vertical	0	1.46	-	26.91	27.31	4.33	-
PK	2.4362G	113.56	Inf	-Inf	31.97	3	Vertical	0	1.46	-	81.59	27.54	4.43	-
PK	2.4994G	59.43	74.00	-14.57	32.42	3	Vertical	0	1.46	-	27.01	27.90	4.52	-

802.11b_Nss1,(1Mbps)_2TX

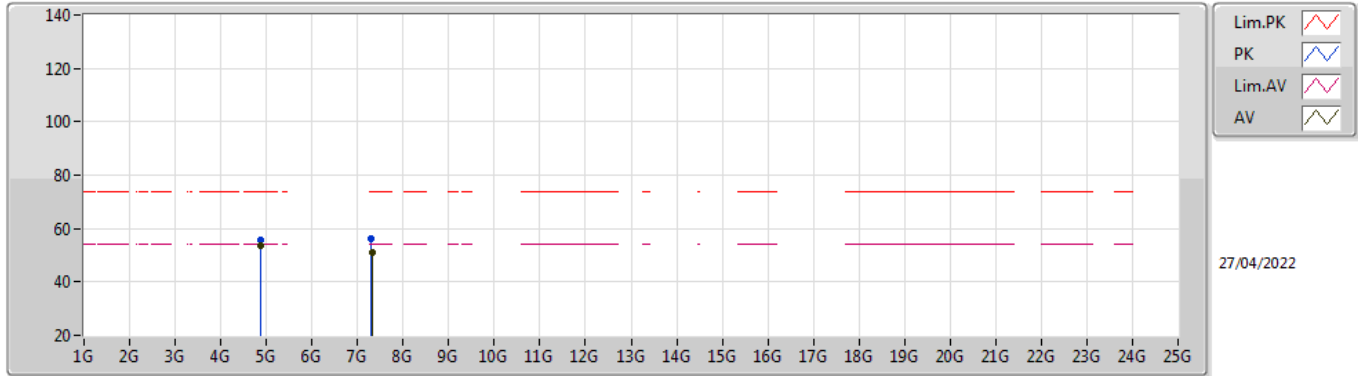
2437MHz_TX



Type	Freq	Level	Limit	Margin	Factor	Dist	Condition	Azimuth	Height	Comment	Raw	AF	CL	PA
	(Hz)	(dBuV/m)	(dBuV/m)	(dB)	(dB)	(m)		(°)	(m)		(dBuV)	(dB)	(dB)	(dB)
AV	2.3878G	46.19	54.00	-7.81	31.75	3	Horizontal	181	1.50	-	14.44	27.38	4.37	-
AV	2.4378G	91.15	Inf	-Inf	31.98	3	Horizontal	181	1.50	-	59.17	27.55	4.43	-
AV	2.4994G	47.23	54.00	-6.77	32.42	3	Horizontal	181	1.50	-	14.81	27.90	4.52	-
PK	2.3482G	58.57	74.00	-15.43	31.62	3	Horizontal	181	1.50	-	26.95	27.29	4.33	-
PK	2.4378G	93.62	Inf	-Inf	31.98	3	Horizontal	181	1.50	-	61.64	27.55	4.43	-
PK	2.4846G	58.77	74.00	-15.23	32.31	3	Horizontal	181	1.50	-	26.46	27.81	4.50	-

802.11b_Nss1,(1Mbps)_2TX

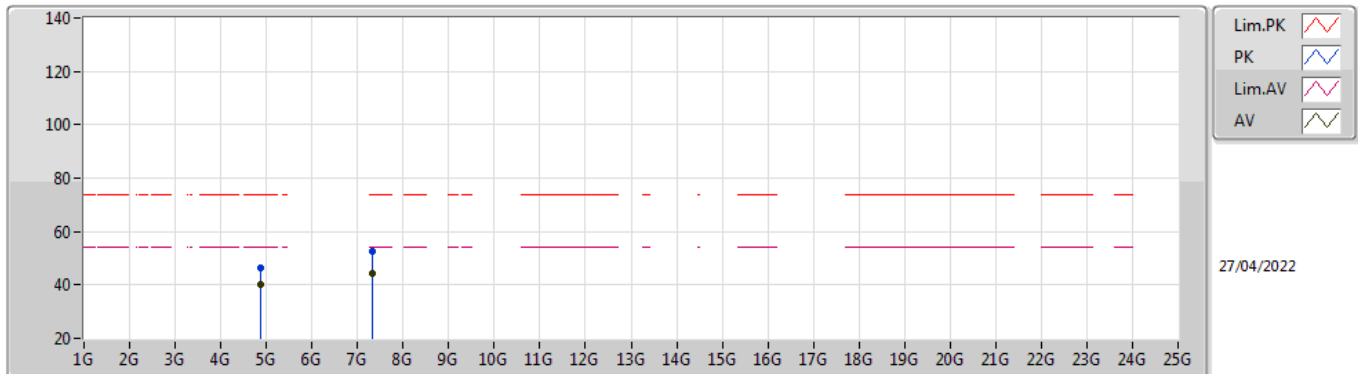
2437MHz_TX



Type	Freq (Hz)	Level (dBuV/m)	Limit (dBuV/m)	Margin (dB)	Factor (dB)	Dist (m)	Condition	Azimuth (°)	Height (m)	Comment	Raw (dBuV)	AF (dB)	CL (dB)	PA (dB)
AV	4.874G	53.53	54.00	-0.47	4.61	3	Vertical	24	1.40	-	48.92	32.75	6.30	34.44
AV	7.31184G	50.95	54.00	-3.05	10.08	3	Vertical	129	2.52	-	40.87	36.75	8.14	34.81
PK	4.874G	55.75	74.00	-18.25	4.61	3	Vertical	24	1.40	-	51.14	32.75	6.30	34.44
PK	7.3101G	56.40	74.00	-17.60	10.07	3	Vertical	129	2.52	-	46.33	36.74	8.14	34.81

802.11b_Nss1,(1Mbps)_2TX

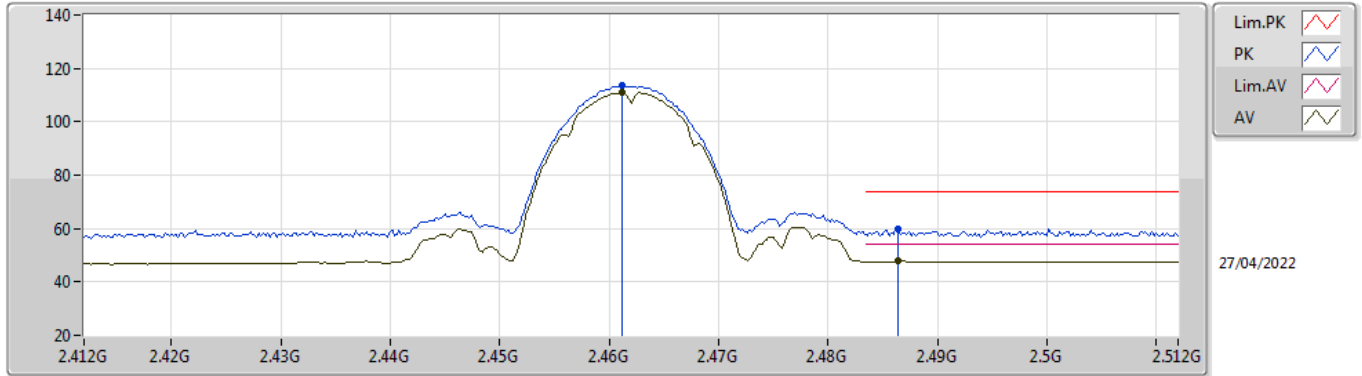
2437MHz_TX



Type	Freq (Hz)	Level (dBuV/m)	Limit (dBuV/m)	Margin (dB)	Factor (dB)	Dist (m)	Condition	Azimuth (°)	Height (m)	Comment	Raw (dBuV)	AF (dB)	CL (dB)	PA (dB)
AV	4.874G	40.32	54.00	-13.68	4.61	3	Horizontal	248	1.02	-	35.71	32.75	6.30	34.44
AV	7.31184G	44.12	54.00	-9.88	10.08	3	Horizontal	195	2.96	-	34.04	36.75	8.14	34.81
PK	4.874G	46.43	74.00	-27.57	4.61	3	Horizontal	248	1.02	-	41.82	32.75	6.30	34.44
PK	7.31304G	52.71	74.00	-21.29	10.08	3	Horizontal	195	2.96	-	42.63	36.75	8.14	34.81

802.11b_Nss1,(1Mbps)_2TX

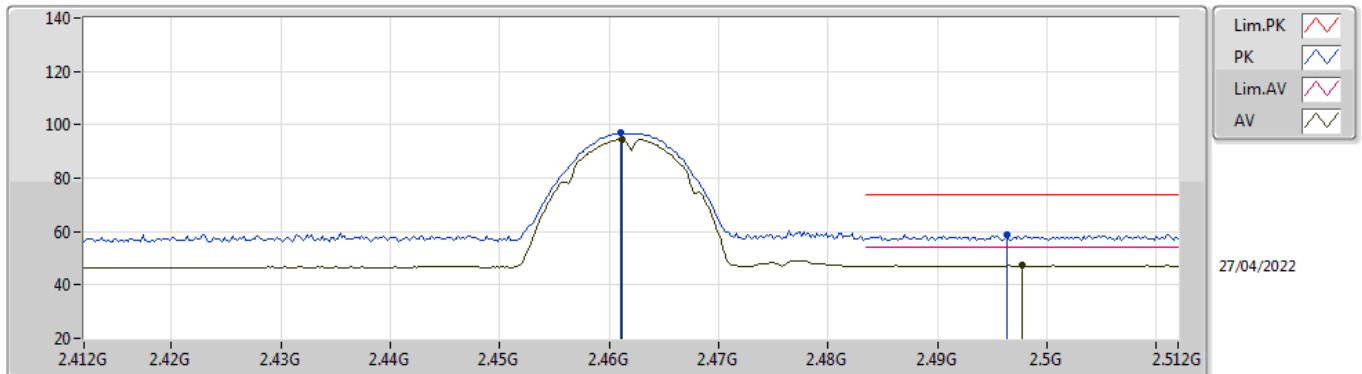
2462MHz_TX



Type	Freq (Hz)	Level (dBuV/m)	Limit (dBuV/m)	Margin (dB)	Factor (dB)	Dist (m)	Condition	Azimuth (°)	Height (m)	Comment	Raw (dBuV)	AF (dB)	CL (dB)	PA (dB)
AV	2.4612G	111.09	Inf	-Inf	32.14	3	Vertical	360	1.50	-	78.95	27.67	4.47	-
AV	2.4864G	47.69	54.00	-6.31	32.33	3	Vertical	360	1.50	-	15.36	27.82	4.51	-
PK	2.4612G	113.50	Inf	-Inf	32.14	3	Vertical	360	1.50	-	81.36	27.67	4.47	-
PK	2.4864G	60.00	74.00	-14.00	32.33	3	Vertical	360	1.50	-	27.67	27.82	4.51	-

802.11b_Nss1,(1Mbps)_2TX

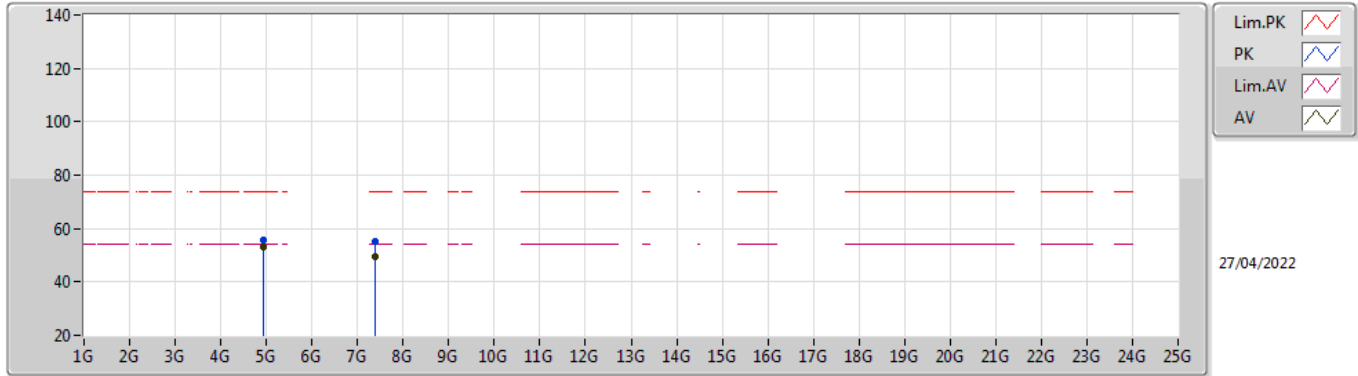
2462MHz_TX



Type	Freq (Hz)	Level (dBuV/m)	Limit (dBuV/m)	Margin (dB)	Factor (dB)	Dist (m)	Condition	Azimuth (°)	Height (m)	Comment	Raw (dBuV)	AF (dB)	CL (dB)	PA (dB)
AV	2.4612G	94.66	Inf	-Inf	32.14	3	Horizontal	213	1.28	-	62.52	27.67	4.47	-
AV	2.4978G	47.23	54.00	-6.77	32.41	3	Horizontal	213	1.28	-	14.82	27.89	4.52	-
PK	2.461G	97.05	Inf	-Inf	32.14	3	Horizontal	213	1.28	-	64.91	27.67	4.47	-
PK	2.4964G	58.96	74.00	-15.04	32.40	3	Horizontal	213	1.28	-	26.56	27.88	4.52	-

802.11b_Nss1,(1Mbps)_2TX

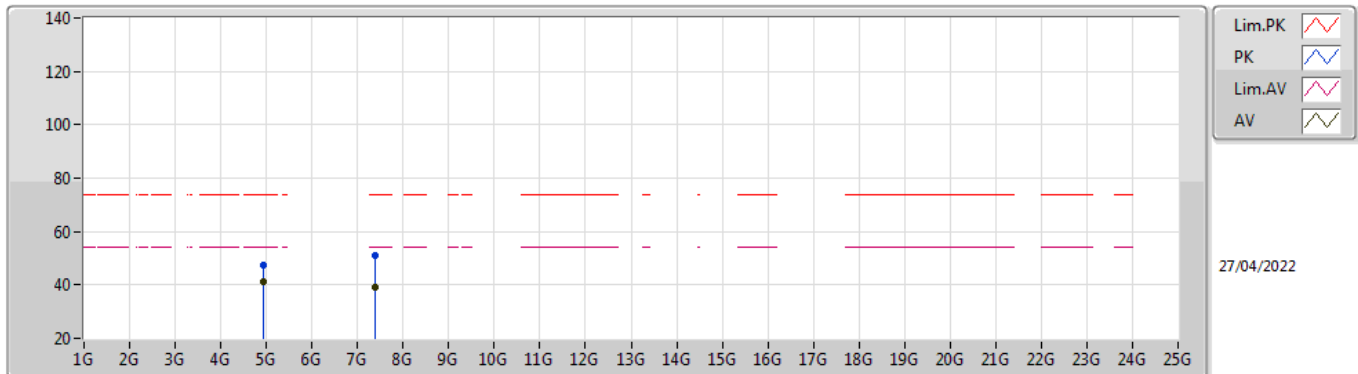
2462MHz_TX



Type	Freq (Hz)	Level (dBuV/m)	Limit (dBuV/m)	Margin (dB)	Factor (dB)	Dist (m)	Condition	Azimuth (°)	Height (m)	Comment	Raw (dBuV)	AF (dB)	CL (dB)	PA (dB)
AV	4.924G	53.26	54.00	-0.74	4.83	3	Vertical	159	1.63	-	48.43	32.94	6.33	34.44
AV	7.38676G	49.24	54.00	-4.76	9.96	3	Vertical	116	2.54	-	39.28	36.68	8.11	34.83
PK	4.92396G	55.52	74.00	-18.48	4.83	3	Vertical	159	1.63	-	50.69	32.94	6.33	34.44
PK	7.38696G	55.41	74.00	-18.59	9.96	3	Vertical	116	2.54	-	45.45	36.68	8.11	34.83

802.11b_Nss1,(1Mbps)_2TX

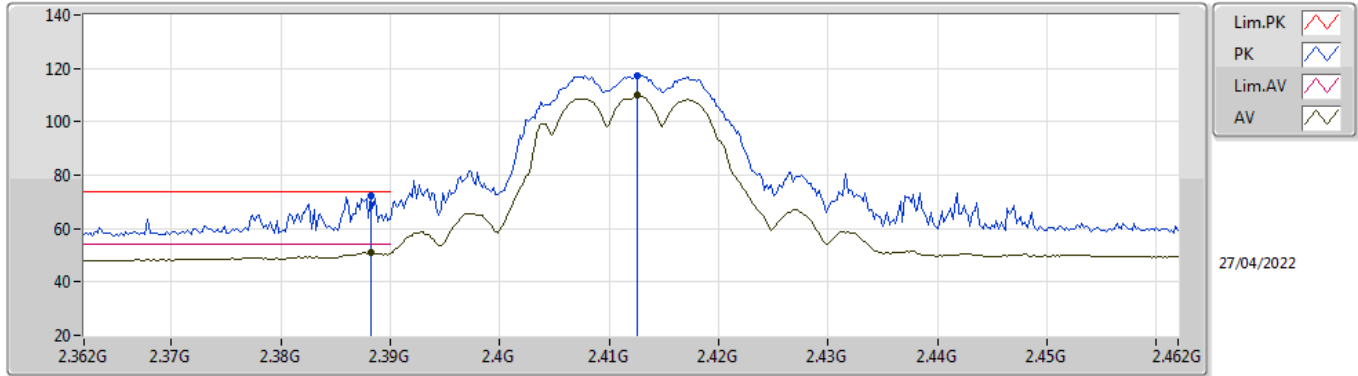
2462MHz_TX



Type	Freq (Hz)	Level (dBuV/m)	Limit (dBuV/m)	Margin (dB)	Factor (dB)	Dist (m)	Condition	Azimuth (°)	Height (m)	Comment	Raw (dBuV)	AF (dB)	CL (dB)	PA (dB)
AV	4.924G	41.17	54.00	-12.83	4.83	3	Horizontal	248	2.29	-	36.34	32.94	6.33	34.44
AV	7.38704G	39.14	54.00	-14.86	9.96	3	Horizontal	195	2.22	-	29.18	36.68	8.11	34.83
PK	4.92404G	47.43	74.00	-26.57	4.83	3	Horizontal	248	2.29	-	42.60	32.94	6.33	34.44
PK	7.38808G	50.79	74.00	-23.21	9.95	3	Horizontal	195	2.22	-	40.84	36.67	8.11	34.83

802.11g_Nss1,(6Mbps)_2TX

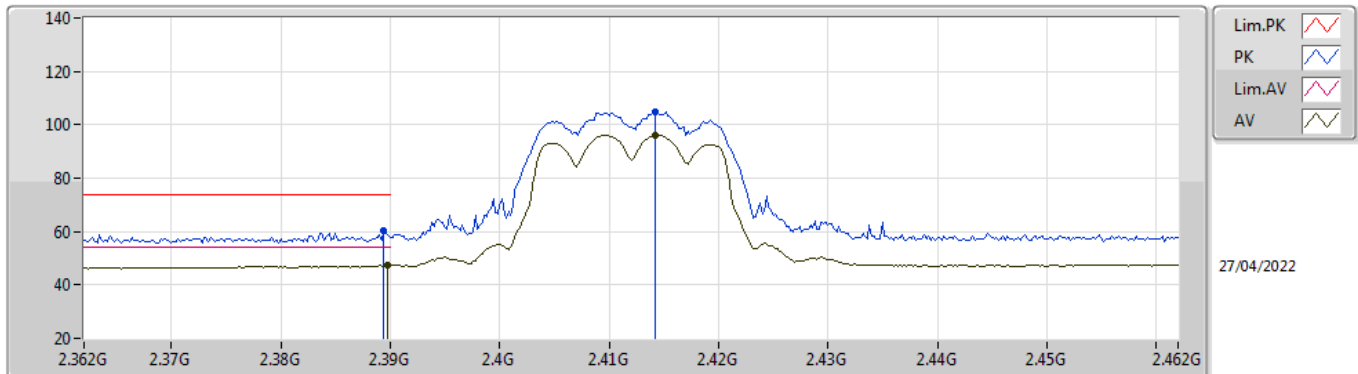
2412MHz_TX



Type	Freq (Hz)	Level (dBuV/m)	Limit (dBuV/m)	Margin (dB)	Factor (dB)	Dist (m)	Condition	Azimuth (°)	Height (m)	Comment	Raw (dBuV)	AF (dB)	CL (dB)	PA (dB)
AV	2.3882G	50.79	54.00	-3.21	31.75	3	Vertical	0	1.50	-	19.04	27.38	4.37	-
AV	2.4126G	109.92	Inf	-Inf	31.85	3	Vertical	0	1.50	-	78.07	27.45	4.40	-
PK	2.3882G	72.28	74.00	-1.72	31.75	3	Vertical	0	1.50	-	40.53	27.38	4.37	-
PK	2.4126G	117.24	Inf	-Inf	31.85	3	Vertical	0	1.50	-	85.39	27.45	4.40	-

802.11g_Nss1,(6Mbps)_2TX

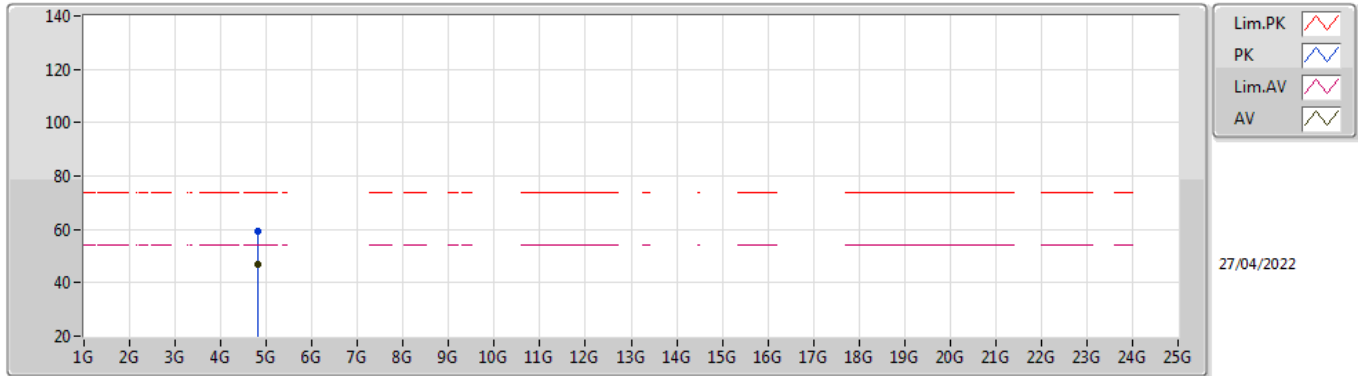
2412MHz_TX



Type	Freq (Hz)	Level (dBuV/m)	Limit (dBuV/m)	Margin (dB)	Factor (dB)	Dist (m)	Condition	Azimuth (°)	Height (m)	Comment	Raw (dBuV)	AF (dB)	CL (dB)	PA (dB)
AV	2.3898G	47.20	54.00	-6.80	31.75	3	Horizontal	195	1.12	-	15.45	27.38	4.37	-
AV	2.4142G	95.98	Inf	-Inf	31.86	3	Horizontal	195	1.12	-	64.12	27.46	4.40	-
PK	2.3894G	60.09	74.00	-13.91	31.75	3	Horizontal	195	1.12	-	28.34	27.38	4.37	-
PK	2.4142G	104.76	Inf	-Inf	31.86	3	Horizontal	195	1.12	-	72.90	27.46	4.40	-

802.11g_Nss1,(6Mbps)_2TX

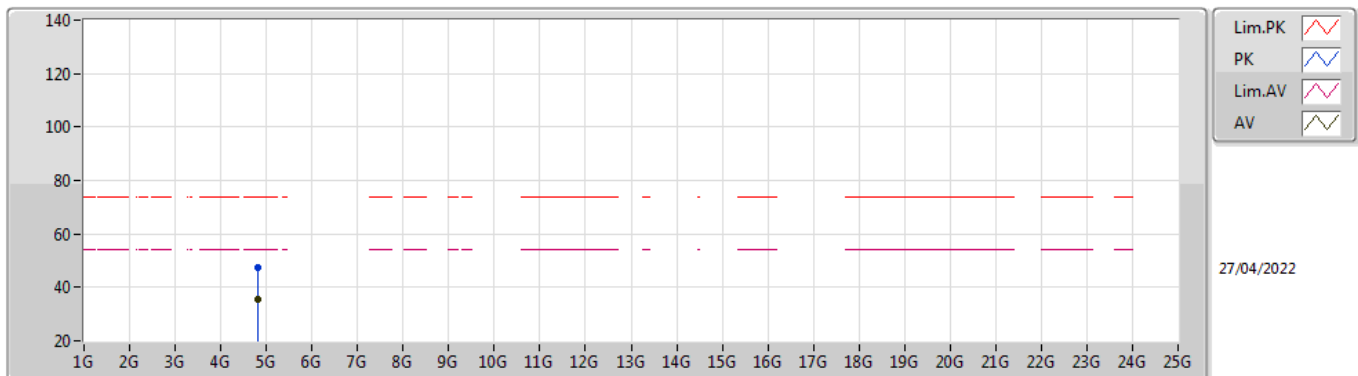
2412MHz_TX



Type	Freq	Level	Limit	Margin	Factor	Dist	Condition	Azimuth	Height	Comment	Raw	AF	CL	PA
	(Hz)	(dBuV/m)	(dBuV/m)	(dB)	(dB)	(m)		(°)	(m)		(dBuV)	(dB)	(dB)	(dB)
AV	4.82512G	47.03	54.00	-6.97	4.43	3	Vertical	357	2.01	-	42.60	32.60	6.28	34.45
PK	4.82516G	59.32	74.00	-14.68	4.43	3	Vertical	357	2.01	-	54.89	32.60	6.28	34.45

802.11g_Nss1,(6Mbps)_2TX

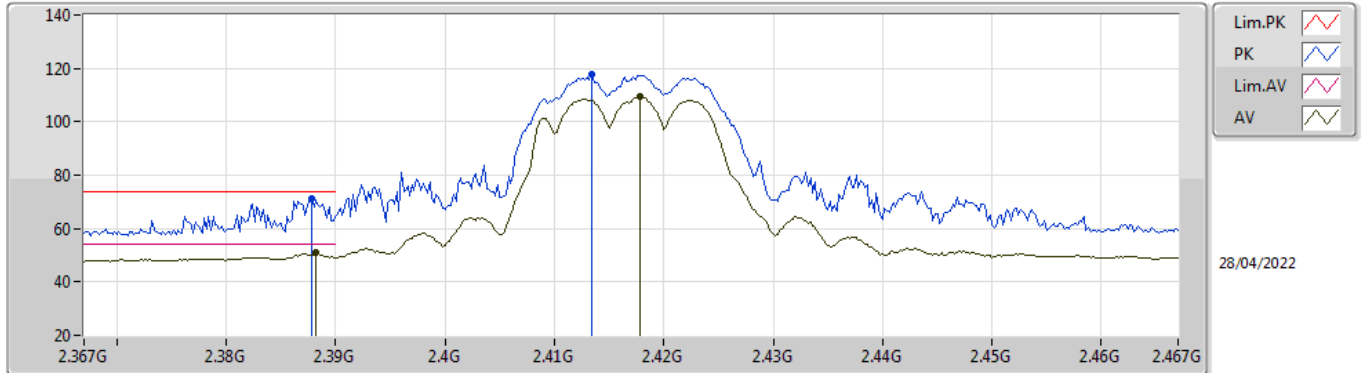
2412MHz_TX



Type	Freq	Level	Limit	Margin	Factor	Dist	Condition	Azimuth	Height	Comment	Raw	AF	CL	PA
	(Hz)	(dBuV/m)	(dBuV/m)	(dB)	(dB)	(m)		(°)	(m)		(dBuV)	(dB)	(dB)	(dB)
AV	4.82508G	35.61	54.00	-18.39	4.43	3	Horizontal	171	1.89	-	31.18	32.60	6.28	34.45
PK	4.82472G	47.53	74.00	-26.47	4.42	3	Horizontal	171	1.89	-	43.11	32.60	6.27	34.45

802.11g_Nss1,(6Mbps)_2TX

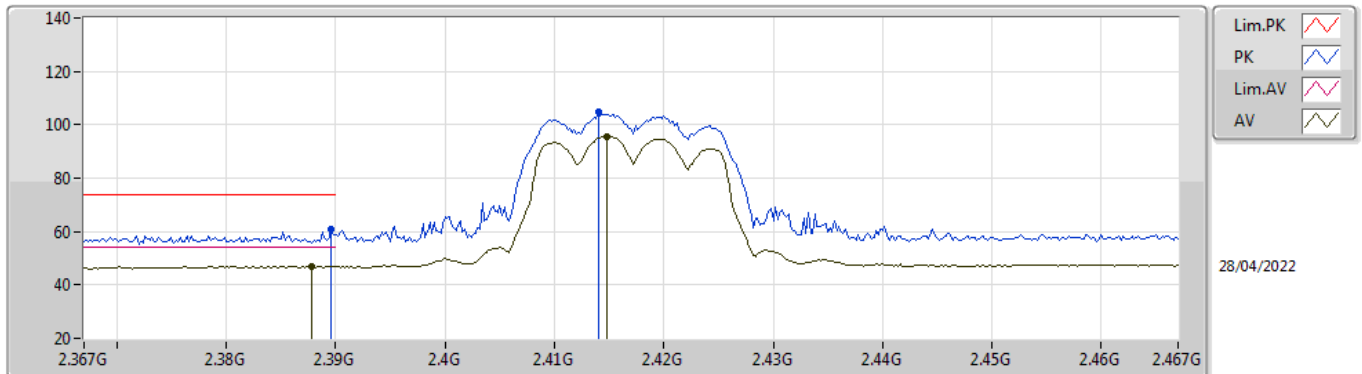
2417MHz_TX



Type	Freq (Hz)	Level (dBuV/m)	Limit (dBuV/m)	Margin (dB)	Factor (dB)	Dist (m)	Condition	Azimuth (°)	Height (m)	Comment	Raw (dBuV)	AF (dB)	CL (dB)	PA (dB)
AV	2.3882G	51.09	54.00	-2.91	31.75	3	Vertical	4	1.50	-	19.34	27.38	4.37	-
AV	2.4178G	109.60	Inf	-Inf	31.88	3	Vertical	4	1.50	-	77.72	27.47	4.41	-
PK	2.3878G	71.20	74.00	-2.80	31.75	3	Vertical	4	1.50	-	39.45	27.38	4.37	-
PK	2.4134G	117.60	Inf	-Inf	31.85	3	Vertical	4	1.50	-	85.75	27.45	4.40	-

802.11g_Nss1,(6Mbps)_2TX

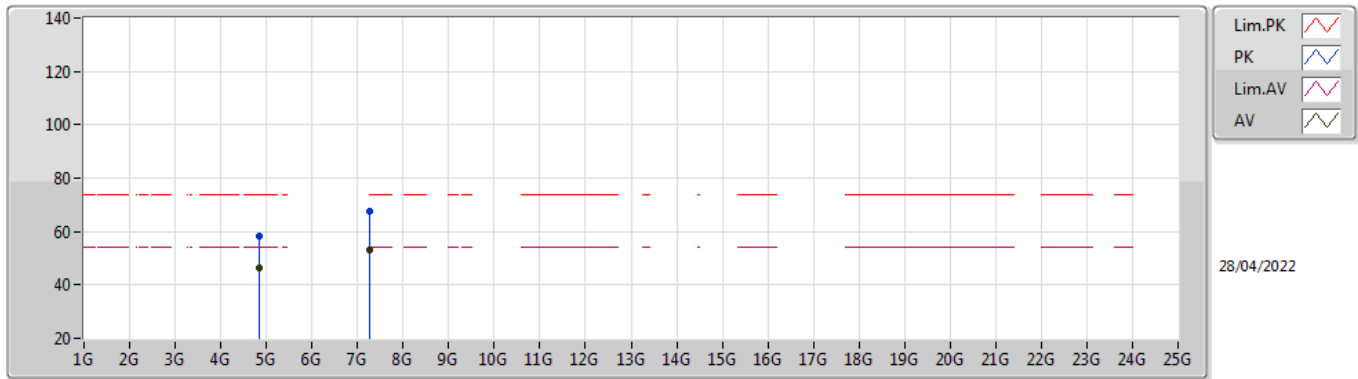
2417MHz_TX



Type	Freq (Hz)	Level (dBuV/m)	Limit (dBuV/m)	Margin (dB)	Factor (dB)	Dist (m)	Condition	Azimuth (°)	Height (m)	Comment	Raw (dBuV)	AF (dB)	CL (dB)	PA (dB)
AV	2.3878G	46.95	54.00	-7.05	31.75	3	Horizontal	194	1.12	-	15.20	27.38	4.37	-
AV	2.4148G	95.60	Inf	-Inf	31.86	3	Horizontal	194	1.12	-	63.74	27.46	4.40	-
PK	2.3896G	60.90	74.00	-13.10	31.75	3	Horizontal	194	1.12	-	29.15	27.38	4.37	-
PK	2.414G	104.67	Inf	-Inf	31.86	3	Horizontal	194	1.12	-	72.81	27.46	4.40	-

802.11g_Nss1,(6Mbps)_2TX

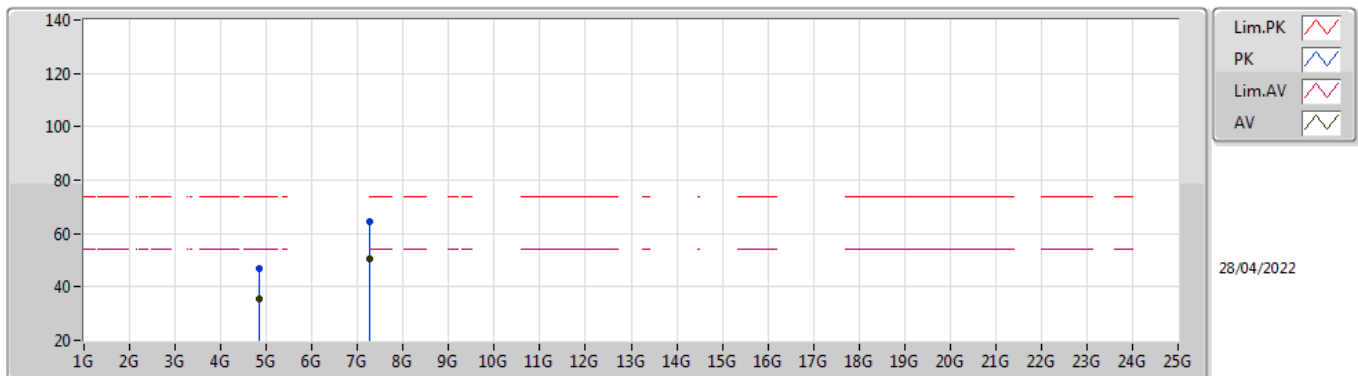
2417MHz_TX



Type	Freq (Hz)	Level (dBuV/m)	Limit (dBuV/m)	Margin (dB)	Factor (dB)	Dist (m)	Condition	Azimuth (°)	Height (m)	Comment	Raw (dBuV)	AF (dB)	CL (dB)	PA (dB)
AV	4.83488G	46.54	54.00	-7.46	4.47	3	Vertical	357	1.77	-	42.07	32.64	6.28	34.45
AV	7.2534G	53.28	54.00	-0.72	10.26	3	Vertical	129	2.45	-	43.02	36.89	8.16	34.79
PK	4.83008G	58.49	74.00	-15.51	4.45	3	Vertical	357	1.77	-	54.04	32.62	6.28	34.45
PK	7.25192G	67.72	74.00	-6.28	10.26	3	Vertical	129	2.45	-	57.46	36.89	8.16	34.79

802.11g_Nss1,(6Mbps)_2TX

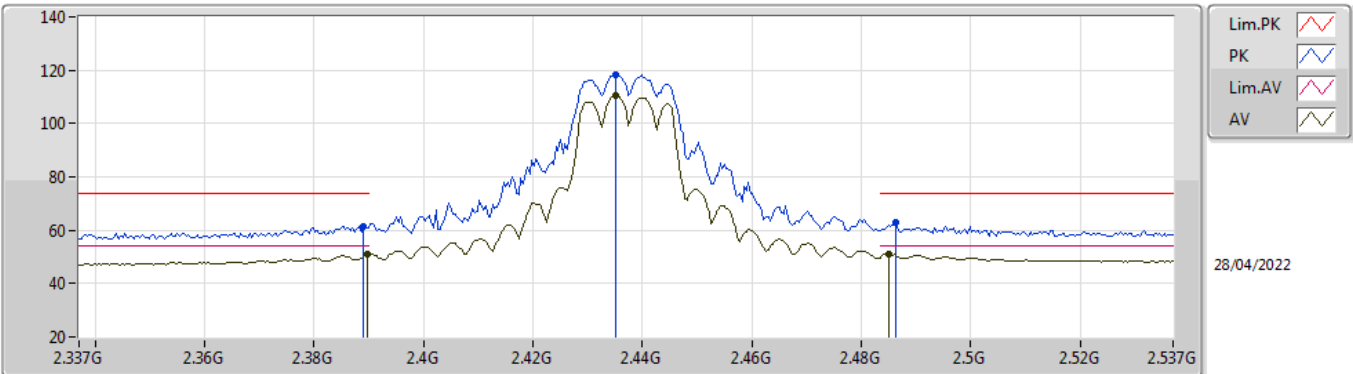
2417MHz_TX



Type	Freq (Hz)	Level (dBuV/m)	Limit (dBuV/m)	Margin (dB)	Factor (dB)	Dist (m)	Condition	Azimuth (°)	Height (m)	Comment	Raw (dBuV)	AF (dB)	CL (dB)	PA (dB)
AV	4.834G	35.34	54.00	-18.66	4.47	3	Horizontal	249	2.55	-	30.87	32.64	6.28	34.45
AV	7.2538G	50.26	54.00	-3.74	10.25	3	Horizontal	353	3.00	-	40.01	36.88	8.16	34.79
PK	4.83468G	46.83	74.00	-27.17	4.47	3	Horizontal	249	2.55	-	42.36	32.64	6.28	34.45
PK	7.25424G	64.59	74.00	-9.41	10.25	3	Horizontal	353	3.00	-	54.34	36.88	8.16	34.79

802.11g_Nss1,(6Mbps)_2TX

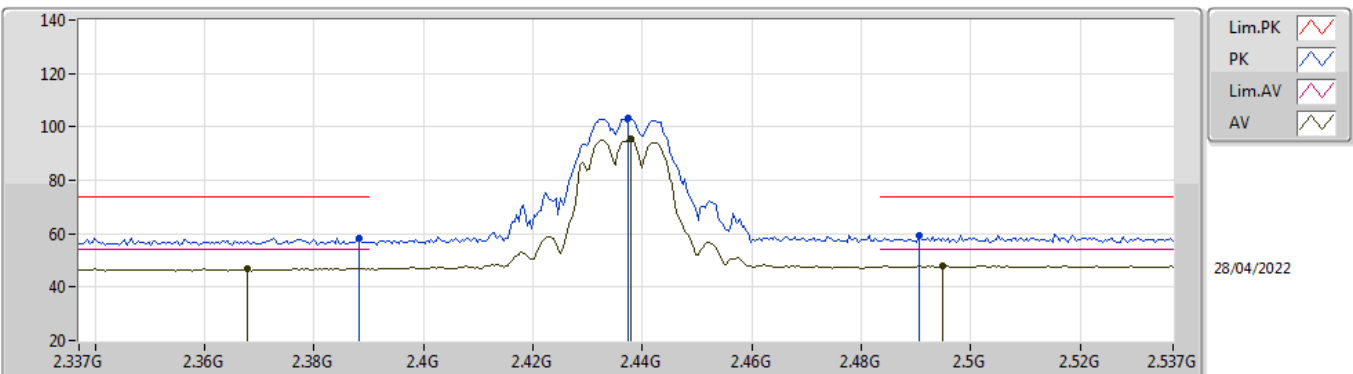
2437MHz_TX



Type	Freq	Level	Limit	Margin	Factor	Dist	Condition	Azimuth	Height	Comment	Raw	AF	CL	PA
	(Hz)	(dBuV/m)	(dBuV/m)	(dB)	(dB)	(m)		(°)	(m)		(dBuV)	(dB)	(dB)	(dB)
AV	2.3898G	50.95	54.00	-3.05	31.75	3	Vertical	4	1.44	-	19.20	27.38	4.37	-
AV	2.435G	110.62	Inf	-Inf	31.97	3	Vertical	4	1.44	-	78.65	27.54	4.43	-
AV	2.485G	51.28	54.00	-2.72	32.31	3	Vertical	4	1.44	-	18.97	27.81	4.50	-
PK	2.389G	61.55	74.00	-12.45	31.75	3	Vertical	4	1.44	-	29.80	27.38	4.37	-
PK	2.435G	118.40	Inf	-Inf	31.97	3	Vertical	4	1.44	-	86.43	27.54	4.43	-
PK	2.4862G	62.79	74.00	-11.21	32.32	3	Vertical	4	1.44	-	30.47	27.82	4.50	-

802.11g_Nss1,(6Mbps)_2TX

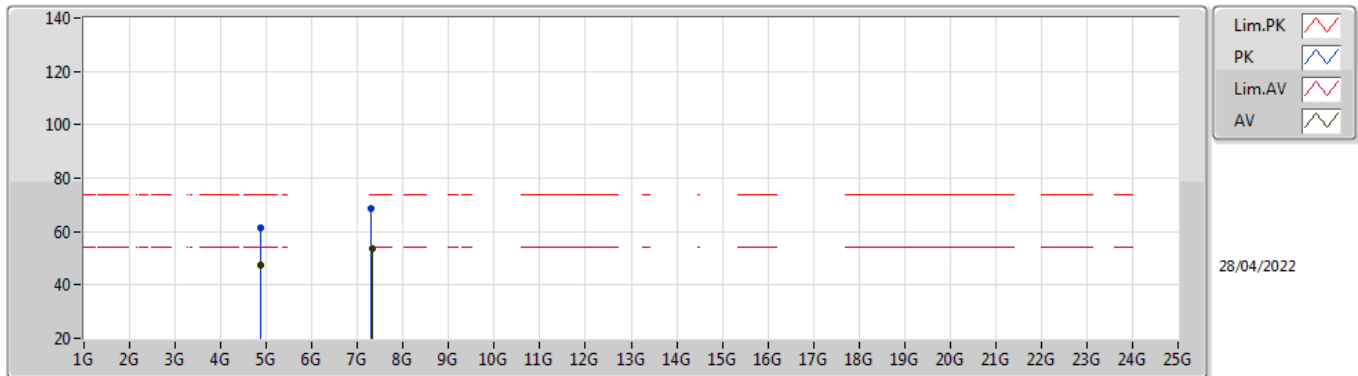
2437MHz_TX



Type	Freq	Level	Limit	Margin	Factor	Dist	Condition	Azimuth	Height	Comment	Raw	AF	CL	PA
	(Hz)	(dBuV/m)	(dBuV/m)	(dB)	(dB)	(m)		(°)	(m)		(dBuV)	(dB)	(dB)	(dB)
AV	2.3678G	46.87	54.00	-7.13	31.69	3	Horizontal	192	1.53	-	15.18	27.34	4.35	-
AV	2.4378G	95.77	Inf	-Inf	31.98	3	Horizontal	192	1.53	-	63.79	27.55	4.43	-
AV	2.495G	47.73	54.00	-6.27	32.39	3	Horizontal	192	1.53	-	15.34	27.87	4.52	-
PK	2.3882G	58.46	74.00	-15.54	31.75	3	Horizontal	192	1.53	-	26.71	27.38	4.37	-
PK	2.4374G	103.25	Inf	-Inf	31.98	3	Horizontal	192	1.53	-	71.27	27.55	4.43	-
PK	2.4906G	59.19	74.00	-14.81	32.35	3	Horizontal	192	1.53	-	26.84	27.84	4.51	-

802.11g_Nss1,(6Mbps)_2TX

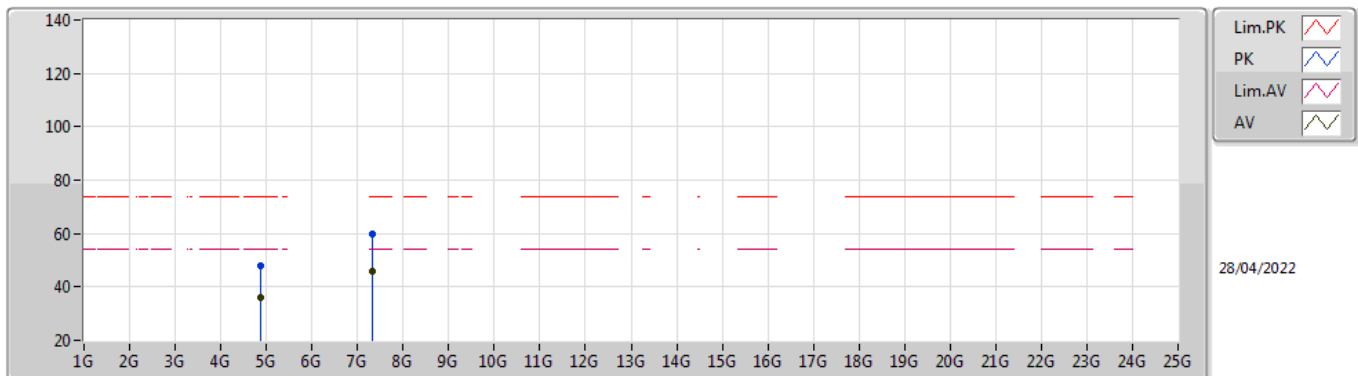
2437MHz_TX



Type	Freq (Hz)	Level (dBuV/m)	Limit (dBuV/m)	Margin (dB)	Factor (dB)	Dist (m)	Condition	Azimuth (°)	Height (m)	Comment	Raw (dBuV)	AF (dB)	CL (dB)	PA (dB)
AV	4.87544G	47.33	54.00	-6.67	4.62	3	Vertical	359	1.56	-	42.71	32.75	6.31	34.44
AV	7.31164G	53.37	54.00	-0.63	10.08	3	Vertical	130	2.65	-	43.29	36.75	8.14	34.81
PK	4.8702G	61.47	74.00	-12.53	4.60	3	Vertical	359	1.56	-	56.87	32.74	6.30	34.44
PK	7.3064G	68.38	74.00	-5.62	10.06	3	Vertical	130	2.65	-	58.32	36.73	8.14	34.81

802.11g_Nss1,(6Mbps)_2TX

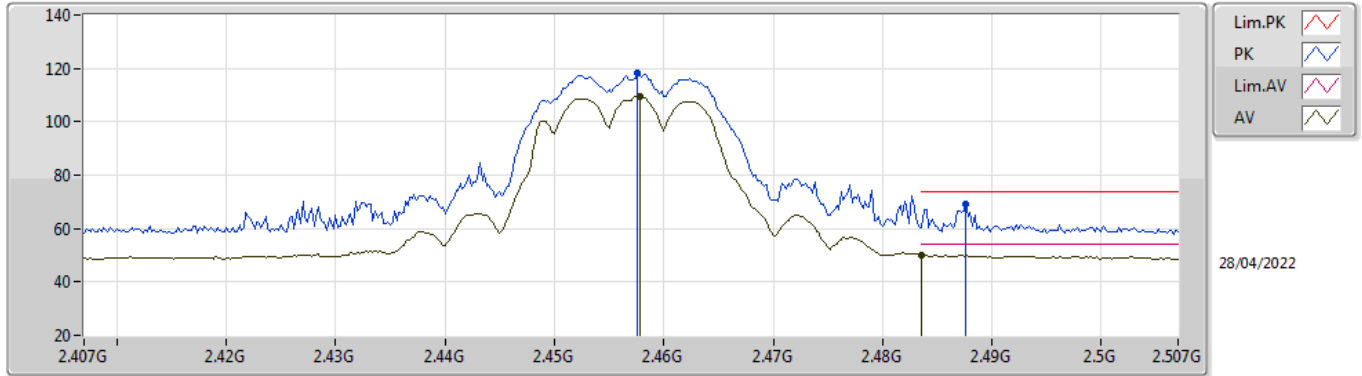
2437MHz_TX



Type	Freq (Hz)	Level (dBuV/m)	Limit (dBuV/m)	Margin (dB)	Factor (dB)	Dist (m)	Condition	Azimuth (°)	Height (m)	Comment	Raw (dBuV)	AF (dB)	CL (dB)	PA (dB)
AV	4.86944G	35.90	54.00	-18.10	4.60	3	Horizontal	159	2.49	-	31.30	32.74	6.30	34.44
AV	7.31192G	45.87	54.00	-8.13	10.08	3	Horizontal	300	3.00	-	35.79	36.75	8.14	34.81
PK	4.87452G	48.09	74.00	-25.91	4.61	3	Horizontal	159	2.49	-	43.48	32.75	6.30	34.44
PK	7.31212G	60.03	74.00	-13.97	10.08	3	Horizontal	300	3.00	-	49.95	36.75	8.14	34.81

802.11g_Nss1,(6Mbps)_2TX

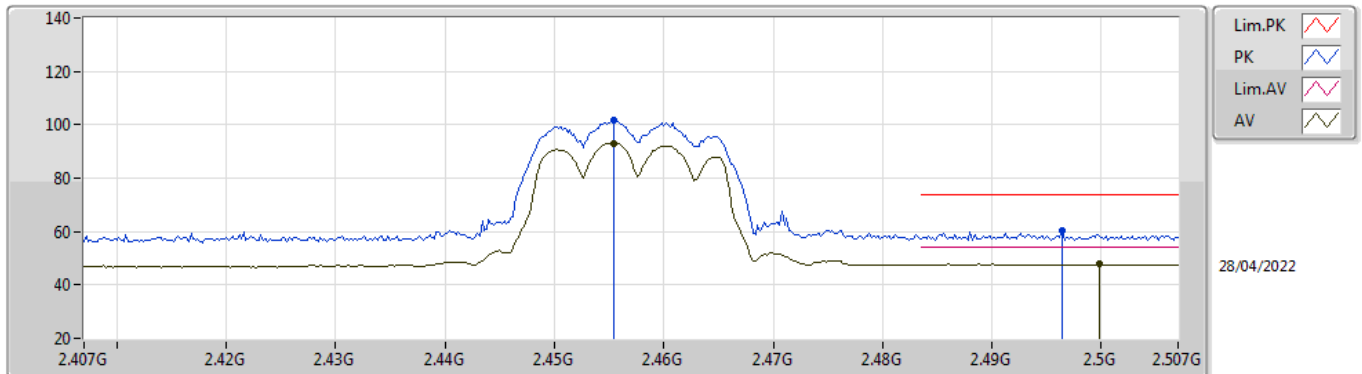
2457MHz_TX



Type	Freq (Hz)	Level (dBuV/m)	Limit (dBuV/m)	Margin (dB)	Factor (dB)	Dist (m)	Condition	Azimuth (°)	Height (m)	Comment	Raw (dBuV)	AF (dB)	CL (dB)	PA (dB)
AV	2.4578G	109.57	Inf	-Inf	32.11	3	Vertical	3	1.65	-	77.46	27.65	4.46	-
AV	2.4836G	50.23	54.00	-3.77	32.30	3	Vertical	3	1.65	-	17.93	27.80	4.50	-
PK	2.4576G	118.04	Inf	-Inf	32.11	3	Vertical	3	1.65	-	85.93	27.65	4.46	-
PK	2.4876G	69.23	74.00	-4.77	32.34	3	Vertical	3	1.65	-	36.89	27.83	4.51	-

802.11g_Nss1,(6Mbps)_2TX

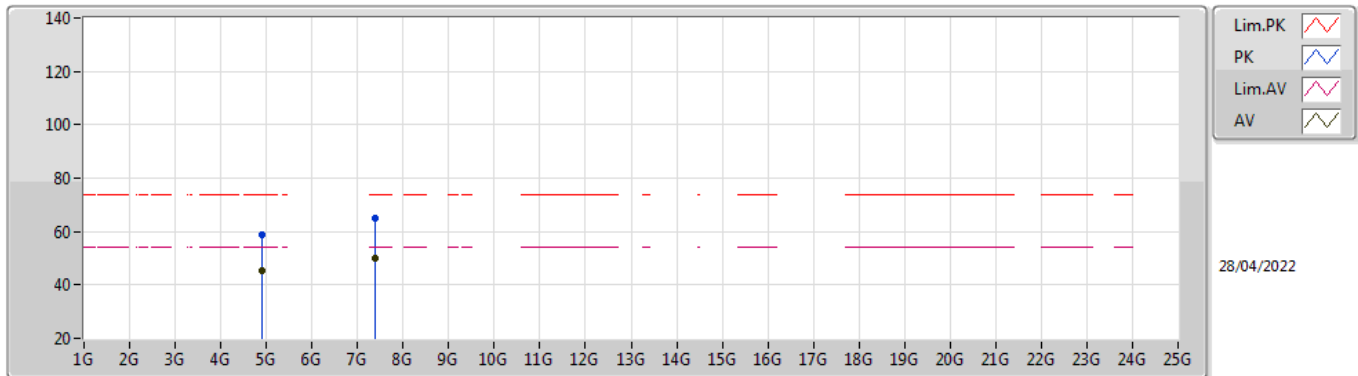
2457MHz_TX



Type	Freq (Hz)	Level (dBuV/m)	Limit (dBuV/m)	Margin (dB)	Factor (dB)	Dist (m)	Condition	Azimuth (°)	Height (m)	Comment	Raw (dBuV)	AF (dB)	CL (dB)	PA (dB)
AV	2.4554G	93.06	Inf	-Inf	32.09	3	Horizontal	188	2.02	-	60.97	27.63	4.46	-
AV	2.4998G	47.74	54.00	-6.26	32.42	3	Horizontal	188	2.02	-	15.32	27.90	4.52	-
PK	2.4554G	101.62	Inf	-Inf	32.09	3	Horizontal	188	2.02	-	69.53	27.63	4.46	-
PK	2.4964G	60.22	74.00	-13.78	32.40	3	Horizontal	188	2.02	-	27.82	27.88	4.52	-

802.11g_Nss1,(6Mbps)_2TX

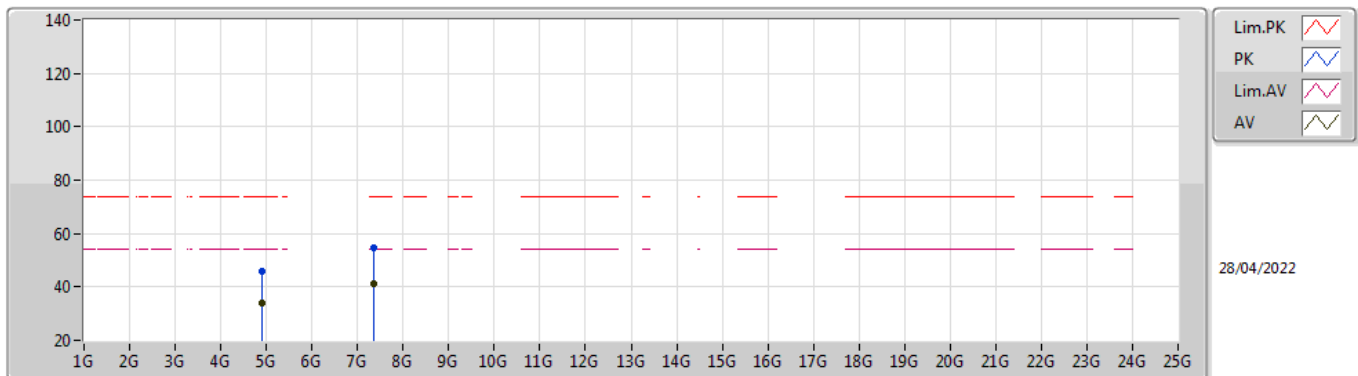
2457MHz_TX



Type	Freq (Hz)	Level (dBuV/m)	Limit (dBuV/m)	Margin (dB)	Factor (dB)	Dist (m)	Condition	Azimuth (°)	Height (m)	Comment	Raw (dBuV)	AF (dB)	CL (dB)	PA (dB)
AV	4.91532G	45.29	54.00	-8.71	4.78	3	Vertical	360	1.50	-	40.51	32.89	6.33	34.44
AV	7.37348G	50.24	54.00	-3.76	10.05	3	Vertical	132	2.55	-	40.19	36.76	8.12	34.83
PK	4.9152G	58.55	74.00	-15.45	4.78	3	Vertical	360	1.50	-	53.77	32.89	6.33	34.44
PK	7.37392G	64.87	74.00	-9.13	10.05	3	Vertical	132	2.55	-	54.82	36.76	8.12	34.83

802.11g_Nss1,(6Mbps)_2TX

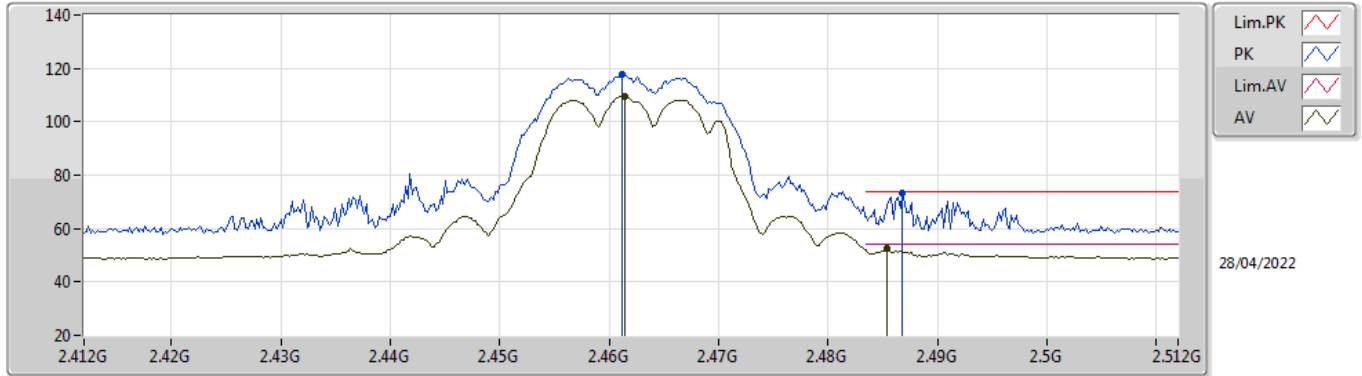
2457MHz_TX



Type	Freq (Hz)	Level (dBuV/m)	Limit (dBuV/m)	Margin (dB)	Factor (dB)	Dist (m)	Condition	Azimuth (°)	Height (m)	Comment	Raw (dBuV)	AF (dB)	CL (dB)	PA (dB)
AV	4.91568G	33.80	54.00	-20.20	4.78	3	Horizontal	185	1.50	-	29.02	32.89	6.33	34.44
AV	7.36872G	41.40	54.00	-12.60	10.08	3	Horizontal	302	2.20	-	31.32	36.79	8.12	34.83
PK	4.91016G	45.62	74.00	-28.38	4.75	3	Horizontal	185	1.50	-	40.87	32.86	6.33	34.44
PK	7.37044G	54.58	74.00	-19.42	10.07	3	Horizontal	302	2.20	-	44.51	36.78	8.12	34.83

802.11g_Nss1,(6Mbps)_2TX

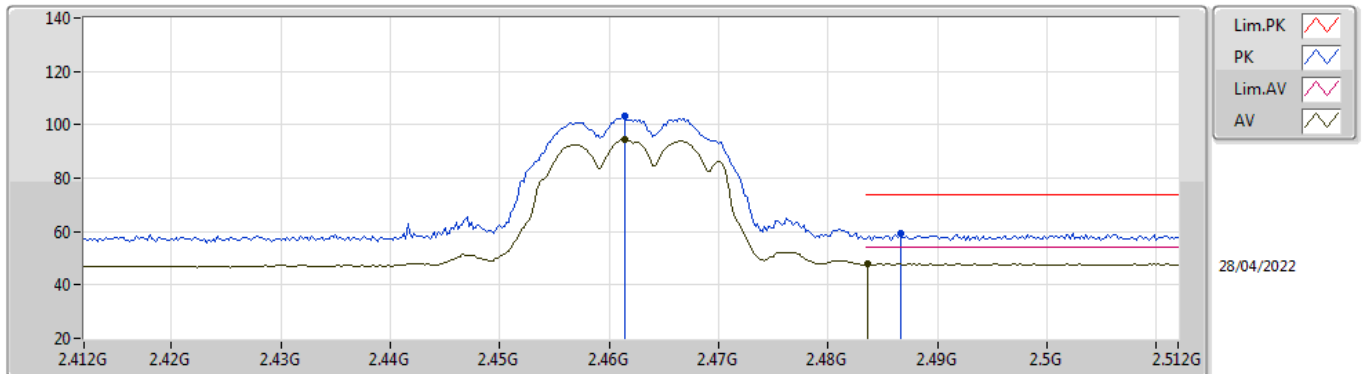
2462MHz_TX



Type	Freq (Hz)	Level (dBuV/m)	Limit (dBuV/m)	Margin (dB)	Factor (dB)	Dist (m)	Condition	Azimuth (°)	Height (m)	Comment	Raw (dBuV)	AF (dB)	CL (dB)	PA (dB)
AV	2.4614G	109.61	Inf	-Inf	32.14	3	Vertical	109	1.44	-	77.47	27.67	4.47	-
AV	2.4854G	52.36	54.00	-1.64	32.31	3	Vertical	109	1.44	-	20.05	27.81	4.50	-
PK	2.4612G	117.59	Inf	-Inf	32.14	3	Vertical	109	1.44	-	85.45	27.67	4.47	-
PK	2.4868G	73.26	74.00	-0.74	32.33	3	Vertical	109	1.44	-	40.93	27.82	4.51	-

802.11g_Nss1,(6Mbps)_2TX

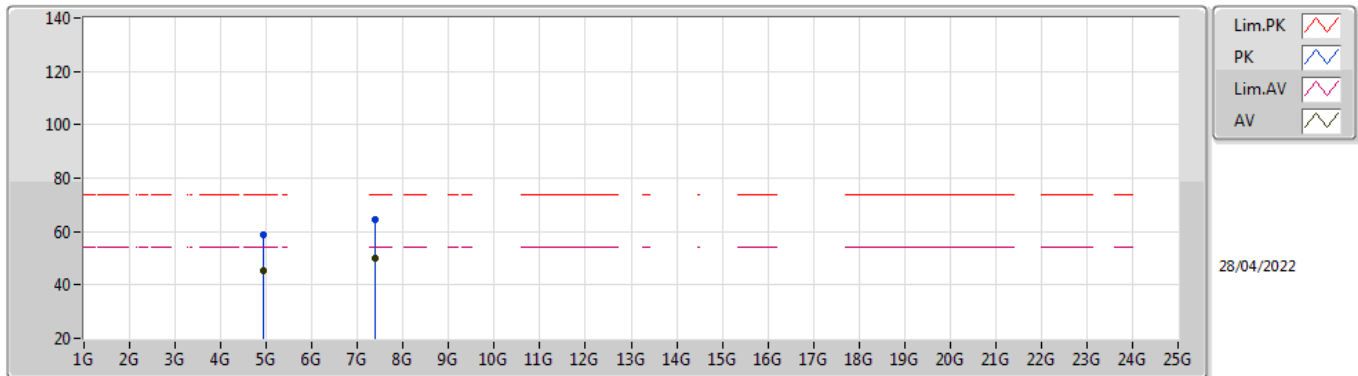
2462MHz_TX



Type	Freq (Hz)	Level (dBuV/m)	Limit (dBuV/m)	Margin (dB)	Factor (dB)	Dist (m)	Condition	Azimuth (°)	Height (m)	Comment	Raw (dBuV)	AF (dB)	CL (dB)	PA (dB)
AV	2.4614G	94.68	Inf	-Inf	32.14	3	Horizontal	360	1.72	-	62.54	27.67	4.47	-
AV	2.4836G	47.91	54.00	-6.09	32.30	3	Horizontal	360	1.72	-	15.61	27.80	4.50	-
PK	2.4614G	103.17	Inf	-Inf	32.14	3	Horizontal	360	1.72	-	71.03	27.67	4.47	-
PK	2.4866G	59.51	74.00	-14.49	32.33	3	Horizontal	360	1.72	-	27.18	27.82	4.51	-

802.11g_Nss1,(6Mbps)_2TX

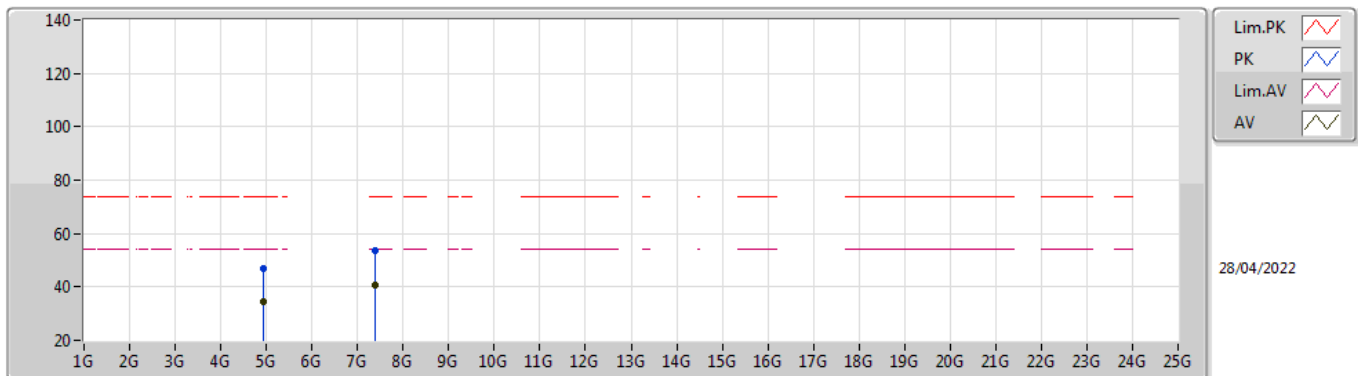
2462MHz_TX



Type	Freq (Hz)	Level (dBuV/m)	Limit (dBuV/m)	Margin (dB)	Factor (dB)	Dist (m)	Condition	Azimuth (°)	Height (m)	Comment	Raw (dBuV)	AF (dB)	CL (dB)	PA (dB)
AV	4.9252G	45.54	54.00	-8.46	4.85	3	Vertical	360	1.50	-	40.69	32.95	6.34	34.44
AV	7.38408G	50.04	54.00	-3.96	9.99	3	Vertical	133	2.74	-	40.05	36.70	8.12	34.83
PK	4.92516G	58.75	74.00	-15.25	4.85	3	Vertical	360	1.50	-	53.90	32.95	6.34	34.44
PK	7.38316G	64.66	74.00	-9.34	9.99	3	Vertical	133	2.74	-	54.67	36.70	8.12	34.83

802.11g_Nss1,(6Mbps)_2TX

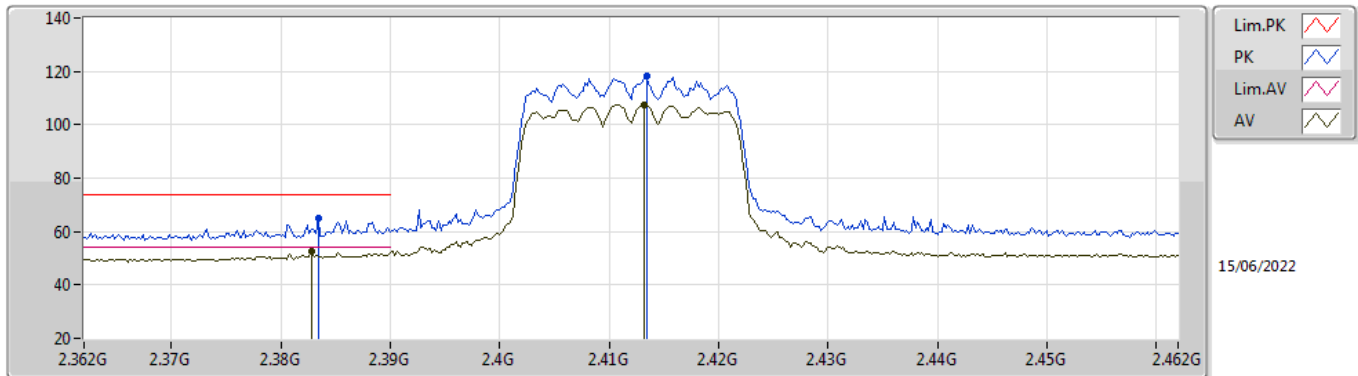
2462MHz_TX



Type	Freq (Hz)	Level (dBuV/m)	Limit (dBuV/m)	Margin (dB)	Factor (dB)	Dist (m)	Condition	Azimuth (°)	Height (m)	Comment	Raw (dBuV)	AF (dB)	CL (dB)	PA (dB)
AV	4.92528G	34.46	54.00	-19.54	4.85	3	Horizontal	186	1.50	-	29.61	32.95	6.34	34.44
AV	7.38368G	40.71	54.00	-13.29	9.99	3	Horizontal	302	2.93	-	30.72	36.70	8.12	34.83
PK	4.92476G	46.75	74.00	-27.25	4.84	3	Horizontal	186	1.50	-	41.91	32.95	6.33	34.44
PK	7.38872G	53.63	74.00	-20.37	9.95	3	Horizontal	302	2.93	-	43.68	36.67	8.11	34.83

802.11ax HEW20_Nss1,(MCS0)_2TX

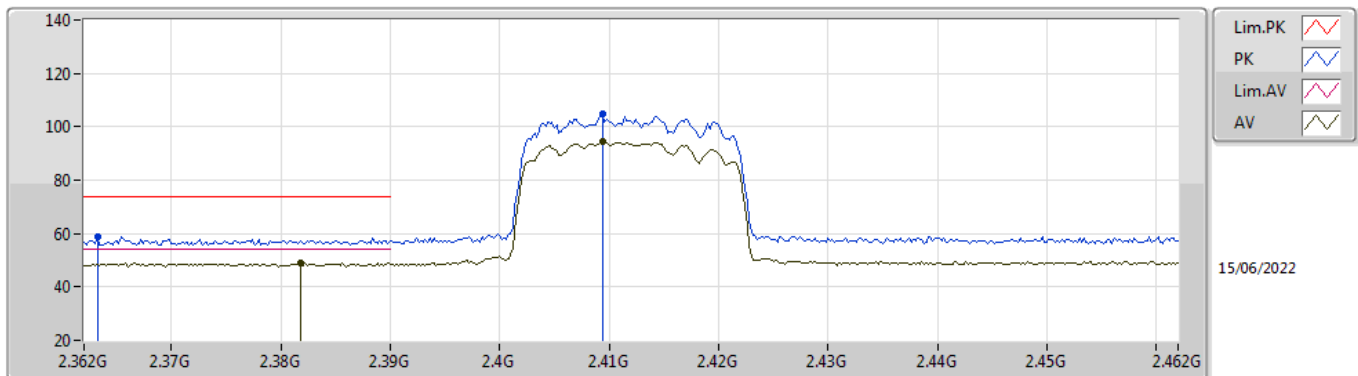
2412MHz_TX



Type	Freq (Hz)	Level (dBuV/m)	Limit (dBuV/m)	Margin (dB)	Factor (dB)	Dist (m)	Condition	Azimuth (°)	Height (m)	Comment	Raw (dBuV)	AF (dB)	CL (dB)	PA (dB)
AV	2.3828G	52.43	54.00	-1.57	31.73	3	Vertical	71	1.34	-	20.70	27.37	4.36	-
AV	2.4132G	107.39	Inf	-Inf	31.85	3	Vertical	71	1.34	-	75.54	27.45	4.40	-
PK	2.3834G	65.14	74.00	-8.86	31.73	3	Vertical	71	1.34	-	33.41	27.37	4.36	-
PK	2.4134G	118.41	Inf	-Inf	31.85	3	Vertical	71	1.34	-	86.56	27.45	4.40	-

802.11ax HEW20_Nss1,(MCS0)_2TX

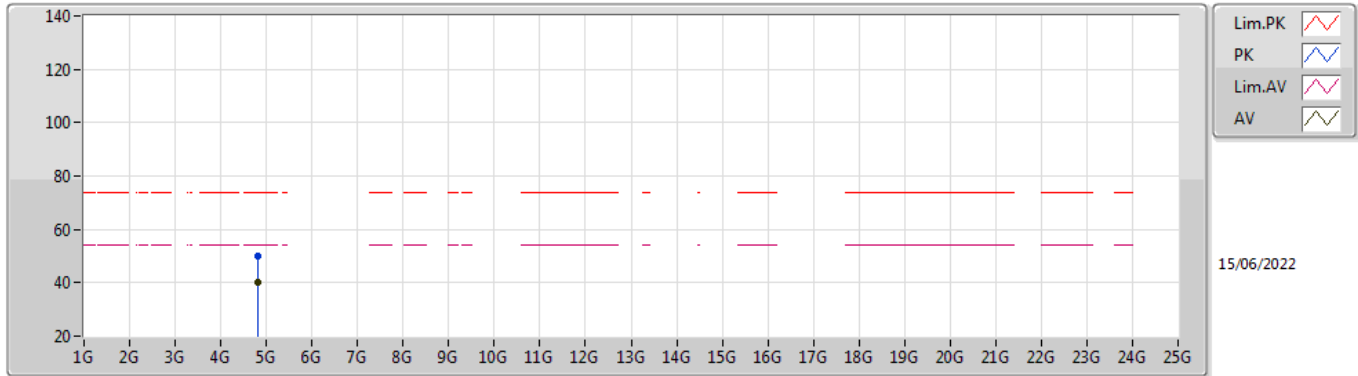
2412MHz_TX



Type	Freq (Hz)	Level (dBuV/m)	Limit (dBuV/m)	Margin (dB)	Factor (dB)	Dist (m)	Condition	Azimuth (°)	Height (m)	Comment	Raw (dBuV)	AF (dB)	CL (dB)	PA (dB)
AV	2.3818G	49.03	54.00	-4.97	31.72	3	Horizontal	301	1.50	-	17.31	27.36	4.36	-
AV	2.4094G	94.42	Inf	-Inf	31.83	3	Horizontal	301	1.50	-	62.59	27.44	4.39	-
PK	2.3632G	58.61	74.00	-15.39	31.67	3	Horizontal	301	1.50	-	26.94	27.33	4.34	-
PK	2.4094G	104.68	Inf	-Inf	31.83	3	Horizontal	301	1.50	-	72.85	27.44	4.39	-

802.11ax HEW20_Nss1,(MCS0)_2TX

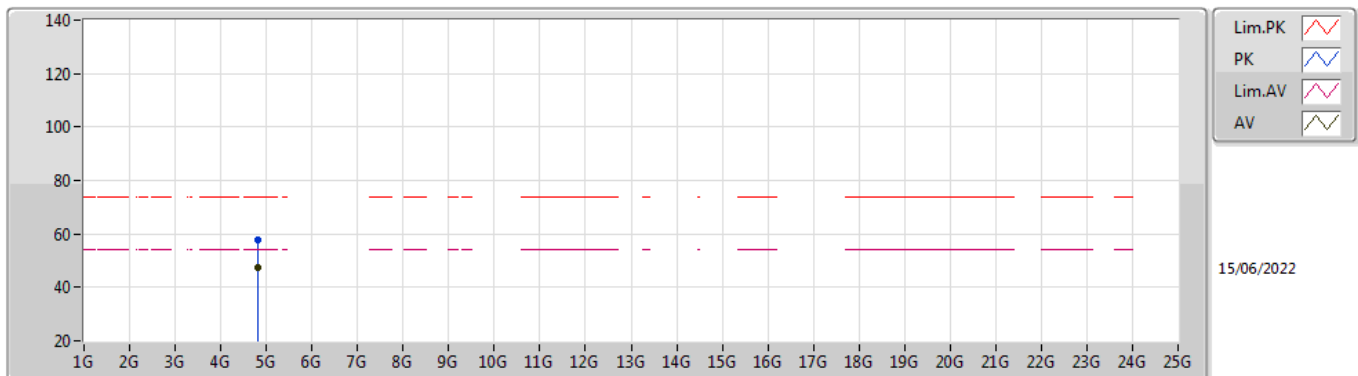
2412MHz_TX



Type	Freq	Level	Limit	Margin	Factor	Dist	Condition	Azimuth	Height	Comment	Raw	AF	CL	PA
	(Hz)	(dBuV/m)	(dBuV/m)	(dB)	(dB)	(m)		(°)	(m)		(dBuV)	(dB)	(dB)	(dB)
AV	4.82352G	40.07	54.00	-13.93	4.41	3	Vertical	360	1.50	-	35.66	32.59	6.27	34.45
PK	4.82808G	49.93	74.00	-24.07	4.44	3	Vertical	360	1.50	-	45.49	32.61	6.28	34.45

802.11ax HEW20_Nss1,(MCS0)_2TX

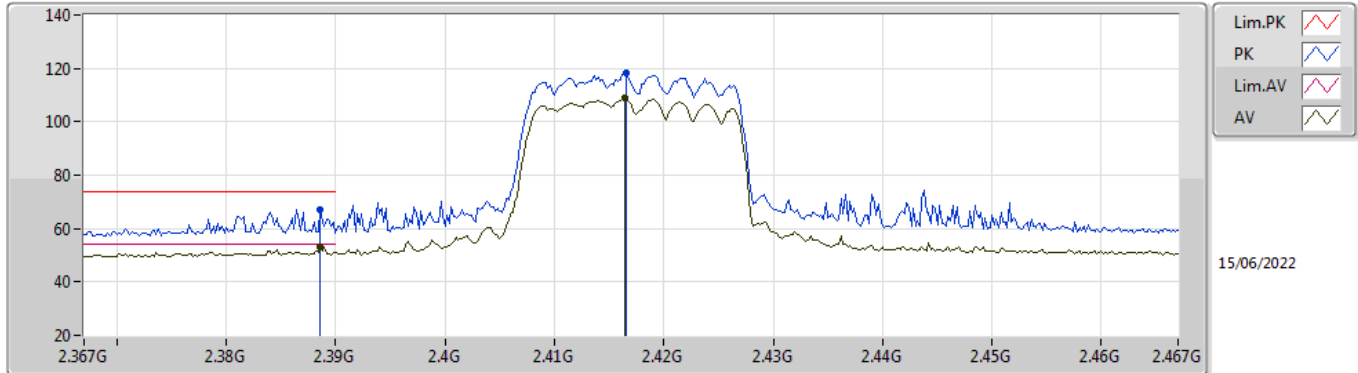
2412MHz_TX



Type	Freq	Level	Limit	Margin	Factor	Dist	Condition	Azimuth	Height	Comment	Raw	AF	CL	PA
	(Hz)	(dBuV/m)	(dBuV/m)	(dB)	(dB)	(m)		(°)	(m)		(dBuV)	(dB)	(dB)	(dB)
AV	4.82496G	47.27	54.00	-6.73	4.42	3	Horizontal	0	1.16	-	42.85	32.60	6.27	34.45
PK	4.82432G	57.64	74.00	-16.36	4.42	3	Horizontal	0	1.16	-	53.22	32.60	6.27	34.45

802.11ax HEW20_Nss1,(MCS0)_2TX

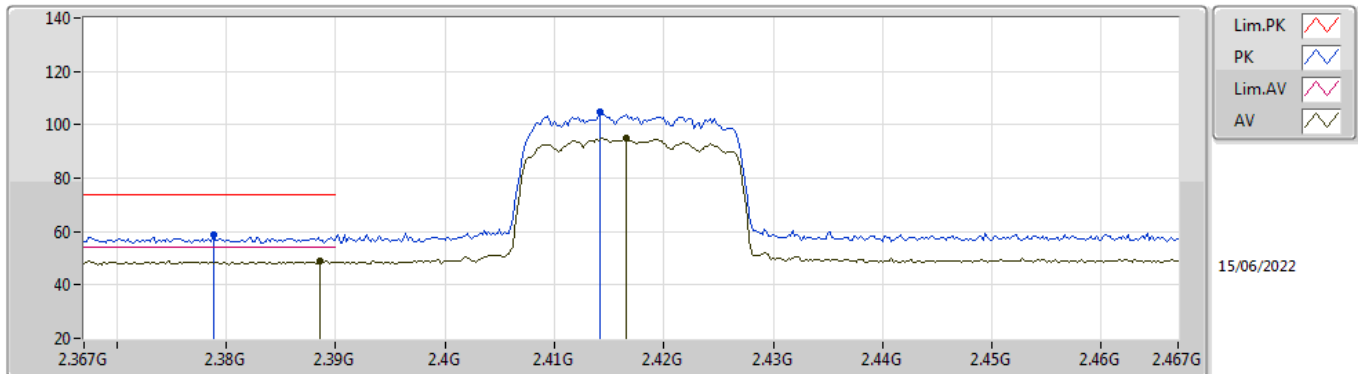
2417MHz_TX



Type	Freq	Level	Limit	Margin	Factor	Dist	Condition	Azimuth	Height	Comment	Raw	AF	CL	PA
	(Hz)	(dBuV/m)	(dBuV/m)	(dB)	(dB)	(m)		(°)	(m)		(dBuV)	(dB)	(dB)	(dB)
AV	2.3886G	53.21	54.00	-0.79	31.75	3	Vertical	295	1.36	-	21.46	27.38	4.37	-
AV	2.4164G	108.71	Inf	-Inf	31.87	3	Vertical	295	1.36	-	76.84	27.47	4.40	-
PK	2.3886G	67.06	74.00	-6.94	31.75	3	Vertical	295	1.36	-	35.31	27.38	4.37	-
PK	2.4166G	118.40	Inf	-Inf	31.87	3	Vertical	295	1.36	-	86.53	27.47	4.40	-

802.11ax HEW20_Nss1,(MCS0)_2TX

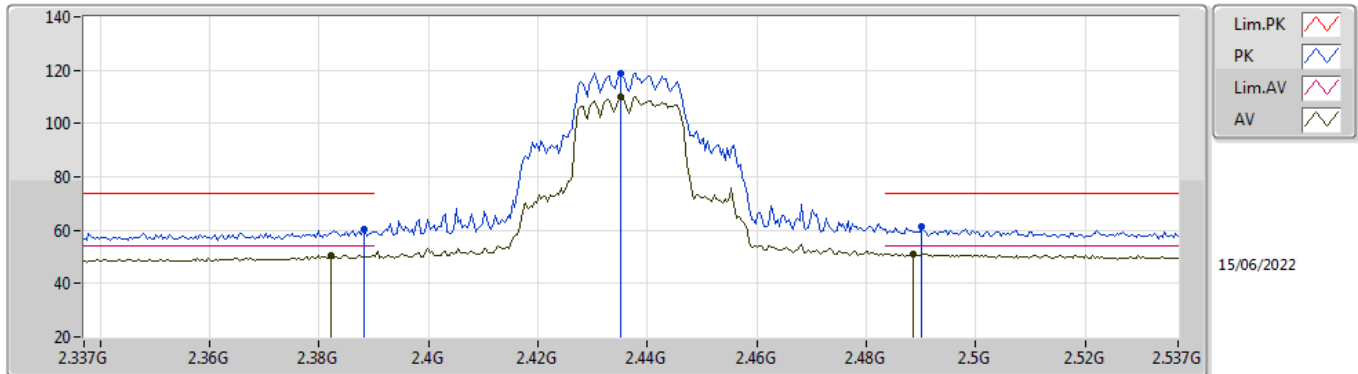
2417MHz_TX



Type	Freq	Level	Limit	Margin	Factor	Dist	Condition	Azimuth	Height	Comment	Raw	AF	CL	PA
	(Hz)	(dBuV/m)	(dBuV/m)	(dB)	(dB)	(m)		(°)	(m)		(dBuV)	(dB)	(dB)	(dB)
AV	2.3886G	49.08	54.00	-4.92	31.75	3	Horizontal	301	1.00	-	17.33	27.38	4.37	-
AV	2.4166G	95.02	Inf	-Inf	31.87	3	Horizontal	301	1.00	-	63.15	27.47	4.40	-
PK	2.3788G	58.59	74.00	-15.41	31.72	3	Horizontal	301	1.00	-	26.87	27.36	4.36	-
PK	2.4142G	104.63	Inf	-Inf	31.86	3	Horizontal	301	1.00	-	72.77	27.46	4.40	-

802.11ax HEW20_Nss1,(MCS0)_2TX

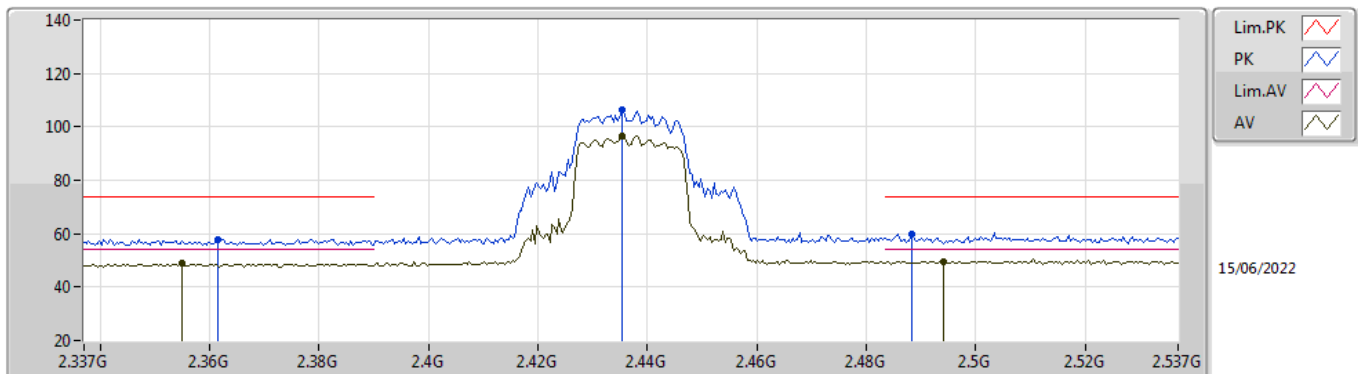
2437MHz_TX



Type	Freq (Hz)	Level (dBuV/m)	Limit (dBuV/m)	Margin (dB)	Factor (dB)	Dist (m)	Condition	Azimuth (°)	Height (m)	Comment	Raw (dBuV)	AF (dB)	CL (dB)	PA (dB)
AV	2.3822G	50.58	54.00	-3.42	31.72	3	Vertical	295	1.09	-	18.86	27.36	4.36	-
AV	2.435G	110.04	Inf	-Inf	31.97	3	Vertical	295	1.09	-	78.07	27.54	4.43	-
AV	2.4886G	51.13	54.00	-2.87	32.34	3	Vertical	295	1.09	-	18.79	27.83	4.51	-
PK	2.3882G	60.24	74.00	-13.76	31.75	3	Vertical	295	1.09	-	28.49	27.38	4.37	-
PK	2.435G	118.93	Inf	-Inf	31.97	3	Vertical	295	1.09	-	86.96	27.54	4.43	-
PK	2.4902G	61.18	74.00	-12.82	32.35	3	Vertical	295	1.09	-	28.83	27.84	4.51	-

802.11ax HEW20_Nss1,(MCS0)_2TX

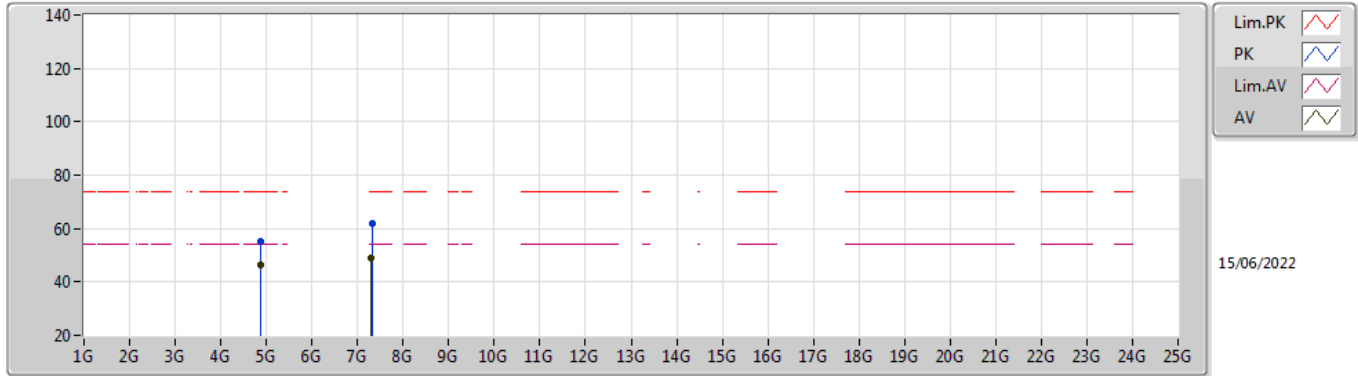
2437MHz_TX



Type	Freq (Hz)	Level (dBuV/m)	Limit (dBuV/m)	Margin (dB)	Factor (dB)	Dist (m)	Condition	Azimuth (°)	Height (m)	Comment	Raw (dBuV)	AF (dB)	CL (dB)	PA (dB)
AV	2.355G	49.16	54.00	-4.84	31.64	3	Horizontal	297	1.28	-	17.52	27.31	4.33	-
AV	2.4354G	96.51	Inf	-Inf	31.97	3	Horizontal	297	1.28	-	64.54	27.54	4.43	-
AV	2.4942G	49.72	54.00	-4.28	32.39	3	Horizontal	297	1.28	-	17.33	27.87	4.52	-
PK	2.3614G	57.89	74.00	-16.11	31.66	3	Horizontal	297	1.28	-	26.23	27.32	4.34	-
PK	2.4354G	106.15	Inf	-Inf	31.97	3	Horizontal	297	1.28	-	74.18	27.54	4.43	-
PK	2.4882G	59.64	74.00	-14.36	32.34	3	Horizontal	297	1.28	-	27.30	27.83	4.51	-

802.11ax HEW20_Nss1,(MCS0)_2TX

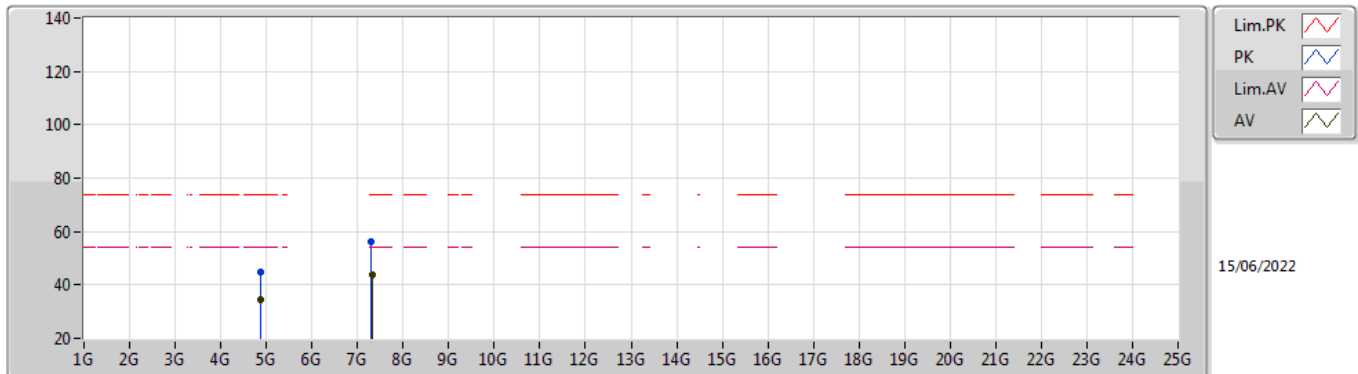
2437MHz_TX



Type	Freq (Hz)	Level (dBuV/m)	Limit (dBuV/m)	Margin (dB)	Factor (dB)	Dist (m)	Condition	Azimuth (°)	Height (m)	Comment	Raw (dBuV)	AF (dB)	CL (dB)	PA (dB)
AV	4.87316G	46.29	54.00	-7.71	4.61	3	Vertical	193	1.50	-	41.68	32.75	6.30	34.44
AV	7.30872G	48.79	54.00	-5.21	10.06	3	Vertical	94	1.06	-	38.73	36.73	8.14	34.81
PK	4.86824G	55.26	74.00	-18.74	4.60	3	Vertical	193	1.50	-	50.66	32.74	6.30	34.44
PK	7.31316G	62.01	74.00	-11.99	10.08	3	Vertical	94	1.06	-	51.93	36.75	8.14	34.81

802.11ax HEW20_Nss1,(MCS0)_2TX

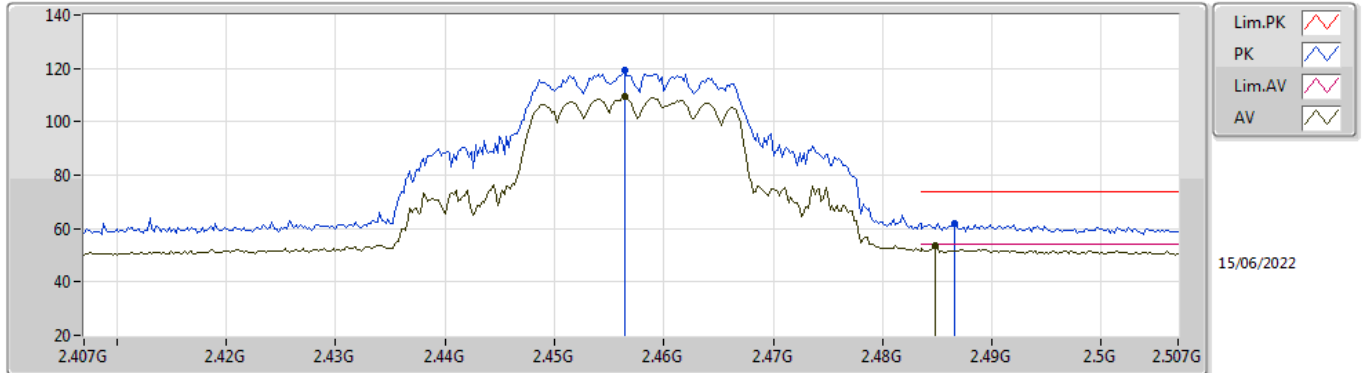
2437MHz_TX



Type	Freq (Hz)	Level (dBuV/m)	Limit (dBuV/m)	Margin (dB)	Factor (dB)	Dist (m)	Condition	Azimuth (°)	Height (m)	Comment	Raw (dBuV)	AF (dB)	CL (dB)	PA (dB)
AV	4.86212G	34.33	54.00	-19.67	4.58	3	Horizontal	0	1.50	-	29.75	32.72	6.30	34.44
AV	7.31592G	43.78	54.00	-10.22	10.09	3	Horizontal	133	2.68	-	33.69	36.76	8.14	34.81
PK	4.86956G	44.59	74.00	-29.41	4.60	3	Horizontal	0	1.50	-	39.99	32.74	6.30	34.44
PK	7.30368G	56.20	74.00	-17.80	10.04	3	Horizontal	133	2.68	-	46.16	36.71	8.14	34.81

802.11ax HEW20_Nss1,(MCS0)_2TX

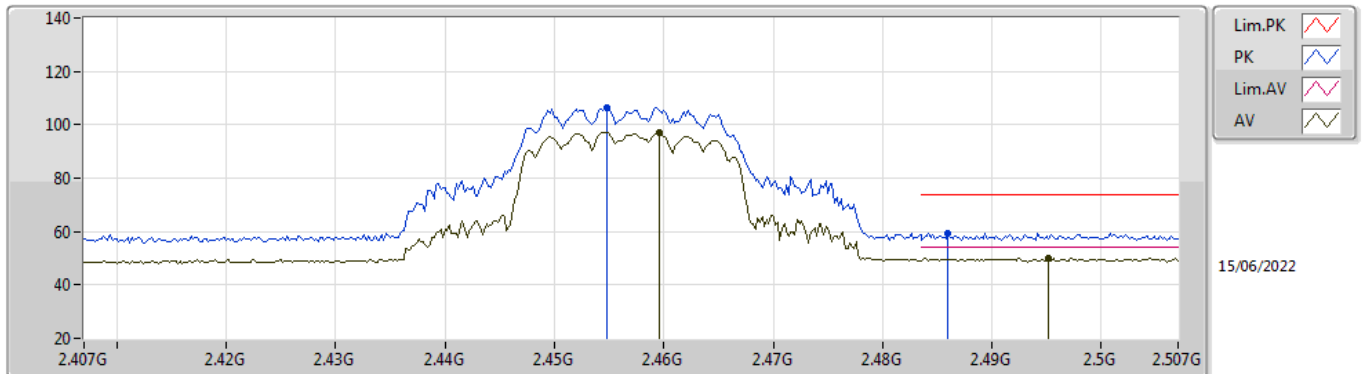
2457MHz_TX



Type	Freq (Hz)	Level (dBuV/m)	Limit (dBuV/m)	Margin (dB)	Factor (dB)	Dist (m)	Condition	Azimuth (°)	Height (m)	Comment	Raw (dBuV)	AF (dB)	CL (dB)	PA (dB)
AV	2.4564G	109.28	Inf	-Inf	32.10	3	Vertical	293	1.37	-	77.18	27.64	4.46	-
AV	2.4848G	53.45	54.00	-0.55	32.31	3	Vertical	293	1.37	-	21.14	27.81	4.50	-
PK	2.4564G	119.18	Inf	-Inf	32.10	3	Vertical	293	1.37	-	87.08	27.64	4.46	-
PK	2.4866G	62.07	74.00	-11.93	32.33	3	Vertical	293	1.37	-	29.74	27.82	4.51	-

802.11ax HEW20_Nss1,(MCS0)_2TX

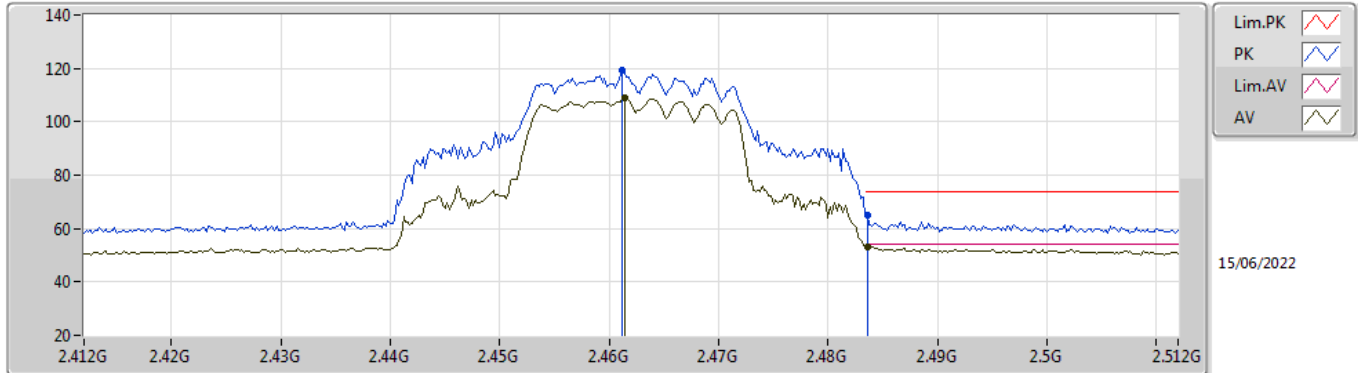
2457MHz_TX



Type	Freq (Hz)	Level (dBuV/m)	Limit (dBuV/m)	Margin (dB)	Factor (dB)	Dist (m)	Condition	Azimuth (°)	Height (m)	Comment	Raw (dBuV)	AF (dB)	CL (dB)	PA (dB)
AV	2.4596G	97.21	Inf	-Inf	32.13	3	Horizontal	287	2.68	-	65.08	27.66	4.47	-
AV	2.4952G	50.10	54.00	-3.90	32.39	3	Horizontal	287	2.68	-	17.71	27.87	4.52	-
PK	2.4548G	106.52	Inf	-Inf	32.09	3	Horizontal	287	2.68	-	74.43	27.63	4.46	-
PK	2.486G	59.37	74.00	-14.63	32.32	3	Horizontal	287	2.68	-	27.05	27.82	4.50	-

802.11ax HEW20_Nss1,(MCS0)_2TX

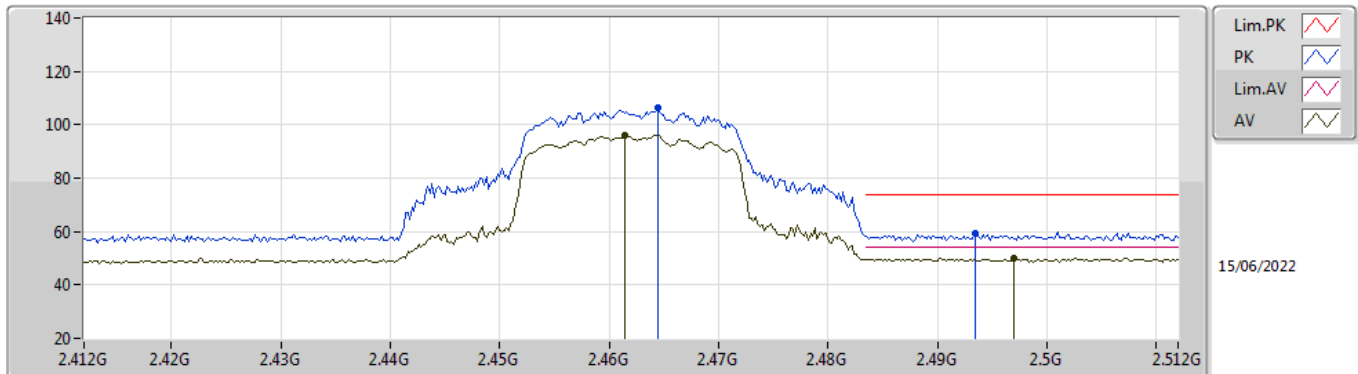
2462MHz_TX



Type	Freq (Hz)	Level (dBuV/m)	Limit (dBuV/m)	Margin (dB)	Factor (dB)	Dist (m)	Condition	Azimuth (°)	Height (m)	Comment	Raw (dBuV)	AF (dB)	CL (dB)	PA (dB)
AV	2.4614G	108.92	Inf	-Inf	32.14	3	Vertical	296	1.30	-	76.78	27.67	4.47	-
AV	2.4836G	53.04	54.00	-0.96	32.30	3	Vertical	296	1.30	-	20.74	27.80	4.50	-
PK	2.4612G	119.40	Inf	-Inf	32.14	3	Vertical	296	1.30	-	87.26	27.67	4.47	-
PK	2.4836G	65.08	74.00	-8.92	32.30	3	Vertical	296	1.30	-	32.78	27.80	4.50	-

802.11ax HEW20_Nss1,(MCS0)_2TX

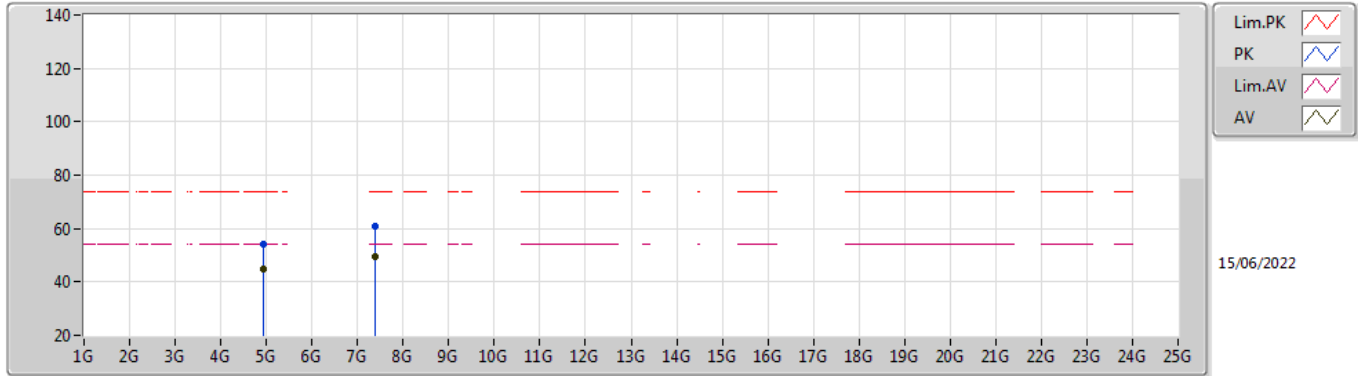
2462MHz_TX



Type	Freq (Hz)	Level (dBuV/m)	Limit (dBuV/m)	Margin (dB)	Factor (dB)	Dist (m)	Condition	Azimuth (°)	Height (m)	Comment	Raw (dBuV)	AF (dB)	CL (dB)	PA (dB)
AV	2.4614G	96.17	Inf	-Inf	32.14	3	Horizontal	290	1.02	-	64.03	27.67	4.47	-
AV	2.497G	50.10	54.00	-3.90	32.40	3	Horizontal	290	1.02	-	17.70	27.88	4.52	-
PK	2.4644G	106.31	Inf	-Inf	32.16	3	Horizontal	290	1.02	-	74.15	27.69	4.47	-
PK	2.4934G	59.54	74.00	-14.46	32.38	3	Horizontal	290	1.02	-	27.16	27.86	4.52	-

802.11ax HEW20_Nss1,(MCS0)_2TX

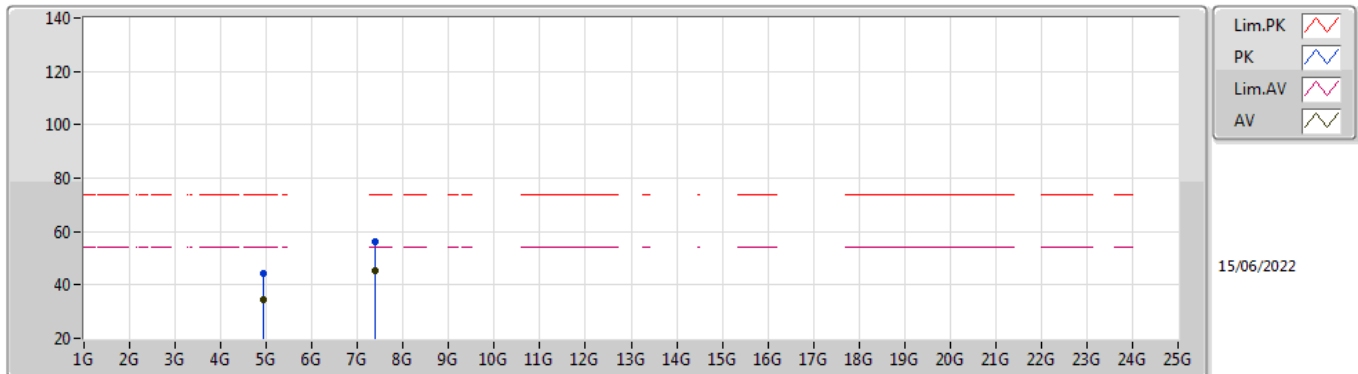
2462MHz_TX



Type	Freq (Hz)	Level (dBuV/m)	Limit (dBuV/m)	Margin (dB)	Factor (dB)	Dist (m)	Condition	Azimuth (°)	Height (m)	Comment	Raw (dBuV)	AF (dB)	CL (dB)	PA (dB)
AV	4.92544G	44.68	54.00	-9.32	4.85	3	Vertical	192	1.57	-	39.83	32.95	6.34	34.44
AV	7.38756G	49.41	54.00	-4.59	9.95	3	Vertical	84	3.00	-	39.46	36.67	8.11	34.83
PK	4.9252G	54.16	74.00	-19.84	4.85	3	Vertical	192	1.57	-	49.31	32.95	6.34	34.44
PK	7.3896G	60.62	74.00	-13.38	9.94	3	Vertical	84	3.00	-	50.68	36.66	8.11	34.83

802.11ax HEW20_Nss1,(MCS0)_2TX

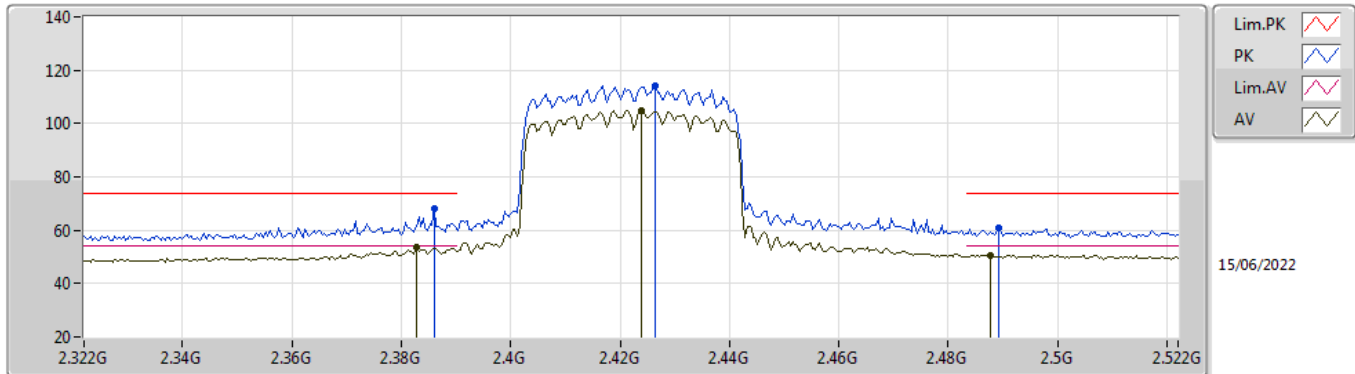
2462MHz_TX



Type	Freq (Hz)	Level (dBuV/m)	Limit (dBuV/m)	Margin (dB)	Factor (dB)	Dist (m)	Condition	Azimuth (°)	Height (m)	Comment	Raw (dBuV)	AF (dB)	CL (dB)	PA (dB)
AV	4.94704G	34.60	54.00	-19.40	4.99	3	Horizontal	0	1.11	-	29.61	33.08	6.35	34.44
AV	7.38792G	45.37	54.00	-8.63	9.95	3	Horizontal	19	2.14	-	35.42	36.67	8.11	34.83
PK	4.9276G	44.08	74.00	-29.92	4.87	3	Horizontal	0	1.11	-	39.21	32.97	6.34	34.44
PK	7.38768G	56.16	74.00	-17.84	9.95	3	Horizontal	19	2.14	-	46.21	36.67	8.11	34.83

802.11ax HEW40_Nss1,(MCS0)_2TX

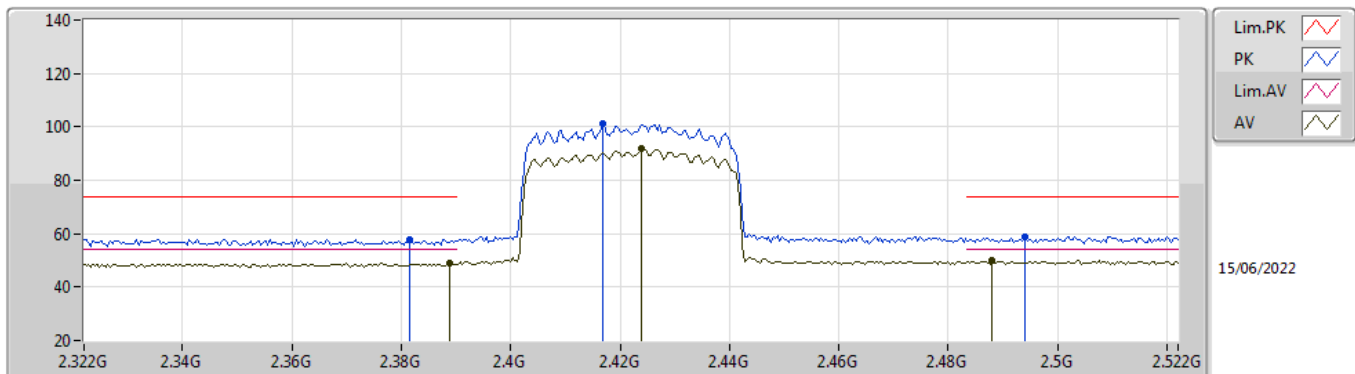
2422MHz_TX



Type	Freq (Hz)	Level (dBuV/m)	Limit (dBuV/m)	Margin (dB)	Factor (dB)	Dist (m)	Condition	Azimuth (°)	Height (m)	Comment	Raw (dBuV)	AF (dB)	CL (dB)	PA (dB)
AV	2.3828G	53.40	54.00	-0.60	31.73	3	Vertical	293	1.23	-	21.67	27.37	4.36	-
AV	2.424G	105.05	Inf	-Inf	31.91	3	Vertical	293	1.23	-	73.14	27.50	4.41	-
AV	2.4876G	50.62	54.00	-3.38	32.34	3	Vertical	293	1.23	-	18.28	27.83	4.51	-
PK	2.386G	67.91	74.00	-6.09	31.74	3	Vertical	293	1.23	-	36.17	27.37	4.37	-
PK	2.4264G	114.33	Inf	-Inf	31.93	3	Vertical	293	1.23	-	82.40	27.51	4.42	-
PK	2.4892G	61.08	74.00	-12.92	32.35	3	Vertical	293	1.23	-	28.73	27.84	4.51	-

802.11ax HEW40_Nss1,(MCS0)_2TX

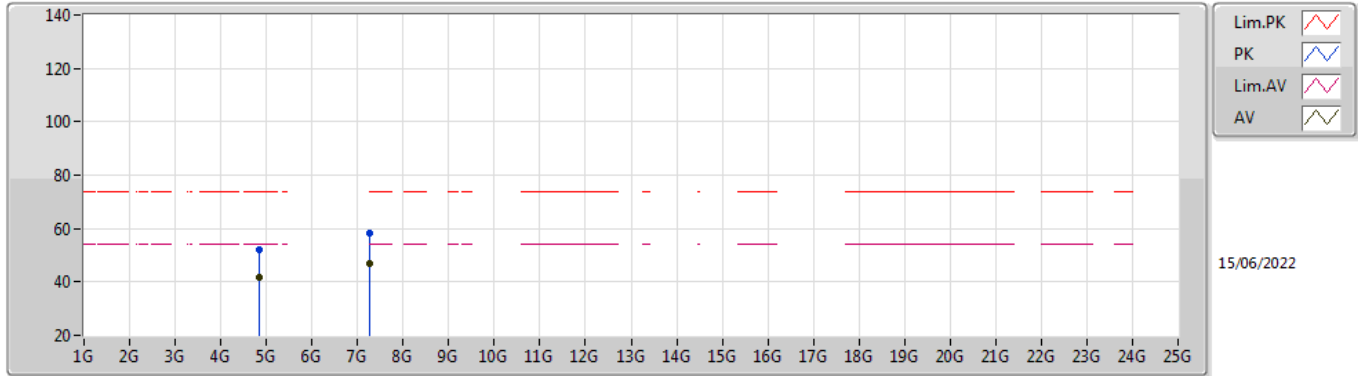
2422MHz_TX



Type	Freq (Hz)	Level (dBuV/m)	Limit (dBuV/m)	Margin (dB)	Factor (dB)	Dist (m)	Condition	Azimuth (°)	Height (m)	Comment	Raw (dBuV)	AF (dB)	CL (dB)	PA (dB)
AV	2.3888G	49.08	54.00	-4.92	31.75	3	Horizontal	298	1.25	-	17.33	27.38	4.37	-
AV	2.424G	91.75	Inf	-Inf	31.91	3	Horizontal	298	1.25	-	59.84	27.50	4.41	-
AV	2.488G	50.07	54.00	-3.93	32.34	3	Horizontal	298	1.25	-	17.73	27.83	4.51	-
PK	2.3816G	58.01	74.00	-15.99	31.72	3	Horizontal	298	1.25	-	26.29	27.36	4.36	-
PK	2.4168G	101.20	Inf	-Inf	31.87	3	Horizontal	298	1.25	-	69.33	27.47	4.40	-
PK	2.494G	58.74	74.00	-15.26	32.38	3	Horizontal	298	1.25	-	26.36	27.86	4.52	-

802.11ax HEW40_Nss1,(MCS0)_2TX

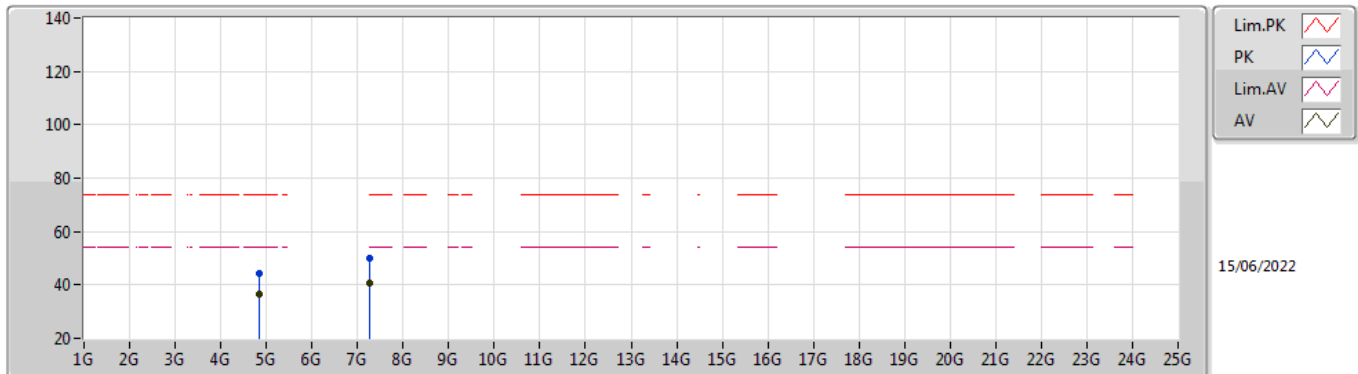
2422MHz_TX



Type	Freq (Hz)	Level (dBuV/m)	Limit (dBuV/m)	Margin (dB)	Factor (dB)	Dist (m)	Condition	Azimuth (°)	Height (m)	Comment	Raw (dBuV)	AF (dB)	CL (dB)	PA (dB)
AV	4.84304G	41.83	54.00	-12.17	4.51	3	Vertical	0	1.50	-	37.32	32.67	6.29	34.45
AV	7.269G	47.02	54.00	-6.98	10.18	3	Vertical	72	2.39	-	36.84	36.82	8.16	34.80
PK	4.84616G	51.86	74.00	-22.14	4.52	3	Vertical	0	1.50	-	47.34	32.68	6.29	34.45
PK	7.26936G	58.47	74.00	-15.53	10.18	3	Vertical	72	2.39	-	48.29	36.82	8.16	34.80

802.11ax HEW40_Nss1,(MCS0)_2TX

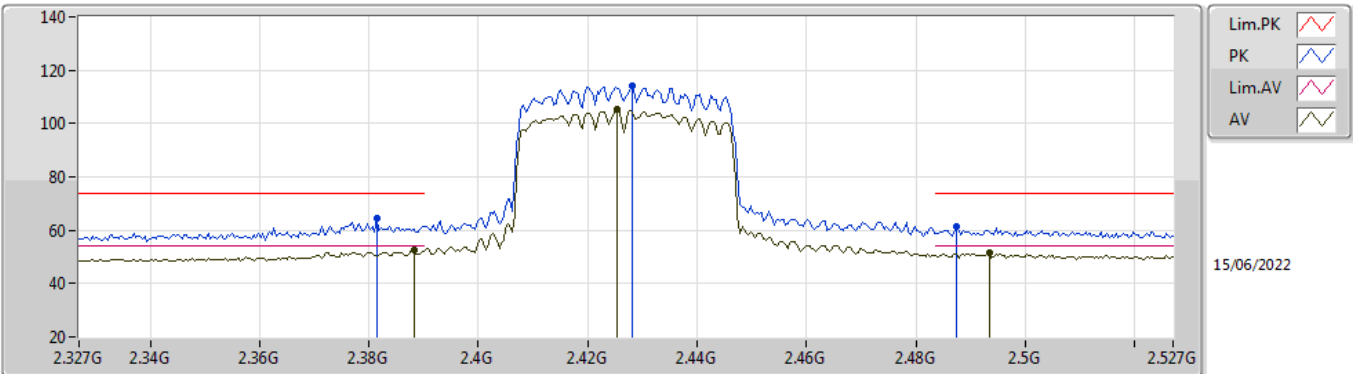
2422MHz_TX



Type	Freq (Hz)	Level (dBuV/m)	Limit (dBuV/m)	Margin (dB)	Factor (dB)	Dist (m)	Condition	Azimuth (°)	Height (m)	Comment	Raw (dBuV)	AF (dB)	CL (dB)	PA (dB)
AV	4.84376G	36.60	54.00	-17.40	4.52	3	Horizontal	190	1.58	-	32.08	32.68	6.29	34.45
AV	7.25424G	40.78	54.00	-13.22	10.25	3	Horizontal	246	1.08	-	30.53	36.88	8.16	34.79
PK	4.83236G	44.27	74.00	-29.73	4.46	3	Horizontal	190	1.58	-	39.81	32.63	6.28	34.45
PK	7.26816G	49.79	74.00	-24.21	10.19	3	Horizontal	246	1.08	-	39.60	36.83	8.16	34.80

802.11ax HEW40_Nss1,(MCS0)_2TX

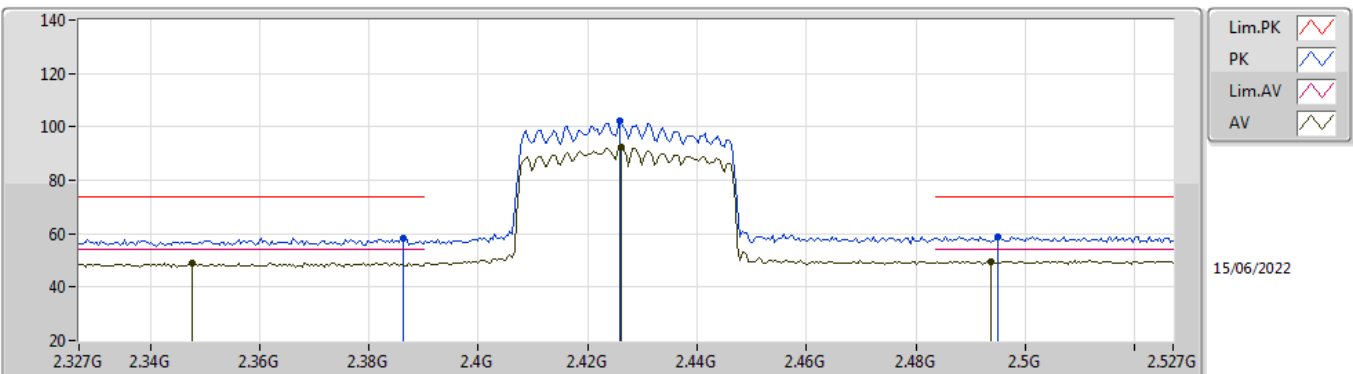
2427MHz_TX



Type	Freq	Level	Limit	Margin	Factor	Dist	Condition	Azimuth	Height	Comment	Raw	AF	CL	PA
	(Hz)	(dBuV/m)	(dBuV/m)	(dB)	(dB)	(m)		(°)	(m)		(dBuV)	(dB)	(dB)	(dB)
AV	2.3882G	52.47	54.00	-1.53	31.75	3	Vertical	297	1.28	-	20.72	27.38	4.37	-
AV	2.4254G	105.29	Inf	-Inf	31.92	3	Vertical	297	1.28	-	73.37	27.50	4.42	-
AV	2.4934G	51.32	54.00	-2.68	32.38	3	Vertical	297	1.28	-	18.94	27.86	4.52	-
PK	2.3814G	64.23	74.00	-9.77	31.72	3	Vertical	297	1.28	-	32.51	27.36	4.36	-
PK	2.4282G	113.96	Inf	-Inf	31.93	3	Vertical	297	1.28	-	82.03	27.51	4.42	-
PK	2.4874G	61.43	74.00	-12.57	32.33	3	Vertical	297	1.28	-	29.10	27.82	4.51	-

802.11ax HEW40_Nss1,(MCS0)_2TX

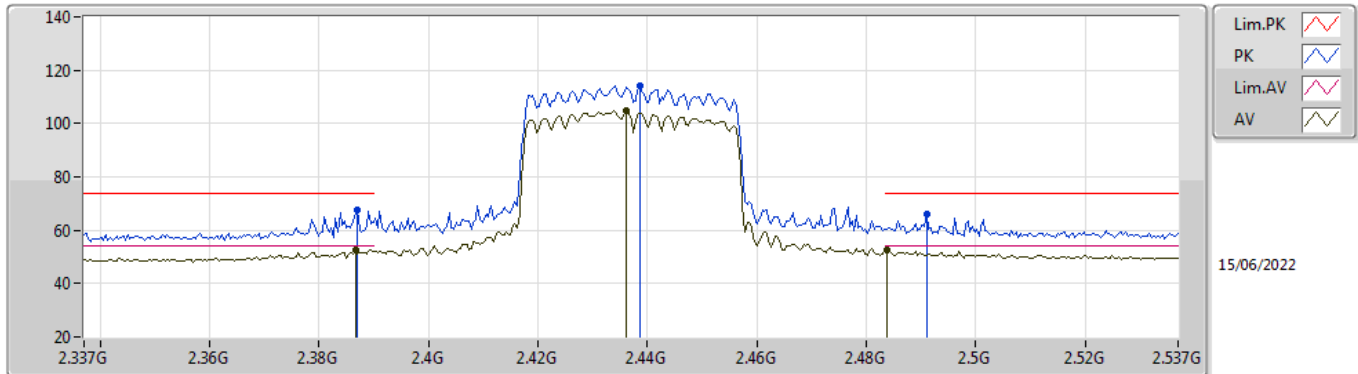
2427MHz_TX



Type	Freq	Level	Limit	Margin	Factor	Dist	Condition	Azimuth	Height	Comment	Raw	AF	CL	PA
	(Hz)	(dBuV/m)	(dBuV/m)	(dB)	(dB)	(m)		(°)	(m)		(dBuV)	(dB)	(dB)	(dB)
AV	2.3478G	49.19	54.00	-4.81	31.62	3	Horizontal	64	2.69	-	17.57	27.29	4.33	-
AV	2.4262G	92.53	Inf	-Inf	31.92	3	Horizontal	64	2.69	-	60.61	27.50	4.42	-
AV	2.4938G	49.71	54.00	-4.29	32.38	3	Horizontal	64	2.69	-	17.33	27.86	4.52	-
PK	2.3862G	58.50	74.00	-15.50	31.74	3	Horizontal	64	2.69	-	26.76	27.37	4.37	-
PK	2.4258G	102.21	Inf	-Inf	31.92	3	Horizontal	64	2.69	-	70.29	27.50	4.42	-
PK	2.495G	58.95	74.00	-15.05	32.39	3	Horizontal	64	2.69	-	26.56	27.87	4.52	-

802.11ax HEW40_Nss1,(MCS0)_2TX

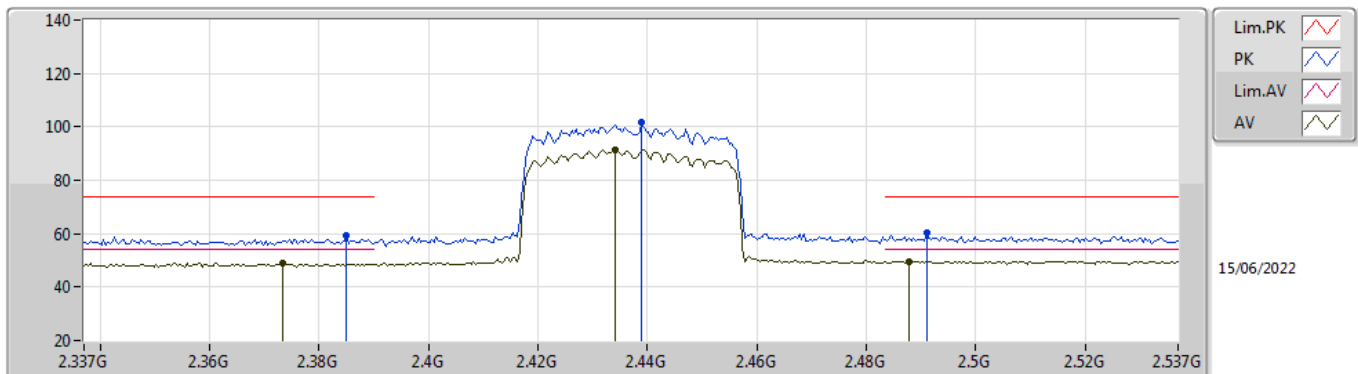
2437MHz_TX



Type	Freq	Level	Limit	Margin	Factor	Dist	Condition	Azimuth	Height	Comment	Raw	AF	CL	PA
	(Hz)	(dBuV/m)	(dBuV/m)	(dB)	(dB)	(m)		(°)	(m)		(dBuV)	(dB)	(dB)	(dB)
AV	2.3866G	52.83	54.00	-1.17	31.74	3	Vertical	277	1.21	-	21.09	27.37	4.37	-
AV	2.4362G	104.74	Inf	-Inf	31.97	3	Vertical	277	1.21	-	72.77	27.54	4.43	-
AV	2.4838G	52.35	54.00	-1.65	32.30	3	Vertical	277	1.21	-	20.05	27.80	4.50	-
PK	2.387G	67.59	74.00	-6.41	31.74	3	Vertical	277	1.21	-	35.85	27.37	4.37	-
PK	2.4386G	114.16	Inf	-Inf	31.99	3	Vertical	277	1.21	-	82.17	27.55	4.44	-
PK	2.491G	65.95	74.00	-8.05	32.36	3	Vertical	277	1.21	-	33.59	27.85	4.51	-

802.11ax HEW40_Nss1,(MCS0)_2TX

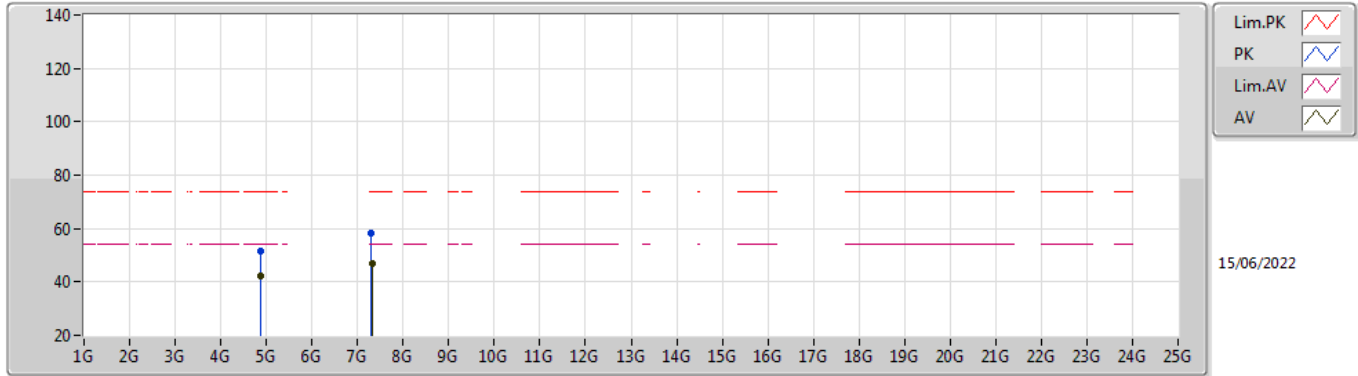
2437MHz_TX



Type	Freq	Level	Limit	Margin	Factor	Dist	Condition	Azimuth	Height	Comment	Raw	AF	CL	PA
	(Hz)	(dBuV/m)	(dBuV/m)	(dB)	(dB)	(m)		(°)	(m)		(dBuV)	(dB)	(dB)	(dB)
AV	2.3734G	49.01	54.00	-4.99	31.70	3	Horizontal	293	1.29	-	17.31	27.35	4.35	-
AV	2.4342G	91.48	Inf	-Inf	31.97	3	Horizontal	293	1.29	-	59.51	27.54	4.43	-
AV	2.4878G	49.69	54.00	-4.31	32.34	3	Horizontal	293	1.29	-	17.35	27.83	4.51	-
PK	2.385G	59.50	74.00	-14.50	31.73	3	Horizontal	293	1.29	-	27.77	27.37	4.36	-
PK	2.439G	101.51	Inf	-Inf	32.00	3	Horizontal	293	1.29	-	69.51	27.56	4.44	-
PK	2.491G	60.31	74.00	-13.69	32.36	3	Horizontal	293	1.29	-	27.95	27.85	4.51	-

802.11ax HEW40_Nss1,(MCS0)_2TX

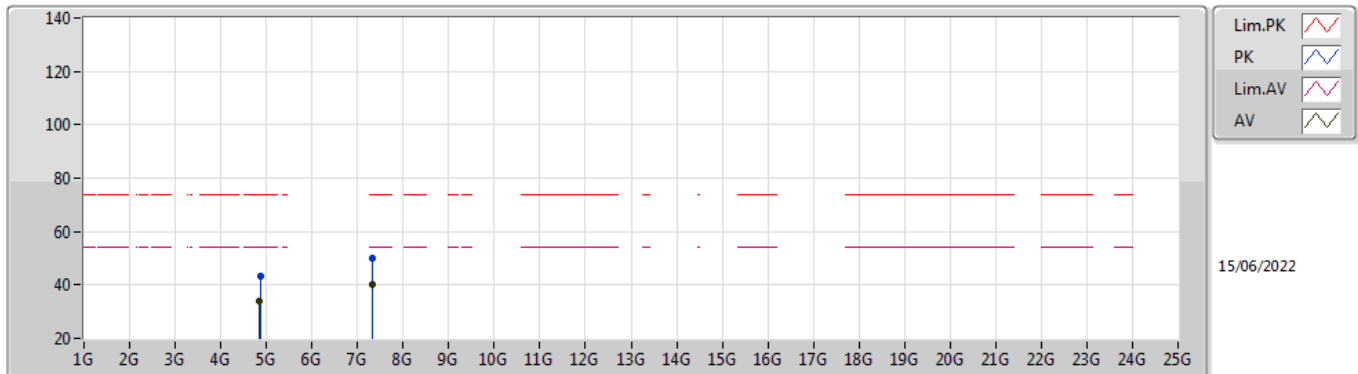
2437MHz_TX



Type	Freq (Hz)	Level (dBuV/m)	Limit (dBuV/m)	Margin (dB)	Factor (dB)	Dist (m)	Condition	Azimuth (°)	Height (m)	Comment	Raw (dBuV)	AF (dB)	CL (dB)	PA (dB)
AV	4.87364G	42.42	54.00	-11.58	4.61	3	Vertical	360	1.50	-	37.81	32.75	6.30	34.44
AV	7.3134G	47.14	54.00	-6.86	10.08	3	Vertical	74	2.61	-	37.06	36.75	8.14	34.81
PK	4.87904G	51.47	74.00	-22.53	4.63	3	Vertical	360	1.50	-	46.84	32.76	6.31	34.44
PK	7.30272G	58.18	74.00	-15.82	10.04	3	Vertical	74	2.61	-	48.14	36.71	8.14	34.81

802.11ax HEW40_Nss1,(MCS0)_2TX

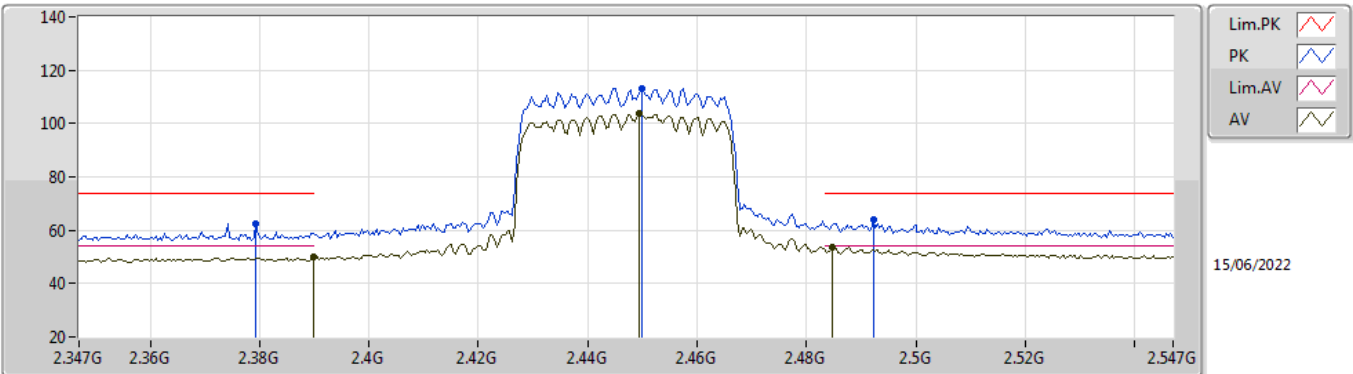
2437MHz_TX



Type	Freq (Hz)	Level (dBuV/m)	Limit (dBuV/m)	Margin (dB)	Factor (dB)	Dist (m)	Condition	Azimuth (°)	Height (m)	Comment	Raw (dBuV)	AF (dB)	CL (dB)	PA (dB)
AV	4.85564G	34.17	54.00	-19.83	4.56	3	Horizontal	122	1.58	-	29.61	32.71	6.29	34.44
AV	7.33248G	40.20	54.00	-13.80	10.14	3	Horizontal	15	2.71	-	30.06	36.83	8.13	34.82
PK	4.86404G	43.38	74.00	-30.62	4.59	3	Horizontal	122	1.58	-	38.79	32.73	6.30	34.44
PK	7.33044G	50.01	74.00	-23.99	10.13	3	Horizontal	15	2.71	-	39.88	36.82	8.13	34.82

802.11ax HEW40_Nss1,(MCS0)_2TX

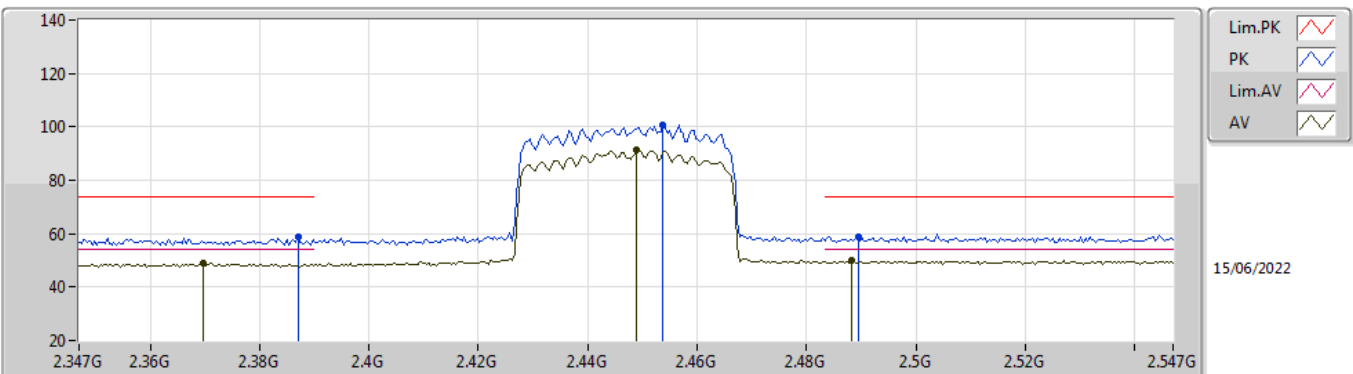
2447MHz_TX



Type	Freq	Level	Limit	Margin	Factor	Dist	Condition	Azimuth	Height	Comment	Raw	AF	CL	PA
	(Hz)	(dBuV/m)	(dBuV/m)	(dB)	(dB)	(m)		(°)	(m)		(dBuV)	(dB)	(dB)	(dB)
AV	2.3898G	50.15	54.00	-3.85	31.75	3	Vertical	29	1.39	-	18.40	27.38	4.37	-
AV	2.4494G	103.68	Inf	-Inf	32.05	3	Vertical	29	1.39	-	71.63	27.60	4.45	-
AV	2.4846G	53.82	54.00	-0.18	32.31	3	Vertical	29	1.39	-	21.51	27.81	4.50	-
PK	2.3794G	62.26	74.00	-11.74	31.72	3	Vertical	29	1.39	-	30.54	27.36	4.36	-
PK	2.4498G	113.04	Inf	-Inf	32.05	3	Vertical	29	1.39	-	80.99	27.60	4.45	-
PK	2.4922G	64.17	74.00	-9.83	32.36	3	Vertical	29	1.39	-	31.81	27.85	4.51	-

802.11ax HEW40_Nss1,(MCS0)_2TX

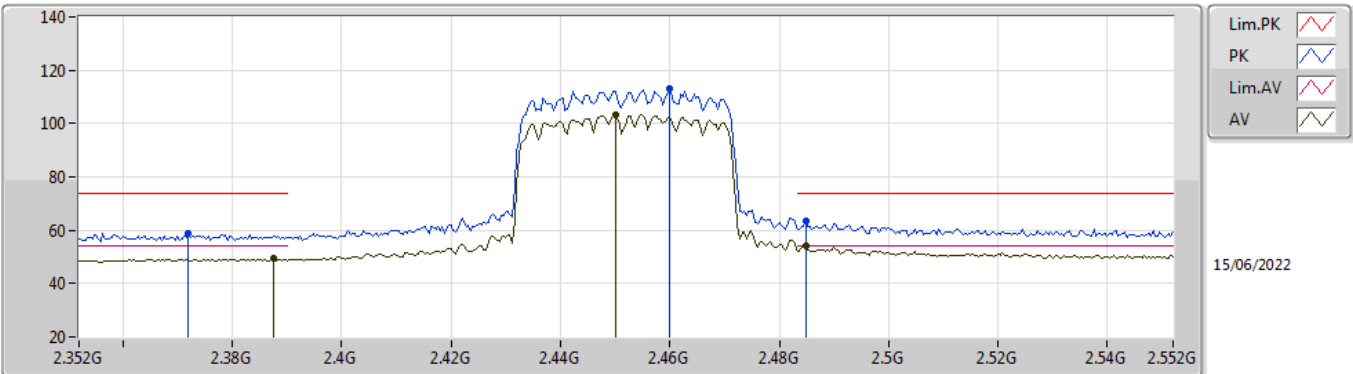
2447MHz_TX



Type	Freq	Level	Limit	Margin	Factor	Dist	Condition	Azimuth	Height	Comment	Raw	AF	CL	PA
	(Hz)	(dBuV/m)	(dBuV/m)	(dB)	(dB)	(m)		(°)	(m)		(dBuV)	(dB)	(dB)	(dB)
AV	2.3698G	48.81	54.00	-5.19	31.69	3	Horizontal	297	1.20	-	17.12	27.34	4.35	-
AV	2.449G	91.21	Inf	-Inf	32.05	3	Horizontal	297	1.20	-	59.16	27.60	4.45	-
AV	2.4882G	49.88	54.00	-4.12	32.34	3	Horizontal	297	1.20	-	17.54	27.83	4.51	-
PK	2.387G	58.57	74.00	-15.43	31.74	3	Horizontal	297	1.20	-	26.83	27.37	4.37	-
PK	2.4538G	100.93	Inf	-Inf	32.08	3	Horizontal	297	1.20	-	68.85	27.62	4.46	-
PK	2.4894G	58.79	74.00	-15.21	32.35	3	Horizontal	297	1.20	-	26.44	27.84	4.51	-

802.11ax HEW40_Nss1,(MCS0)_2TX

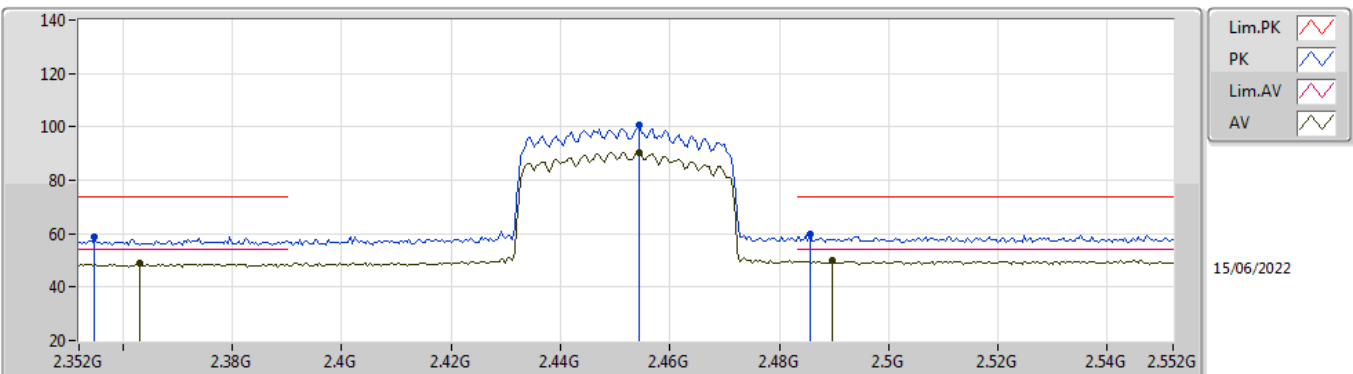
2452MHz_TX



Type	Freq	Level	Limit	Margin	Factor	Dist	Condition	Azimuth	Height	Comment	Raw	AF	CL	PA
	(Hz)	(dBuV/m)	(dBuV/m)	(dB)	(dB)	(m)		(°)	(m)		(dBuV)	(dB)	(dB)	(dB)
AV	2.3876G	49.26	54.00	-4.74	31.75	3	Vertical	31	1.34	-	17.51	27.38	4.37	-
AV	2.45G	103.27	Inf	-Inf	32.05	3	Vertical	31	1.34	-	71.22	27.60	4.45	-
AV	2.4848G	53.94	54.00	-0.06	32.31	3	Vertical	31	1.34	-	21.63	27.81	4.50	-
PK	2.372G	59.05	74.00	-14.95	31.69	3	Vertical	31	1.34	-	27.36	27.34	4.35	-
PK	2.46G	113.34	Inf	-Inf	32.13	3	Vertical	31	1.34	-	81.21	27.66	4.47	-
PK	2.4848G	63.24	74.00	-10.76	32.31	3	Vertical	31	1.34	-	30.93	27.81	4.50	-

802.11ax HEW40_Nss1,(MCS0)_2TX

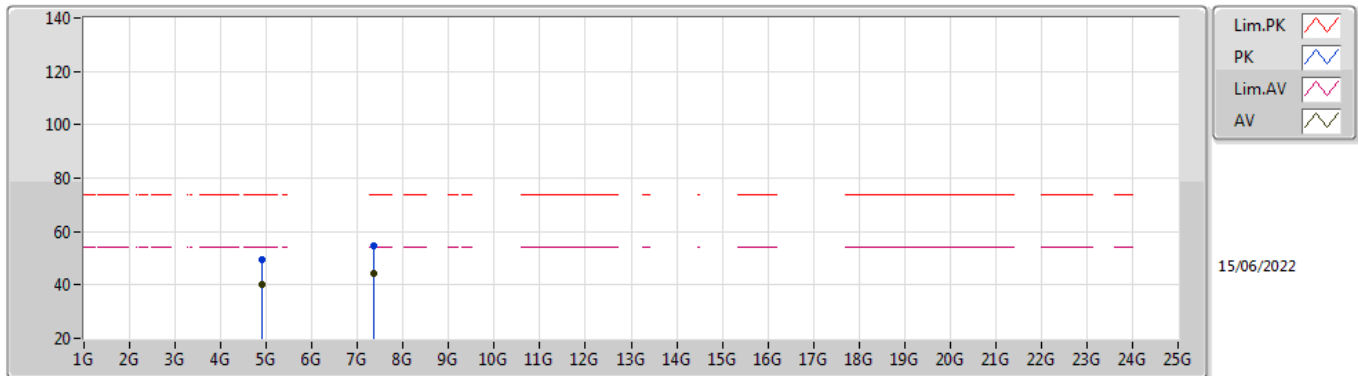
2452MHz_TX



Type	Freq	Level	Limit	Margin	Factor	Dist	Condition	Azimuth	Height	Comment	Raw	AF	CL	PA
	(Hz)	(dBuV/m)	(dBuV/m)	(dB)	(dB)	(m)		(°)	(m)		(dBuV)	(dB)	(dB)	(dB)
AV	2.3632G	48.79	54.00	-5.21	31.67	3	Horizontal	298	1.21	-	17.12	27.33	4.34	-
AV	2.4544G	90.48	Inf	-Inf	32.09	3	Horizontal	298	1.21	-	58.39	27.63	4.46	-
AV	2.4896G	49.88	54.00	-4.12	32.35	3	Horizontal	298	1.21	-	17.53	27.84	4.51	-
PK	2.3548G	58.91	74.00	-15.09	31.64	3	Horizontal	298	1.21	-	27.27	27.31	4.33	-
PK	2.4544G	100.44	Inf	-Inf	32.09	3	Horizontal	298	1.21	-	68.35	27.63	4.46	-
PK	2.4856G	59.86	74.00	-14.14	32.31	3	Horizontal	298	1.21	-	27.55	27.81	4.50	-

802.11ax HEW40_Nss1,(MCS0)_2TX

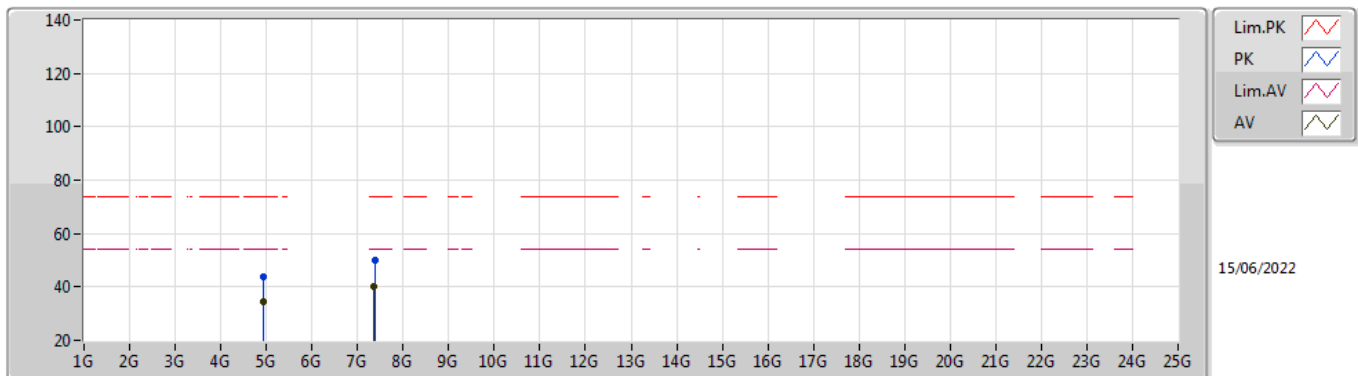
2452MHz_TX



Type	Freq (Hz)	Level (dBuV/m)	Limit (dBuV/m)	Margin (dB)	Factor (dB)	Dist (m)	Condition	Azimuth (°)	Height (m)	Comment	Raw (dBuV)	AF (dB)	CL (dB)	PA (dB)
AV	4.90292G	40.24	54.00	-13.76	4.70	3	Vertical	360	1.50	-	35.54	32.82	6.32	34.44
AV	7.34844G	44.31	54.00	-9.69	10.20	3	Vertical	68	2.18	-	34.11	36.89	8.13	34.82
PK	4.9064G	49.41	74.00	-24.59	4.72	3	Vertical	360	1.50	-	44.69	32.84	6.32	34.44
PK	7.36212G	54.60	74.00	-19.40	10.12	3	Vertical	68	2.18	-	44.48	36.83	8.12	34.83

802.11ax HEW40_Nss1,(MCS0)_2TX

2452MHz_TX



Type	Freq (Hz)	Level (dBuV/m)	Limit (dBuV/m)	Margin (dB)	Factor (dB)	Dist (m)	Condition	Azimuth (°)	Height (m)	Comment	Raw (dBuV)	AF (dB)	CL (dB)	PA (dB)
AV	4.92116G	34.45	54.00	-19.55	4.82	3	Horizontal	22	2.43	-	29.63	32.93	6.33	34.44
AV	7.3698G	40.08	54.00	-13.92	10.07	3	Horizontal	199	1.33	-	30.01	36.78	8.12	34.83
PK	4.93388G	43.59	74.00	-30.41	4.90	3	Horizontal	22	2.43	-	38.69	33.00	6.34	34.44
PK	7.371G	50.06	74.00	-23.94	10.06	3	Horizontal	199	1.33	-	40.00	36.77	8.12	34.83



Summary

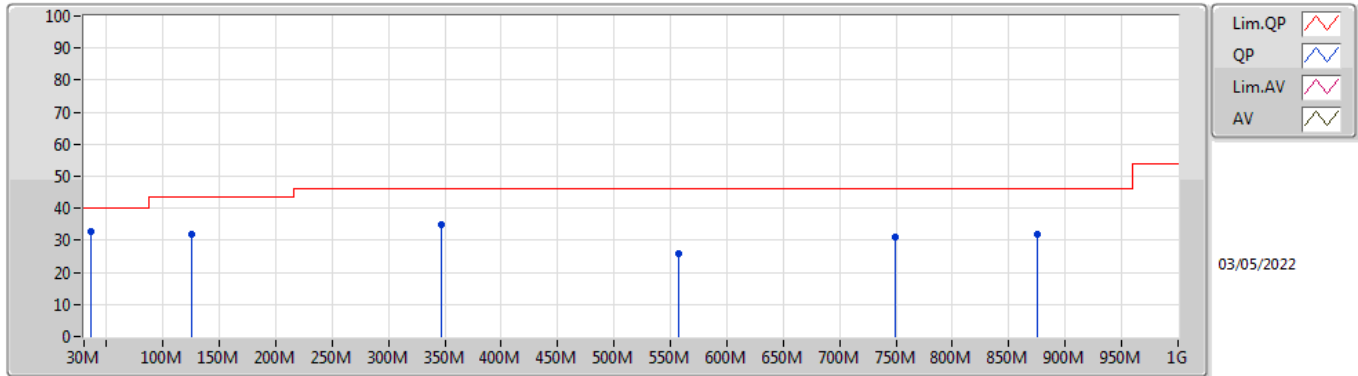
Mode	Result	Type	Freq (Hz)	Level (dBuV/m)	Limit (dBuV/m)	Margin (dB)	Dist (m)	Condition	Azimuth (°)	Height (m)	Comments
2.4-2.4835GHz	-	-	-	-	-	-	-	-	-	-	-
802.11ax HEW40_Nss1,(MCS0)_2TX	Pass	PK	35.82M	32.86	40.00	-7.14	3	Vertical	360	1.00	-

Result

Mode	Result	Type	Freq (Hz)	Level (dBuV/m)	Limit (dBuV/m)	Margin (dB)	Dist (m)	Condition	Azimuth (°)	Height (m)	Comments
802.11ax HEW40_Nss1,(MCS0)_2TX	-	-	-	-	-	-	-	-	-	-	-
2437MHz	Pass	PK	35.82M	32.86	40.00	-7.14	3	Vertical	360	1.00	-
2437MHz	Pass	PK	125.06M	31.85	43.50	-11.65	3	Vertical	360	1.00	-
2437MHz	Pass	PK	346.22M	34.83	46.00	-11.17	3	Vertical	360	1.00	-
2437MHz	Pass	PK	557.68M	25.97	46.00	-20.03	3	Vertical	360	1.00	-
2437MHz	Pass	PK	749.74M	31.05	46.00	-14.95	3	Vertical	360	1.00	-
2437MHz	Pass	PK	875.84M	31.73	46.00	-14.27	3	Vertical	360	1.00	-
2437MHz	Pass	PK	125.06M	32.32	43.50	-11.18	3	Horizontal	0	1.00	-
2437MHz	Pass	PK	169.68M	33.80	43.50	-9.70	3	Horizontal	0	1.00	-
2437MHz	Pass	PK	255.04M	38.74	46.00	-7.26	3	Horizontal	0	1.00	-
2437MHz	Pass	PK	499.48M	34.14	46.00	-11.86	3	Horizontal	0	1.00	-
2437MHz	Pass	PK	701.24M	30.43	46.00	-15.57	3	Horizontal	0	1.00	-
2437MHz	Pass	PK	875.84M	35.62	46.00	-10.38	3	Horizontal	0	1.00	-

802.11ax HEW40_Nss1,(MCS0)_2TX

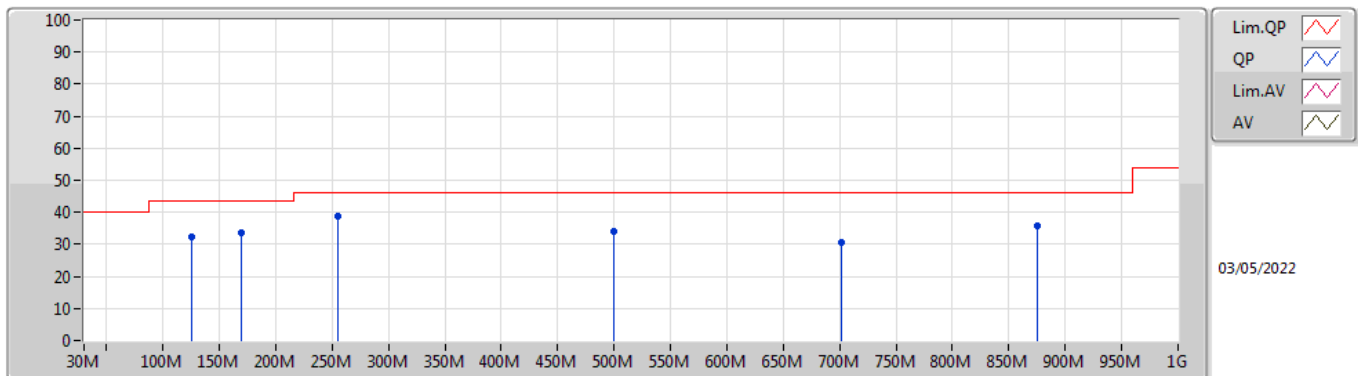
2437MHz_Test fixture



Type	Freq (Hz)	Level (dBuV/m)	Limit (dBuV/m)	Margin (dB)	Factor (dB)	Dist (m)	Condition	Azimuth (°)	Height (m)	Comment	Raw (dBuV)	AF (dB)	CL (dB)	PA (dB)
PK	35.82M	32.86	40.00	-7.14	-6.24	3	Vertical	360	1.00	-	39.10	20.32	0.96	27.52
PK	125.06M	31.85	43.50	-11.65	-8.12	3	Vertical	360	1.00	-	39.97	17.30	1.84	27.26
PK	346.22M	34.83	46.00	-11.17	-4.44	3	Vertical	360	1.00	-	39.27	19.28	3.12	26.84
PK	557.68M	25.97	46.00	-20.03	0.21	3	Vertical	360	1.00	-	25.76	24.18	4.01	27.98
PK	749.74M	31.05	46.00	-14.95	2.08	3	Vertical	360	1.00	-	28.97	25.09	4.73	27.74
PK	875.84M	31.73	46.00	-14.27	3.40	3	Vertical	360	1.00	-	28.33	25.75	5.18	27.53

802.11ax HEW40_Nss1,(MCS0)_2TX

2437MHz_Test fixture



Type	Freq (Hz)	Level (dBuV/m)	Limit (dBuV/m)	Margin (dB)	Factor (dB)	Dist (m)	Condition	Azimuth (°)	Height (m)	Comment	Raw (dBuV)	AF (dB)	CL (dB)	PA (dB)
PK	125.06M	32.32	43.50	-11.18	-8.12	3	Horizontal	0	1.00	-	40.44	17.30	1.84	27.26
PK	169.68M	33.80	43.50	-9.70	-10.18	3	Horizontal	0	1.00	-	43.98	14.72	2.15	27.05
PK	255.04M	38.74	46.00	-7.26	-5.89	3	Horizontal	0	1.00	-	44.63	18.12	2.66	26.67
PK	499.48M	34.14	46.00	-11.86	-1.28	3	Horizontal	0	1.00	-	35.42	22.68	3.81	27.77
PK	701.24M	30.43	46.00	-15.57	0.82	3	Horizontal	0	1.00	-	29.61	24.14	4.56	27.88
PK	875.84M	35.62	46.00	-10.38	3.40	3	Horizontal	0	1.00	-	32.22	25.75	5.18	27.53

**Summary**

Mode	Result	Type	Freq (Hz)	Level (dBuV/m)	Limit (dBuV/m)	Margin (dB)	Dist (m)	Condition	Azimuth (°)	Height (m)	Comments
2.4-2.4835GHz	-	-	-	-	-	-	-	-	-	-	-
802.11b_Nss1,(1Mbps)_2TX	Pass	AV	7.31176G	53.76	54.00	-0.24	3	Vertical	110	3.00	-
802.11g_Nss1,(6Mbps)_2TX	Pass	AV	7.312G	53.84	54.00	-0.16	3	Vertical	134	2.81	-
802.11ax HEW20_Nss1,(MCS0)_2TX	Pass	AV	2.4858G	53.69	54.00	-0.31	3	Horizontal	271	1.17	-
802.11ax HEW40_Nss1,(MCS0)_2TX	Pass	AV	2.4942G	53.37	54.00	-0.63	3	Horizontal	318	1.21	-

Result

Mode	Result	Type	Freq (Hz)	Level (dBuV/m)	Limit (dBuV/m)	Margin (dB)	Dist (m)	Condition	Azimuth (°)	Height (m)	Comments
802.11b_Nss1,(1Mbps)_2TX	-	-	-	-	-	-	-	-	-	-	-
2412MHz	Pass	AV	2.39G	46.21	54.00	-7.79	3	Vertical	360	2.91	-
2412MHz	Pass	AV	2.4112G	104.49	Inf	-Inf	3	Vertical	360	2.91	-
2412MHz	Pass	PK	2.3762G	58.40	74.00	-15.60	3	Vertical	360	2.91	-
2412MHz	Pass	PK	2.4128G	106.86	Inf	-Inf	3	Vertical	360	2.91	-
2412MHz	Pass	AV	2.3886G	46.46	54.00	-7.54	3	Horizontal	273	1.57	-
2412MHz	Pass	AV	2.4112G	106.61	Inf	-Inf	3	Horizontal	273	1.57	-
2412MHz	Pass	PK	2.3778G	59.20	74.00	-14.80	3	Horizontal	273	1.57	-
2412MHz	Pass	PK	2.411G	109.04	Inf	-Inf	3	Horizontal	273	1.57	-
2412MHz	Pass	AV	4.824G	45.79	54.00	-8.21	3	Vertical	160	2.50	-
2412MHz	Pass	PK	4.82396G	49.82	74.00	-24.18	3	Vertical	160	2.50	-
2412MHz	Pass	AV	4.824G	53.14	54.00	-0.86	3	Horizontal	85	1.15	-
2412MHz	Pass	PK	4.824G	55.67	74.00	-18.33	3	Horizontal	85	1.15	-
2417MHz	Pass	AV	2.3898G	46.20	54.00	-7.80	3	Vertical	148	2.58	-
2417MHz	Pass	AV	2.4162G	97.65	Inf	-Inf	3	Vertical	148	2.58	-
2417MHz	Pass	PK	2.377G	58.27	74.00	-15.73	3	Vertical	148	2.58	-
2417MHz	Pass	PK	2.416G	100.06	Inf	-Inf	3	Vertical	148	2.58	-
2417MHz	Pass	AV	2.3826G	46.41	54.00	-7.59	3	Horizontal	316	1.06	-
2417MHz	Pass	AV	2.4178G	107.63	Inf	-Inf	3	Horizontal	316	1.06	-
2417MHz	Pass	PK	2.3832G	58.22	74.00	-15.78	3	Horizontal	316	1.06	-
2417MHz	Pass	PK	2.4178G	110.03	Inf	-Inf	3	Horizontal	316	1.06	-
2417MHz	Pass	AV	4.834G	43.36	54.00	-10.64	3	Vertical	160	3.00	-
2417MHz	Pass	AV	7.2518G	53.50	54.00	-0.50	3	Vertical	134	2.93	-
2417MHz	Pass	PK	4.834G	48.74	74.00	-25.26	3	Vertical	160	3.00	-
2417MHz	Pass	PK	7.25008G	58.51	74.00	-15.49	3	Vertical	134	2.93	-
2417MHz	Pass	AV	4.834G	49.87	54.00	-4.13	3	Horizontal	96	1.08	-
2417MHz	Pass	AV	7.25016G	48.24	54.00	-5.76	3	Horizontal	130	2.34	-
2417MHz	Pass	PK	4.834G	53.02	74.00	-20.98	3	Horizontal	96	1.08	-
2417MHz	Pass	PK	7.2518G	55.14	74.00	-18.86	3	Horizontal	130	2.34	-
2437MHz	Pass	AV	2.3898G	46.21	54.00	-7.79	3	Vertical	335	2.76	-
2437MHz	Pass	AV	2.4354G	101.95	Inf	-Inf	3	Vertical	335	2.76	-
2437MHz	Pass	AV	2.4998G	47.23	54.00	-6.77	3	Vertical	335	2.76	-
2437MHz	Pass	PK	2.385G	58.22	74.00	-15.78	3	Vertical	335	2.76	-
2437MHz	Pass	PK	2.4362G	104.35	Inf	-Inf	3	Vertical	335	2.76	-
2437MHz	Pass	PK	2.497G	59.86	74.00	-14.14	3	Vertical	335	2.76	-
2437MHz	Pass	AV	2.389G	46.46	54.00	-7.54	3	Horizontal	315	1.33	-
2437MHz	Pass	AV	2.4378G	109.33	Inf	-Inf	3	Horizontal	315	1.33	-
2437MHz	Pass	AV	2.4946G	47.48	54.00	-6.52	3	Horizontal	315	1.33	-
2437MHz	Pass	PK	2.3558G	58.54	74.00	-15.46	3	Horizontal	315	1.33	-
2437MHz	Pass	PK	2.4378G	111.71	Inf	-Inf	3	Horizontal	315	1.33	-
2437MHz	Pass	PK	2.4926G	59.27	74.00	-14.73	3	Horizontal	315	1.33	-
2437MHz	Pass	AV	4.87396G	45.66	54.00	-8.34	3	Vertical	160	3.00	-
2437MHz	Pass	AV	7.31176G	53.76	54.00	-0.24	3	Vertical	110	3.00	-
2437MHz	Pass	PK	4.87408G	49.79	74.00	-24.21	3	Vertical	160	3.00	-
2437MHz	Pass	PK	7.31072G	58.71	74.00	-15.29	3	Vertical	110	3.00	-
2437MHz	Pass	AV	4.874G	53.38	54.00	-0.62	3	Horizontal	82	1.11	-
2437MHz	Pass	AV	7.31028G	48.51	54.00	-5.49	3	Horizontal	332	2.98	-
2437MHz	Pass	PK	4.87408G	55.64	74.00	-18.36	3	Horizontal	82	1.11	-
2437MHz	Pass	PK	7.3114G	54.95	74.00	-19.05	3	Horizontal	332	2.98	-
2462MHz	Pass	AV	2.4628G	104.61	Inf	-Inf	3	Vertical	28	2.73	-
2462MHz	Pass	AV	2.5G	47.24	54.00	-6.76	3	Vertical	28	2.73	-
2462MHz	Pass	PK	2.4628G	107.04	Inf	-Inf	3	Vertical	28	2.73	-
2462MHz	Pass	PK	2.4914G	59.20	74.00	-14.80	3	Vertical	28	2.73	-
2462MHz	Pass	AV	2.4628G	110.93	Inf	-Inf	3	Horizontal	313	1.46	-
2462MHz	Pass	AV	2.4864G	48.18	54.00	-5.82	3	Horizontal	313	1.46	-
2462MHz	Pass	PK	2.4628G	113.33	Inf	-Inf	3	Horizontal	313	1.46	-
2462MHz	Pass	PK	2.487G	60.00	74.00	-14.00	3	Horizontal	313	1.46	-
2462MHz	Pass	AV	4.924G	46.35	54.00	-7.65	3	Vertical	165	2.98	-
2462MHz	Pass	AV	7.3852G	53.19	54.00	-0.81	3	Vertical	142	1.96	-
2462MHz	Pass	PK	4.92404G	50.31	74.00	-23.69	3	Vertical	165	2.98	-
2462MHz	Pass	PK	7.38504G	58.15	74.00	-15.85	3	Vertical	142	1.96	-

Mode	Result	Type	Freq (Hz)	Level (dBuV/m)	Limit (dBuV/m)	Margin (dB)	Dist (m)	Condition	Azimuth (°)	Height (m)	Comments
2462MHz	Pass	AV	4.924G	53.43	54.00	-0.57	3	Horizontal	91	1.28	-
2462MHz	Pass	AV	7.3852G	45.83	54.00	-8.17	3	Horizontal	329	3.00	-
2462MHz	Pass	PK	4.92392G	55.76	74.00	-18.24	3	Horizontal	91	1.28	-
2462MHz	Pass	PK	7.38652G	53.51	74.00	-20.49	3	Horizontal	329	3.00	-
802.11g_Nss1,(6Mbps)_2TX	-	-	-	-	-	-	-	-	-	-	-
2412MHz	Pass	AV	2.3898G	50.95	54.00	-3.05	3	Vertical	0	2.91	-
2412MHz	Pass	AV	2.4096G	104.02	Inf	-Inf	3	Vertical	0	2.91	-
2412MHz	Pass	PK	2.3896G	68.36	74.00	-5.64	3	Vertical	0	2.91	-
2412MHz	Pass	PK	2.4142G	113.10	Inf	-Inf	3	Vertical	0	2.91	-
2412MHz	Pass	AV	2.39G	51.54	54.00	-2.46	3	Horizontal	313	1.55	-
2412MHz	Pass	AV	2.4114G	108.19	Inf	-Inf	3	Horizontal	313	1.55	-
2412MHz	Pass	PK	2.3866G	69.99	74.00	-4.01	3	Horizontal	313	1.55	-
2412MHz	Pass	PK	2.4116G	116.86	Inf	-Inf	3	Horizontal	313	1.55	-
2412MHz	Pass	AV	4.82392G	41.19	54.00	-12.81	3	Vertical	159	3.00	-
2412MHz	Pass	PK	4.8188G	53.99	74.00	-20.01	3	Vertical	159	3.00	-
2412MHz	Pass	AV	4.82584G	49.69	54.00	-4.31	3	Horizontal	277	1.17	-
2412MHz	Pass	PK	4.82052G	63.15	74.00	-10.85	3	Horizontal	277	1.17	-
2437MHz	Pass	AV	2.3794G	47.14	54.00	-6.86	3	Vertical	357	2.77	-
2437MHz	Pass	AV	2.4346G	102.95	Inf	-Inf	3	Vertical	357	2.77	-
2437MHz	Pass	AV	2.489G	48.18	54.00	-5.82	3	Vertical	357	2.77	-
2437MHz	Pass	PK	2.3626G	58.86	74.00	-15.14	3	Vertical	357	2.77	-
2437MHz	Pass	PK	2.4394G	111.06	Inf	-Inf	3	Vertical	357	2.77	-
2437MHz	Pass	PK	2.4854G	58.83	74.00	-15.17	3	Vertical	357	2.77	-
2437MHz	Pass	AV	2.3766G	48.23	54.00	-5.77	3	Horizontal	315	1.00	-
2437MHz	Pass	AV	2.4366G	107.81	Inf	-Inf	3	Horizontal	315	1.00	-
2437MHz	Pass	AV	2.4874G	49.48	54.00	-4.52	3	Horizontal	315	1.00	-
2437MHz	Pass	PK	2.3794G	59.20	74.00	-14.80	3	Horizontal	315	1.00	-
2437MHz	Pass	PK	2.4362G	115.66	Inf	-Inf	3	Horizontal	315	1.00	-
2437MHz	Pass	PK	2.4978G	60.74	74.00	-13.26	3	Horizontal	315	1.00	-
2437MHz	Pass	AV	4.87384G	38.30	54.00	-15.70	3	Vertical	160	2.78	-
2437MHz	Pass	AV	7.312G	53.84	54.00	-0.16	3	Vertical	134	2.81	-
2437MHz	Pass	PK	4.87384G	50.71	74.00	-23.29	3	Vertical	160	2.78	-
2437MHz	Pass	PK	7.30916G	68.32	74.00	-5.68	3	Vertical	134	2.81	-
2437MHz	Pass	AV	4.87036G	46.12	54.00	-7.88	3	Horizontal	276	1.00	-
2437MHz	Pass	AV	7.3088G	50.08	54.00	-3.92	3	Horizontal	132	2.71	-
2437MHz	Pass	PK	4.87608G	58.70	74.00	-15.30	3	Horizontal	276	1.00	-
2437MHz	Pass	PK	7.30748G	64.09	74.00	-9.91	3	Horizontal	132	2.71	-
2462MHz	Pass	AV	2.4638G	95.08	Inf	-Inf	3	Vertical	256	2.73	-
2462MHz	Pass	AV	2.4848G	47.92	54.00	-6.08	3	Vertical	256	2.73	-
2462MHz	Pass	PK	2.463G	103.10	Inf	-Inf	3	Vertical	256	2.73	-
2462MHz	Pass	PK	2.4898G	58.89	74.00	-14.11	3	Vertical	256	2.73	-
2462MHz	Pass	AV	2.4642G	108.44	Inf	-Inf	3	Horizontal	313	1.46	-
2462MHz	Pass	AV	2.4838G	53.18	54.00	-0.82	3	Horizontal	313	1.46	-
2462MHz	Pass	PK	2.4638G	117.17	Inf	-Inf	3	Horizontal	313	1.46	-
2462MHz	Pass	PK	2.4835G	67.30	74.00	-6.70	3	Horizontal	313	1.46	-
2462MHz	Pass	AV	4.9242G	37.02	54.00	-16.98	3	Vertical	238	2.65	-
2462MHz	Pass	AV	7.38376G	49.99	54.00	-4.01	3	Vertical	136	3.00	-
2462MHz	Pass	PK	4.92412G	49.40	74.00	-24.60	3	Vertical	238	2.65	-
2462MHz	Pass	PK	7.38636G	64.35	74.00	-9.65	3	Vertical	136	3.00	-
2462MHz	Pass	AV	4.92156G	41.83	54.00	-12.17	3	Horizontal	275	2.65	-
2462MHz	Pass	AV	7.38796G	41.18	54.00	-12.82	3	Horizontal	20	1.29	-
2462MHz	Pass	PK	4.92108G	53.99	74.00	-20.01	3	Horizontal	275	2.65	-
2462MHz	Pass	PK	7.38824G	53.97	74.00	-20.03	3	Horizontal	20	1.29	-
802.11ax HEW20_Nss1,(MCS0)_2TX	-	-	-	-	-	-	-	-	-	-	-
2412MHz	Pass	AV	2.3892G	50.64	54.00	-3.36	3	Vertical	360	2.82	-
2412MHz	Pass	AV	2.4144G	100.81	Inf	-Inf	3	Vertical	360	2.82	-
2412MHz	Pass	PK	2.3708G	58.99	74.00	-15.01	3	Vertical	360	2.82	-
2412MHz	Pass	PK	2.4142G	110.19	Inf	-Inf	3	Vertical	360	2.82	-
2412MHz	Pass	AV	2.39G	51.40	54.00	-2.60	3	Horizontal	271	1.00	-
2412MHz	Pass	AV	2.4126G	105.78	Inf	-Inf	3	Horizontal	271	1.00	-
2412MHz	Pass	PK	2.3778G	64.00	74.00	-10.00	3	Horizontal	271	1.00	-
2412MHz	Pass	PK	2.4152G	115.49	Inf	-Inf	3	Horizontal	271	1.00	-



RSE TX above 1GHz_Non-Beamforming_Dipole Antenna

Appendix F.4

Mode	Result	Type	Freq (Hz)	Level (dBuV/m)	Limit (dBuV/m)	Margin (dB)	Dist (m)	Condition	Azimuth (°)	Height (m)	Comments
2412MHz	Pass	AV	4.84376G	37.56	54.00	-16.44	3	Vertical	94	1.09	-
2412MHz	Pass	PK	4.8436G	45.87	74.00	-28.13	3	Vertical	94	1.09	-
2412MHz	Pass	AV	4.8255G	45.43	54.00	-8.57	3	Horizontal	282	1.10	-
2412MHz	Pass	PK	4.8258G	55.88	74.00	-18.12	3	Horizontal	282	1.10	-
2417MHz	Pass	AV	2.3792G	48.84	54.00	-5.16	3	Vertical	128	2.89	-
2417MHz	Pass	AV	2.4194G	95.01	Inf	-Inf	3	Vertical	128	2.89	-
2417MHz	Pass	PK	2.3888G	58.77	74.00	-15.23	3	Vertical	128	2.89	-
2417MHz	Pass	PK	2.4194G	105.43	Inf	-Inf	3	Vertical	128	2.89	-
2417MHz	Pass	AV	2.3892G	53.21	54.00	-0.79	3	Horizontal	271	1.21	-
2417MHz	Pass	AV	2.4164G	106.64	Inf	-Inf	3	Horizontal	271	1.21	-
2417MHz	Pass	PK	2.3888G	70.13	74.00	-3.87	3	Horizontal	271	1.21	-
2417MHz	Pass	PK	2.4188G	116.09	Inf	-Inf	3	Horizontal	271	1.21	-
2417MHz	Pass	AV	4.84372G	36.39	54.00	-17.61	3	Vertical	96	1.15	-
2417MHz	Pass	AV	7.2798G	49.58	54.00	-4.42	3	Vertical	79	2.19	-
2417MHz	Pass	PK	4.84336G	45.46	74.00	-28.54	3	Vertical	96	1.15	-
2417MHz	Pass	PK	7.2822G	60.77	74.00	-13.23	3	Vertical	79	2.19	-
2417MHz	Pass	AV	4.85308G	45.99	54.00	-8.01	3	Horizontal	279	1.00	-
2417MHz	Pass	AV	7.2818G	45.41	54.00	-8.59	3	Horizontal	26	1.23	-
2417MHz	Pass	PK	4.84822G	56.86	74.00	-17.14	3	Horizontal	279	1.00	-
2417MHz	Pass	PK	7.2772G	56.77	74.00	-17.23	3	Horizontal	26	1.23	-
2437MHz	Pass	AV	2.389G	51.39	54.00	-2.61	3	Vertical	30	2.79	-
2437MHz	Pass	AV	2.4394G	104.84	Inf	-Inf	3	Vertical	30	2.79	-
2437MHz	Pass	AV	2.4842G	51.76	54.00	-2.24	3	Vertical	30	2.79	-
2437MHz	Pass	PK	2.387G	61.92	74.00	-12.08	3	Vertical	30	2.79	-
2437MHz	Pass	PK	2.4366G	113.97	Inf	-Inf	3	Vertical	30	2.79	-
2437MHz	Pass	PK	2.493G	60.66	74.00	-13.34	3	Vertical	30	2.79	-
2437MHz	Pass	AV	2.3898G	53.33	54.00	-0.67	3	Horizontal	271	1.17	-
2437MHz	Pass	AV	2.4366G	108.88	Inf	-Inf	3	Horizontal	271	1.17	-
2437MHz	Pass	AV	2.4858G	53.69	54.00	-0.31	3	Horizontal	271	1.17	-
2437MHz	Pass	PK	2.3886G	64.02	74.00	-9.98	3	Horizontal	271	1.17	-
2437MHz	Pass	PK	2.4366G	118.08	Inf	-Inf	3	Horizontal	271	1.17	-
2437MHz	Pass	PK	2.4838G	63.56	74.00	-10.44	3	Horizontal	271	1.17	-
2437MHz	Pass	AV	4.87562G	38.03	54.00	-15.97	3	Vertical	229	2.88	-
2437MHz	Pass	AV	7.3119G	53.00	54.00	-1.00	3	Vertical	68	2.18	-
2437MHz	Pass	PK	4.87508G	47.19	74.00	-26.81	3	Vertical	229	2.88	-
2437MHz	Pass	PK	7.31928G	64.85	74.00	-9.15	3	Vertical	68	2.18	-
2437MHz	Pass	AV	4.87562G	48.89	54.00	-5.11	3	Horizontal	277	1.07	-
2437MHz	Pass	AV	7.31046G	49.38	54.00	-4.62	3	Horizontal	25	1.38	-
2437MHz	Pass	PK	4.87814G	58.02	74.00	-15.98	3	Horizontal	277	1.07	-
2437MHz	Pass	PK	7.31352G	59.62	74.00	-14.38	3	Horizontal	25	1.38	-
2457MHz	Pass	AV	2.3802G	49.03	54.00	-4.97	3	Vertical	23	2.73	-
2457MHz	Pass	AV	2.4566G	100.76	Inf	-Inf	3	Vertical	23	2.73	-
2457MHz	Pass	AV	2.4894G	50.08	54.00	-3.92	3	Vertical	23	2.73	-
2457MHz	Pass	PK	2.3638G	58.36	74.00	-15.64	3	Vertical	23	2.73	-
2457MHz	Pass	PK	2.459G	110.44	Inf	-Inf	3	Vertical	23	2.73	-
2457MHz	Pass	PK	2.4894G	59.06	74.00	-14.94	3	Vertical	23	2.73	-
2457MHz	Pass	AV	2.3822G	49.57	54.00	-4.43	3	Horizontal	56	1.19	-
2457MHz	Pass	AV	2.4574G	105.82	Inf	-Inf	3	Horizontal	56	1.19	-
2457MHz	Pass	AV	2.4878G	51.30	54.00	-2.70	3	Horizontal	56	1.19	-
2457MHz	Pass	PK	2.3818G	58.90	74.00	-15.10	3	Horizontal	56	1.19	-
2457MHz	Pass	PK	2.4526G	116.18	Inf	-Inf	3	Horizontal	56	1.19	-
2457MHz	Pass	PK	2.497G	61.11	74.00	-12.89	3	Horizontal	56	1.19	-
2457MHz	Pass	AV	4.91652G	37.19	54.00	-16.81	3	Vertical	171	2.98	-
2457MHz	Pass	AV	7.37064G	47.37	54.00	-6.63	3	Vertical	83	2.10	-
2457MHz	Pass	PK	4.91112G	46.29	74.00	-27.71	3	Vertical	171	2.98	-
2457MHz	Pass	PK	7.37424G	58.09	74.00	-15.91	3	Vertical	83	2.10	-
2457MHz	Pass	AV	4.9131G	44.52	54.00	-9.48	3	Horizontal	282	1.02	-
2457MHz	Pass	AV	7.37748G	44.54	54.00	-9.46	3	Horizontal	23	1.12	-
2457MHz	Pass	PK	4.9158G	53.22	74.00	-20.78	3	Horizontal	282	1.02	-
2457MHz	Pass	PK	7.37892G	55.03	74.00	-18.97	3	Horizontal	23	1.12	-
2462MHz	Pass	AV	2.4612G	101.11	Inf	-Inf	3	Vertical	24	3.00	-
2462MHz	Pass	AV	2.4836G	51.43	54.00	-2.57	3	Vertical	24	3.00	-



RSE TX above 1GHz_Non-Beamforming_Dipole Antenna

Appendix F.4

Mode	Result	Type	Freq (Hz)	Level (dBuV/m)	Limit (dBuV/m)	Margin (dB)	Dist (m)	Condition	Azimuth (°)	Height (m)	Comments
2462MHz	Pass	PK	2.4616G	110.57	Inf	-Inf	3	Vertical	24	3.00	-
2462MHz	Pass	PK	2.4835G	64.10	74.00	-9.90	3	Vertical	24	3.00	-
2462MHz	Pass	AV	2.4626G	105.85	Inf	-Inf	3	Horizontal	56	1.21	-
2462MHz	Pass	AV	2.4835G	53.18	54.00	-0.82	3	Horizontal	56	1.21	-
2462MHz	Pass	PK	2.4676G	114.95	Inf	-Inf	3	Horizontal	56	1.21	-
2462MHz	Pass	PK	2.4835G	66.17	74.00	-7.83	3	Horizontal	56	1.21	-
2462MHz	Pass	AV	4.9219G	36.82	54.00	-17.18	3	Vertical	50	2.90	-
2462MHz	Pass	AV	7.38564G	47.73	54.00	-6.27	3	Vertical	69	2.27	-
2462MHz	Pass	PK	4.9146G	46.43	74.00	-27.57	3	Vertical	50	2.90	-
2462MHz	Pass	PK	7.38792G	58.63	74.00	-15.37	3	Vertical	69	2.27	-
2462MHz	Pass	AV	4.9231G	43.75	54.00	-10.25	3	Horizontal	279	1.01	-
2462MHz	Pass	AV	7.38474G	43.40	54.00	-10.60	3	Horizontal	24	1.20	-
2462MHz	Pass	PK	4.9258G	53.86	74.00	-20.14	3	Horizontal	279	1.01	-
2462MHz	Pass	PK	7.38546G	54.48	74.00	-19.52	3	Horizontal	24	1.20	-
802.11ax HEW40_Nss1,(MCS0)_2TX	-	-	-	-	-	-	-	-	-	-	-
2422MHz	Pass	AV	2.384G	50.74	54.00	-3.26	3	Vertical	20	2.85	-
2422MHz	Pass	AV	2.424G	98.09	Inf	-Inf	3	Vertical	20	2.85	-
2422MHz	Pass	AV	2.496G	49.72	54.00	-4.28	3	Vertical	20	2.85	-
2422MHz	Pass	PK	2.3856G	59.94	74.00	-14.06	3	Vertical	20	2.85	-
2422MHz	Pass	PK	2.4236G	106.07	Inf	-Inf	3	Vertical	20	2.85	-
2422MHz	Pass	PK	2.4968G	58.10	74.00	-15.90	3	Vertical	20	2.85	-
2422MHz	Pass	AV	2.3892G	52.09	54.00	-1.91	3	Horizontal	272	1.23	-
2422MHz	Pass	AV	2.4212G	102.48	Inf	-Inf	3	Horizontal	272	1.23	-
2422MHz	Pass	AV	2.4916G	50.45	54.00	-3.55	3	Horizontal	272	1.23	-
2422MHz	Pass	PK	2.3764G	63.40	74.00	-10.60	3	Horizontal	272	1.23	-
2422MHz	Pass	PK	2.424G	110.63	Inf	-Inf	3	Horizontal	272	1.23	-
2422MHz	Pass	PK	2.496G	59.80	74.00	-14.20	3	Horizontal	272	1.23	-
2422MHz	Pass	AV	4.84352G	36.73	54.00	-17.27	3	Vertical	96	1.37	-
2422MHz	Pass	AV	7.26728G	45.93	54.00	-8.07	3	Vertical	69	2.23	-
2422MHz	Pass	PK	4.84368G	45.13	74.00	-28.87	3	Vertical	96	1.37	-
2422MHz	Pass	PK	7.27032G	56.31	74.00	-17.69	3	Vertical	69	2.23	-
2422MHz	Pass	AV	4.8456G	42.60	54.00	-11.40	3	Horizontal	279	1.00	-
2422MHz	Pass	AV	7.25592G	42.96	54.00	-11.04	3	Horizontal	28	1.06	-
2422MHz	Pass	PK	4.84304G	51.38	74.00	-22.62	3	Horizontal	279	1.00	-
2422MHz	Pass	PK	7.25704G	51.58	74.00	-22.42	3	Horizontal	28	1.06	-
2427MHz	Pass	AV	2.3866G	49.61	54.00	-4.39	3	Vertical	0	2.78	-
2427MHz	Pass	AV	2.4298G	98.26	Inf	-Inf	3	Vertical	0	2.78	-
2427MHz	Pass	AV	2.4922G	49.89	54.00	-4.11	3	Vertical	0	2.78	-
2427MHz	Pass	PK	2.3746G	61.43	74.00	-12.57	3	Vertical	0	2.78	-
2427MHz	Pass	PK	2.4246G	106.76	Inf	-Inf	3	Vertical	0	2.78	-
2427MHz	Pass	PK	2.4874G	58.85	74.00	-15.15	3	Vertical	0	2.78	-
2427MHz	Pass	AV	2.373G	52.65	54.00	-1.35	3	Horizontal	273	1.07	-
2427MHz	Pass	AV	2.4278G	102.34	Inf	-Inf	3	Horizontal	273	1.07	-
2427MHz	Pass	AV	2.4882G	51.62	54.00	-2.38	3	Horizontal	273	1.07	-
2427MHz	Pass	PK	2.3694G	63.97	74.00	-10.03	3	Horizontal	273	1.07	-
2427MHz	Pass	PK	2.4278G	111.28	Inf	-Inf	3	Horizontal	273	1.07	-
2427MHz	Pass	PK	2.493G	63.80	74.00	-10.20	3	Horizontal	273	1.07	-
2427MHz	Pass	AV	4.8436G	36.78	54.00	-17.22	3	Vertical	95	1.09	-
2427MHz	Pass	AV	7.29092G	45.46	54.00	-8.54	3	Vertical	68	2.19	-
2427MHz	Pass	PK	4.84312G	45.70	74.00	-28.30	3	Vertical	95	1.09	-
2427MHz	Pass	PK	7.27988G	54.91	74.00	-19.09	3	Vertical	68	2.19	-
2427MHz	Pass	AV	4.8476G	42.39	54.00	-11.61	3	Horizontal	279	1.00	-
2427MHz	Pass	AV	7.28228G	42.84	54.00	-11.16	3	Horizontal	24	1.06	-
2427MHz	Pass	PK	4.85512G	51.28	74.00	-22.72	3	Horizontal	279	1.00	-
2427MHz	Pass	PK	7.27972G	51.81	74.00	-22.19	3	Horizontal	24	1.06	-
2437MHz	Pass	AV	2.3794G	50.42	54.00	-3.58	3	Vertical	32	2.79	-
2437MHz	Pass	AV	2.4358G	98.83	Inf	-Inf	3	Vertical	32	2.79	-
2437MHz	Pass	AV	2.4942G	50.47	54.00	-3.53	3	Vertical	32	2.79	-
2437MHz	Pass	PK	2.3886G	63.14	74.00	-10.86	3	Vertical	32	2.79	-
2437MHz	Pass	PK	2.443G	107.30	Inf	-Inf	3	Vertical	32	2.79	-
2437MHz	Pass	PK	2.4842G	60.28	74.00	-13.72	3	Vertical	32	2.79	-
2437MHz	Pass	AV	2.379G	52.92	54.00	-1.08	3	Horizontal	318	1.21	-



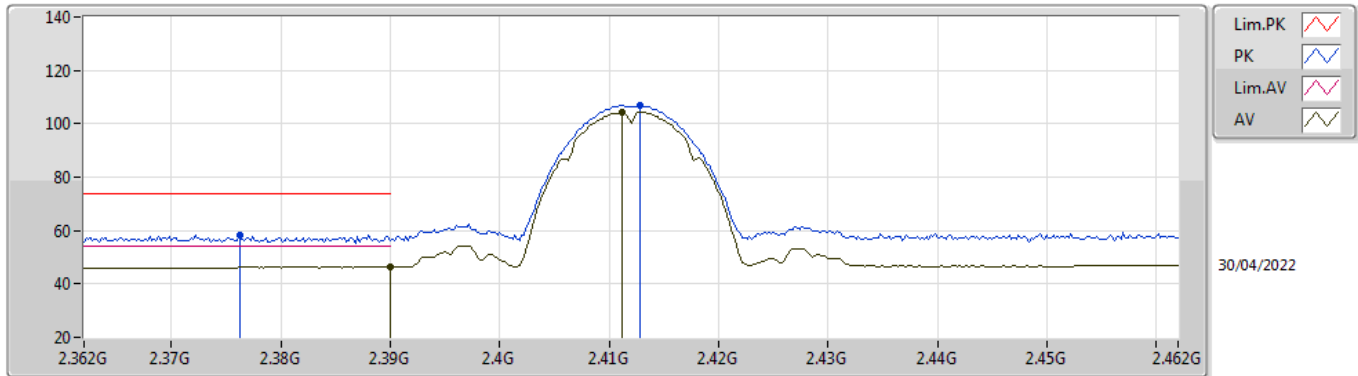
RSE TX above 1GHz_Non-Beamforming_Dipole Antenna

Appendix F.4

Mode	Result	Type	Freq (Hz)	Level (dBuV/m)	Limit (dBuV/m)	Margin (dB)	Dist (m)	Condition	Azimuth (°)	Height (m)	Comments
2437MHz	Pass	AV	2.4358G	102.14	Inf	-Inf	3	Horizontal	318	1.21	-
2437MHz	Pass	AV	2.4942G	53.37	54.00	-0.63	3	Horizontal	318	1.21	-
2437MHz	Pass	PK	2.379G	64.92	74.00	-9.08	3	Horizontal	318	1.21	-
2437MHz	Pass	PK	2.433G	111.00	Inf	-Inf	3	Horizontal	318	1.21	-
2437MHz	Pass	PK	2.4954G	66.49	74.00	-7.51	3	Horizontal	318	1.21	-
2437MHz	Pass	AV	4.8436G	36.92	54.00	-17.08	3	Vertical	95	1.22	-
2437MHz	Pass	AV	7.32108G	45.79	54.00	-8.21	3	Vertical	78	2.31	-
2437MHz	Pass	PK	4.84392G	44.42	74.00	-29.58	3	Vertical	95	1.22	-
2437MHz	Pass	PK	7.3206G	55.34	74.00	-18.66	3	Vertical	78	2.31	-
2437MHz	Pass	AV	4.87304G	42.54	54.00	-11.46	3	Horizontal	280	1.09	-
2437MHz	Pass	AV	7.32092G	42.92	54.00	-11.08	3	Horizontal	22	1.00	-
2437MHz	Pass	PK	4.87368G	51.33	74.00	-22.67	3	Horizontal	280	1.09	-
2437MHz	Pass	PK	7.30908G	51.48	74.00	-22.52	3	Horizontal	22	1.00	-
2447MHz	Pass	AV	2.385G	49.41	54.00	-4.59	3	Vertical	0	2.79	-
2447MHz	Pass	AV	2.4446G	97.56	Inf	-Inf	3	Vertical	0	2.79	-
2447MHz	Pass	AV	2.4846G	50.24	54.00	-3.76	3	Vertical	0	2.79	-
2447MHz	Pass	PK	2.3862G	58.43	74.00	-15.57	3	Vertical	0	2.79	-
2447MHz	Pass	PK	2.445G	105.73	Inf	-Inf	3	Vertical	0	2.79	-
2447MHz	Pass	PK	2.4954G	58.88	74.00	-15.12	3	Vertical	0	2.79	-
2447MHz	Pass	AV	2.3898G	51.40	54.00	-2.60	3	Horizontal	57	1.09	-
2447MHz	Pass	AV	2.4462G	102.08	Inf	-Inf	3	Horizontal	57	1.09	-
2447MHz	Pass	AV	2.4854G	52.92	54.00	-1.08	3	Horizontal	57	1.09	-
2447MHz	Pass	PK	2.3858G	63.65	74.00	-10.35	3	Horizontal	57	1.09	-
2447MHz	Pass	PK	2.4538G	110.93	Inf	-Inf	3	Horizontal	57	1.09	-
2447MHz	Pass	PK	2.4962G	64.53	74.00	-9.47	3	Horizontal	57	1.09	-
2447MHz	Pass	AV	4.8892G	35.41	54.00	-18.59	3	Vertical	360	3.00	-
2447MHz	Pass	AV	7.33956G	44.15	54.00	-9.85	3	Vertical	84	2.10	-
2447MHz	Pass	PK	4.89384G	45.39	74.00	-28.61	3	Vertical	360	3.00	-
2447MHz	Pass	PK	7.33924G	53.67	74.00	-20.33	3	Vertical	84	2.10	-
2447MHz	Pass	AV	4.8877G	41.41	54.00	-12.59	3	Horizontal	280	1.00	-
2447MHz	Pass	AV	7.33332G	42.61	54.00	-11.39	3	Horizontal	23	1.13	-
2447MHz	Pass	PK	4.89238G	49.96	74.00	-24.04	3	Horizontal	280	1.00	-
2447MHz	Pass	PK	7.33988G	52.58	74.00	-21.42	3	Horizontal	23	1.13	-
2452MHz	Pass	AV	2.3832G	49.04	54.00	-4.96	3	Vertical	28	2.72	-
2452MHz	Pass	AV	2.4504G	96.44	Inf	-Inf	3	Vertical	28	2.72	-
2452MHz	Pass	AV	2.4984G	50.66	54.00	-3.34	3	Vertical	28	2.72	-
2452MHz	Pass	PK	2.3832G	57.95	74.00	-16.05	3	Vertical	28	2.72	-
2452MHz	Pass	PK	2.4504G	105.36	Inf	-Inf	3	Vertical	28	2.72	-
2452MHz	Pass	PK	2.4848G	59.10	74.00	-14.90	3	Vertical	28	2.72	-
2452MHz	Pass	AV	2.3896G	49.64	54.00	-4.36	3	Horizontal	53	1.54	-
2452MHz	Pass	AV	2.4512G	101.73	Inf	-Inf	3	Horizontal	53	1.54	-
2452MHz	Pass	AV	2.484G	53.31	54.00	-0.69	3	Horizontal	53	1.54	-
2452MHz	Pass	PK	2.3864G	59.23	74.00	-14.77	3	Horizontal	53	1.54	-
2452MHz	Pass	PK	2.4512G	111.39	Inf	-Inf	3	Horizontal	53	1.54	-
2452MHz	Pass	PK	2.4896G	61.69	74.00	-12.31	3	Horizontal	53	1.54	-
2452MHz	Pass	AV	4.94G	34.57	54.00	-19.43	3	Vertical	244	2.96	-
2452MHz	Pass	AV	7.3544G	44.22	54.00	-9.78	3	Vertical	85	2.17	-
2452MHz	Pass	PK	4.93536G	44.46	74.00	-29.54	3	Vertical	244	2.96	-
2452MHz	Pass	PK	7.3552G	52.85	74.00	-21.15	3	Vertical	85	2.17	-
2452MHz	Pass	AV	4.90544G	40.73	54.00	-13.27	3	Horizontal	282	1.01	-
2452MHz	Pass	AV	7.35488G	41.55	54.00	-12.45	3	Horizontal	24	1.00	-
2452MHz	Pass	PK	4.90292G	51.31	74.00	-22.69	3	Horizontal	282	1.01	-
2452MHz	Pass	PK	7.35424G	51.66	74.00	-22.34	3	Horizontal	24	1.00	-

802.11b_Nss1,(1Mbps)_2TX

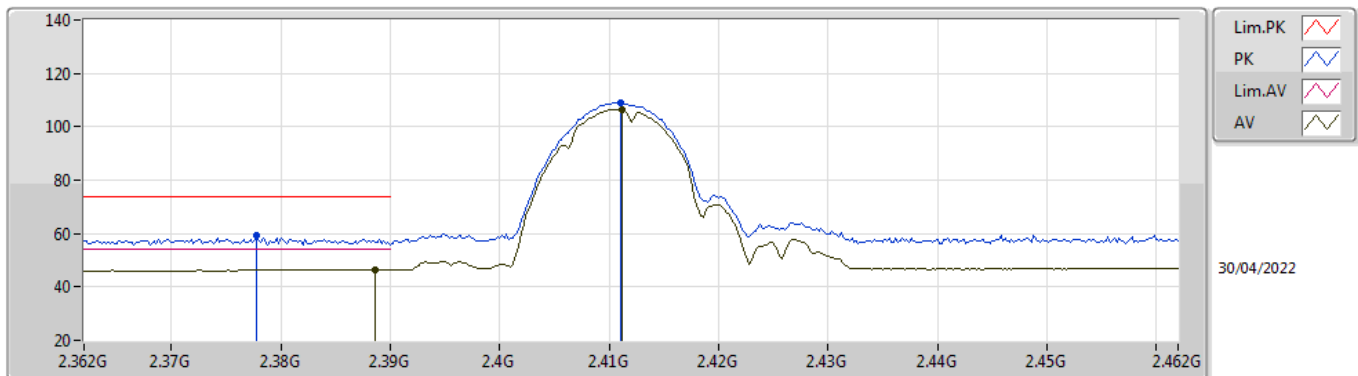
2412MHz_TX



Type	Freq (Hz)	Level (dBuV/m)	Limit (dBuV/m)	Margin (dB)	Factor (dB)	Dist (m)	Condition	Azimuth (°)	Height (m)	Comment	Raw (dBuV)	AF (dB)	CL (dB)	PA (dB)
AV	2.39G	46.21	54.00	-7.79	31.75	3	Vertical	360	2.91	-	14.46	27.38	4.37	-
AV	2.4112G	104.49	Inf	-Inf	31.84	3	Vertical	360	2.91	-	72.65	27.44	4.40	-
PK	2.3762G	58.40	74.00	-15.60	31.71	3	Vertical	360	2.91	-	26.69	27.35	4.36	-
PK	2.4128G	106.86	Inf	-Inf	31.85	3	Vertical	360	2.91	-	75.01	27.45	4.40	-

802.11b_Nss1,(1Mbps)_2TX

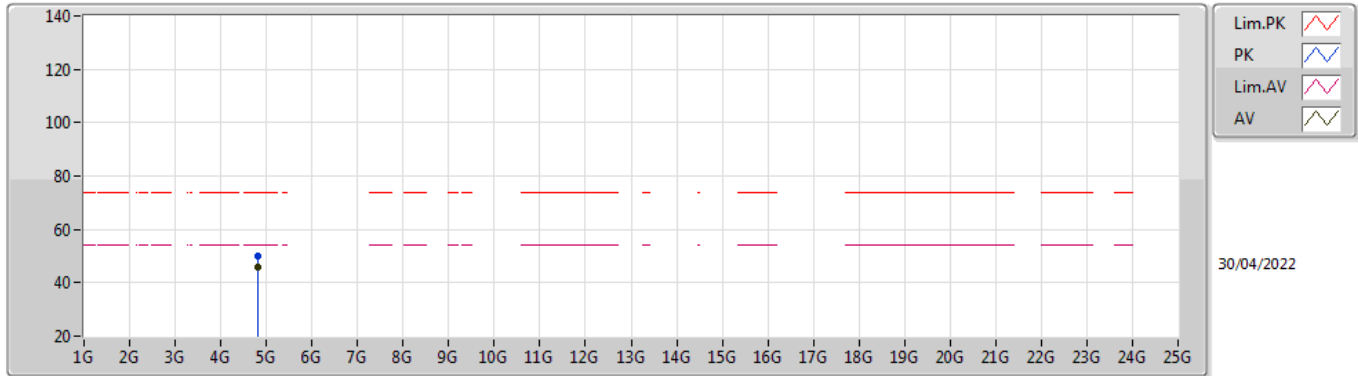
2412MHz_TX



Type	Freq (Hz)	Level (dBuV/m)	Limit (dBuV/m)	Margin (dB)	Factor (dB)	Dist (m)	Condition	Azimuth (°)	Height (m)	Comment	Raw (dBuV)	AF (dB)	CL (dB)	PA (dB)
AV	2.3886G	46.46	54.00	-7.54	31.75	3	Horizontal	273	1.57	-	14.71	27.38	4.37	-
AV	2.4112G	106.61	Inf	-Inf	31.84	3	Horizontal	273	1.57	-	74.77	27.44	4.40	-
PK	2.3778G	59.20	74.00	-14.80	31.72	3	Horizontal	273	1.57	-	27.48	27.36	4.36	-
PK	2.411G	109.04	Inf	-Inf	31.84	3	Horizontal	273	1.57	-	77.20	27.44	4.40	-

802.11b_Nss1,(1Mbps)_2TX

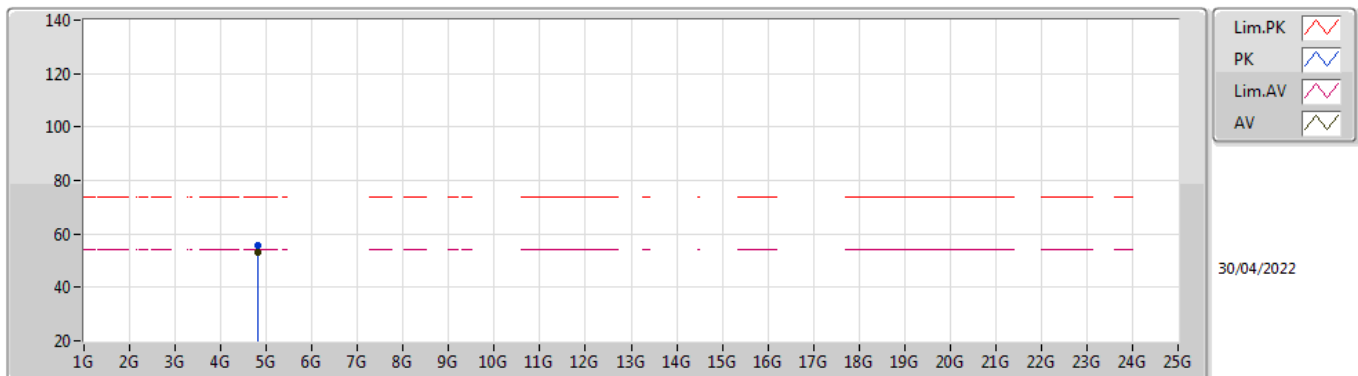
2412MHz_TX



Type	Freq	Level	Limit	Margin	Factor	Dist	Condition	Azimuth	Height	Comment	Raw	AF	CL	PA
	(Hz)	(dBuV/m)	(dBuV/m)	(dB)	(dB)	(m)		(°)	(m)		(dBuV)	(dB)	(dB)	(dB)
AV	4.824G	45.79	54.00	-8.21	4.42	3	Vertical	160	2.50	-	41.37	32.60	6.27	34.45
PK	4.82396G	49.82	74.00	-24.18	4.42	3	Vertical	160	2.50	-	45.40	32.60	6.27	34.45

802.11b_Nss1,(1Mbps)_2TX

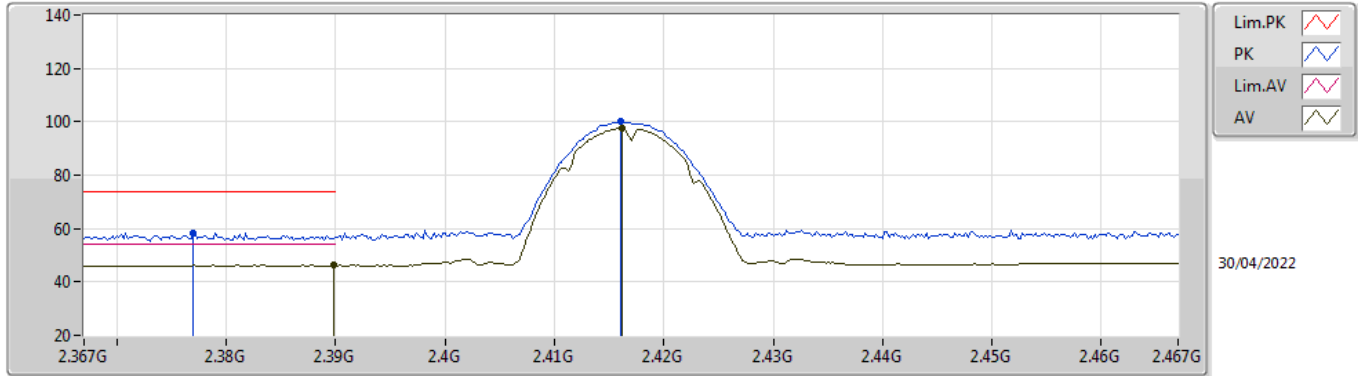
2412MHz_TX



Type	Freq	Level	Limit	Margin	Factor	Dist	Condition	Azimuth	Height	Comment	Raw	AF	CL	PA
	(Hz)	(dBuV/m)	(dBuV/m)	(dB)	(dB)	(m)		(°)	(m)		(dBuV)	(dB)	(dB)	(dB)
AV	4.824G	53.14	54.00	-0.86	4.42	3	Horizontal	85	1.15	-	48.72	32.60	6.27	34.45
PK	4.824G	55.67	74.00	-18.33	4.42	3	Horizontal	85	1.15	-	51.25	32.60	6.27	34.45

802.11b_Nss1,(1Mbps)_2TX

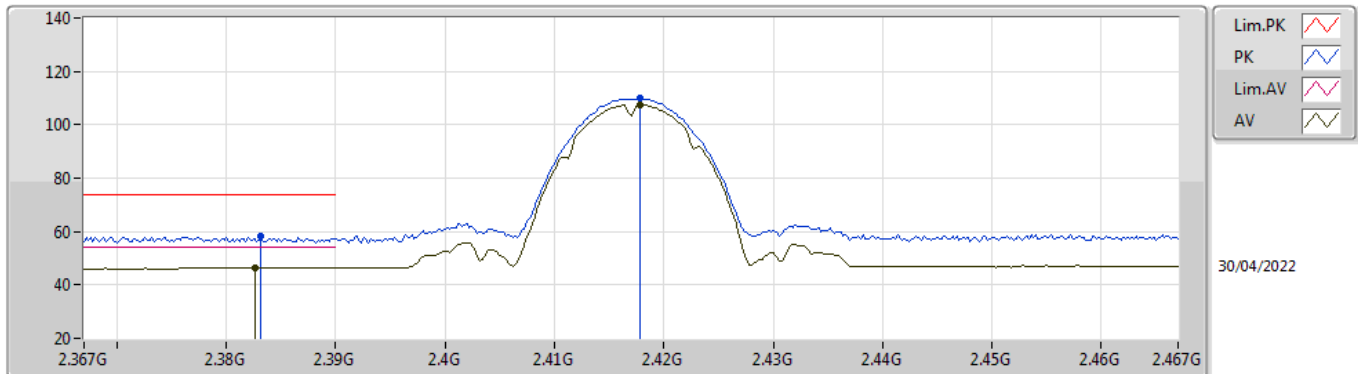
2417MHz_TX



Type	Freq (Hz)	Level (dBuV/m)	Limit (dBuV/m)	Margin (dB)	Factor (dB)	Dist (m)	Condition	Azimuth (°)	Height (m)	Comment	Raw (dBuV)	AF (dB)	CL (dB)	PA (dB)
AV	2.3898G	46.20	54.00	-7.80	31.75	3	Vertical	148	2.58	-	14.45	27.38	4.37	-
AV	2.4162G	97.65	Inf	-Inf	31.86	3	Vertical	148	2.58	-	65.79	27.46	4.40	-
PK	2.377G	58.27	74.00	-15.73	31.71	3	Vertical	148	2.58	-	26.56	27.35	4.36	-
PK	2.416G	100.06	Inf	-Inf	31.86	3	Vertical	148	2.58	-	68.20	27.46	4.40	-

802.11b_Nss1,(1Mbps)_2TX

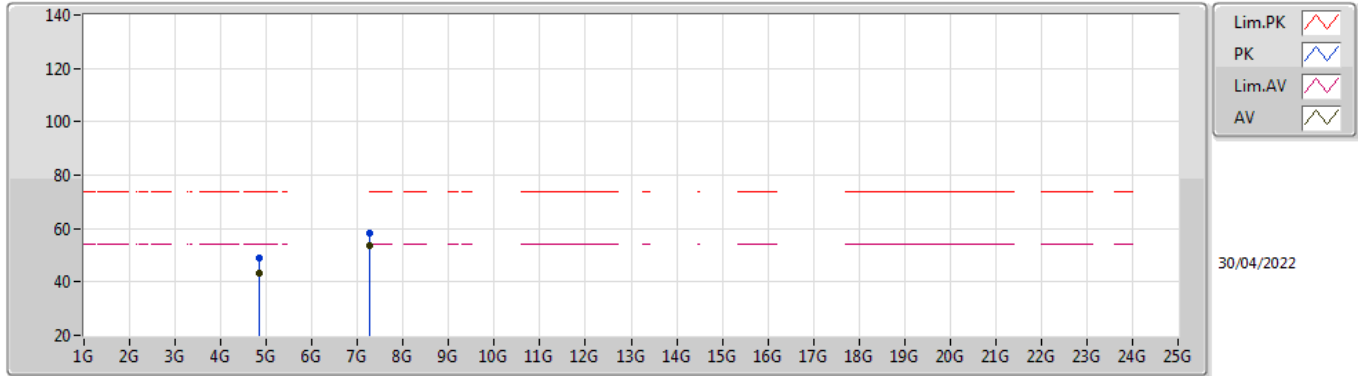
2417MHz_TX



Type	Freq (Hz)	Level (dBuV/m)	Limit (dBuV/m)	Margin (dB)	Factor (dB)	Dist (m)	Condition	Azimuth (°)	Height (m)	Comment	Raw (dBuV)	AF (dB)	CL (dB)	PA (dB)
AV	2.3826G	46.41	54.00	-7.59	31.73	3	Horizontal	316	1.06	-	14.68	27.37	4.36	-
AV	2.4178G	107.63	Inf	-Inf	31.88	3	Horizontal	316	1.06	-	75.75	27.47	4.41	-
PK	2.3832G	58.22	74.00	-15.78	31.73	3	Horizontal	316	1.06	-	26.49	27.37	4.36	-
PK	2.4178G	110.03	Inf	-Inf	31.88	3	Horizontal	316	1.06	-	78.15	27.47	4.41	-

802.11b_Nss1,(1Mbps)_2TX

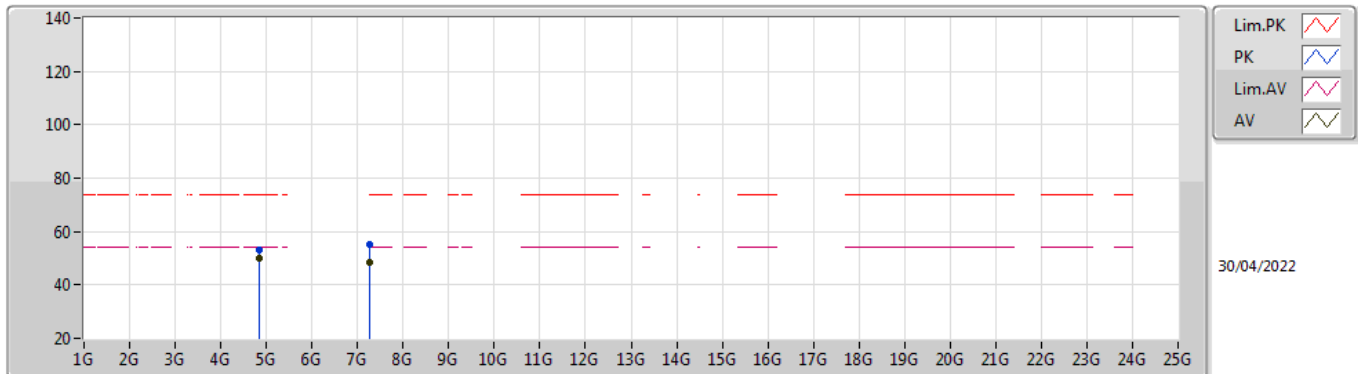
2417MHz_TX



Type	Freq (Hz)	Level (dBuV/m)	Limit (dBuV/m)	Margin (dB)	Factor (dB)	Dist (m)	Condition	Azimuth (°)	Height (m)	Comment	Raw (dBuV)	AF (dB)	CL (dB)	PA (dB)
AV	4.834G	43.36	54.00	-10.64	4.47	3	Vertical	160	3.00	-	38.89	32.64	6.28	34.45
AV	7.2518G	53.50	54.00	-0.50	10.26	3	Vertical	134	2.93	-	43.24	36.89	8.16	34.79
PK	4.834G	48.74	74.00	-25.26	4.47	3	Vertical	160	3.00	-	44.27	32.64	6.28	34.45
PK	7.2508G	58.51	74.00	-15.49	10.27	3	Vertical	134	2.93	-	48.24	36.90	8.16	34.79

802.11b_Nss1,(1Mbps)_2TX

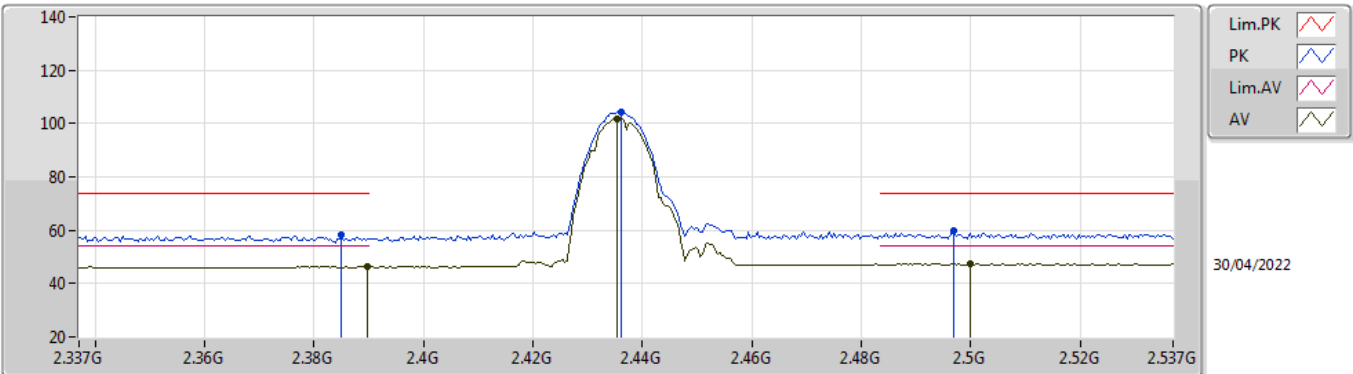
2417MHz_TX



Type	Freq (Hz)	Level (dBuV/m)	Limit (dBuV/m)	Margin (dB)	Factor (dB)	Dist (m)	Condition	Azimuth (°)	Height (m)	Comment	Raw (dBuV)	AF (dB)	CL (dB)	PA (dB)
AV	4.834G	49.87	54.00	-4.13	4.47	3	Horizontal	96	1.08	-	45.40	32.64	6.28	34.45
AV	7.25016G	48.24	54.00	-5.76	10.27	3	Horizontal	130	2.34	-	37.97	36.90	8.16	34.79
PK	4.834G	53.02	74.00	-20.98	4.47	3	Horizontal	96	1.08	-	48.55	32.64	6.28	34.45
PK	7.2518G	55.14	74.00	-18.86	10.26	3	Horizontal	130	2.34	-	44.88	36.89	8.16	34.79

802.11b_Nss1,(1Mbps)_2TX

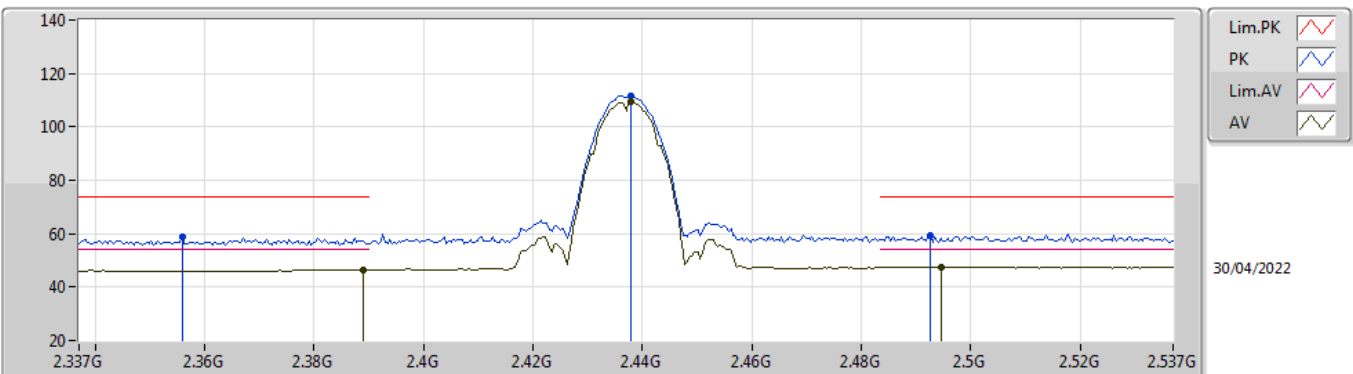
2437MHz_TX



Type	Freq (Hz)	Level (dBuV/m)	Limit (dBuV/m)	Margin (dB)	Factor (dB)	Dist (m)	Condition	Azimuth (°)	Height (m)	Comment	Raw (dBuV)	AF (dB)	CL (dB)	PA (dB)
AV	2.3898G	46.21	54.00	-7.79	31.75	3	Vertical	335	2.76	-	14.46	27.38	4.37	-
AV	2.4354G	101.95	Inf	-Inf	31.97	3	Vertical	335	2.76	-	69.98	27.54	4.43	-
AV	2.4998G	47.23	54.00	-6.77	32.42	3	Vertical	335	2.76	-	14.81	27.90	4.52	-
PK	2.385G	58.22	74.00	-15.78	31.73	3	Vertical	335	2.76	-	26.49	27.37	4.36	-
PK	2.4362G	104.35	Inf	-Inf	31.97	3	Vertical	335	2.76	-	72.38	27.54	4.43	-
PK	2.497G	59.86	74.00	-14.14	32.40	3	Vertical	335	2.76	-	27.46	27.88	4.52	-

802.11b_Nss1,(1Mbps)_2TX

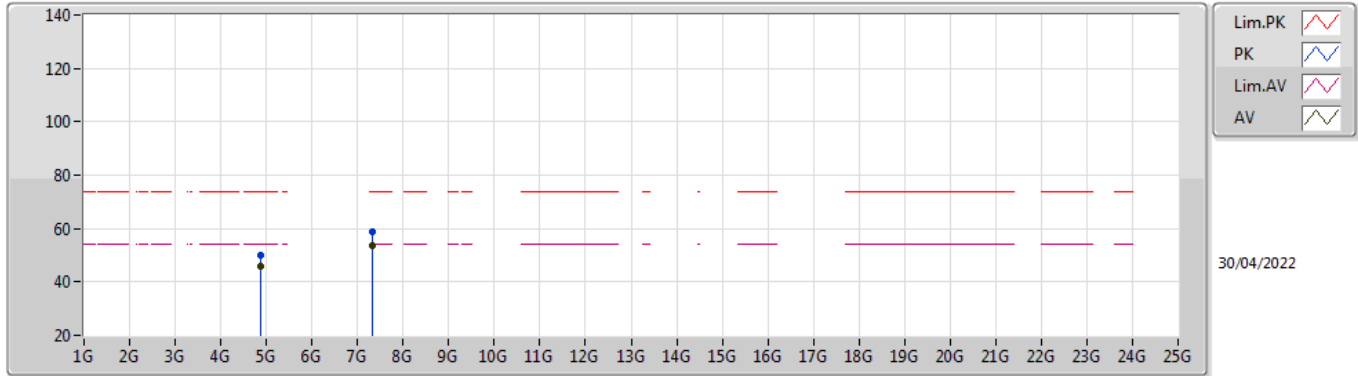
2437MHz_TX



Type	Freq (Hz)	Level (dBuV/m)	Limit (dBuV/m)	Margin (dB)	Factor (dB)	Dist (m)	Condition	Azimuth (°)	Height (m)	Comment	Raw (dBuV)	AF (dB)	CL (dB)	PA (dB)
AV	2.389G	46.46	54.00	-7.54	31.75	3	Horizontal	315	1.33	-	14.71	27.38	4.37	-
AV	2.4378G	109.33	Inf	-Inf	31.98	3	Horizontal	315	1.33	-	77.35	27.55	4.43	-
AV	2.4946G	47.48	54.00	-6.52	32.39	3	Horizontal	315	1.33	-	15.09	27.87	4.52	-
PK	2.3558G	58.54	74.00	-15.46	31.64	3	Horizontal	315	1.33	-	26.90	27.31	4.33	-
PK	2.4378G	111.71	Inf	-Inf	31.98	3	Horizontal	315	1.33	-	79.73	27.55	4.43	-
PK	2.4926G	59.27	74.00	-14.73	32.37	3	Horizontal	315	1.33	-	26.90	27.86	4.51	-

802.11b_Nss1,(1Mbps)_2TX

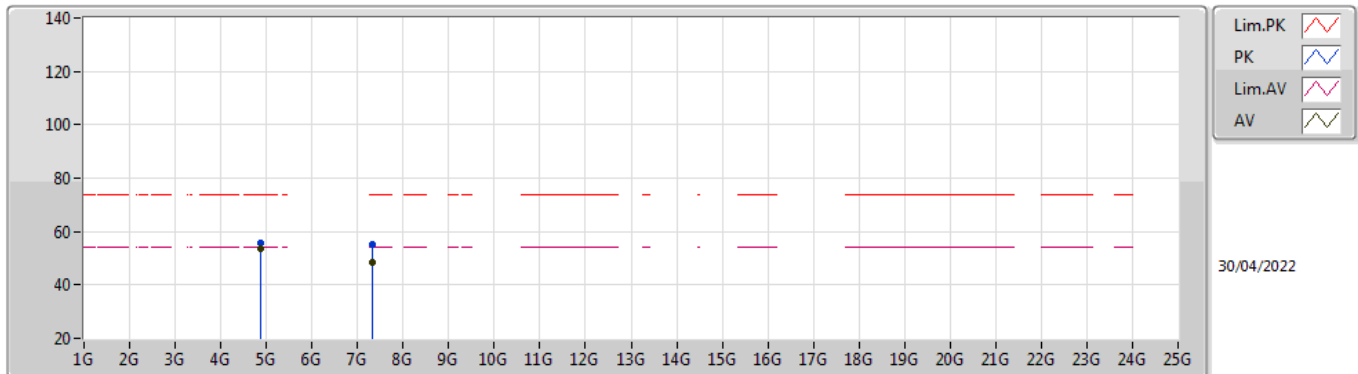
2437MHz_TX



Type	Freq	Level	Limit	Margin	Factor	Dist	Condition	Azimuth	Height	Comment	Raw	AF	CL	PA
	(Hz)	(dBuV/m)	(dBuV/m)	(dB)	(dB)	(m)		(°)	(m)		(dBuV)	(dB)	(dB)	(dB)
AV	4.87396G	45.66	54.00	-8.34	4.61	3	Vertical	160	3.00	-	41.05	32.75	6.30	34.44
AV	7.31176G	53.76	54.00	-0.24	10.08	3	Vertical	110	3.00	-	43.68	36.75	8.14	34.81
PK	4.87408G	49.79	74.00	-24.21	4.61	3	Vertical	160	3.00	-	45.18	32.75	6.30	34.44
PK	7.31072G	58.71	74.00	-15.29	10.07	3	Vertical	110	3.00	-	48.64	36.74	8.14	34.81

802.11b_Nss1,(1Mbps)_2TX

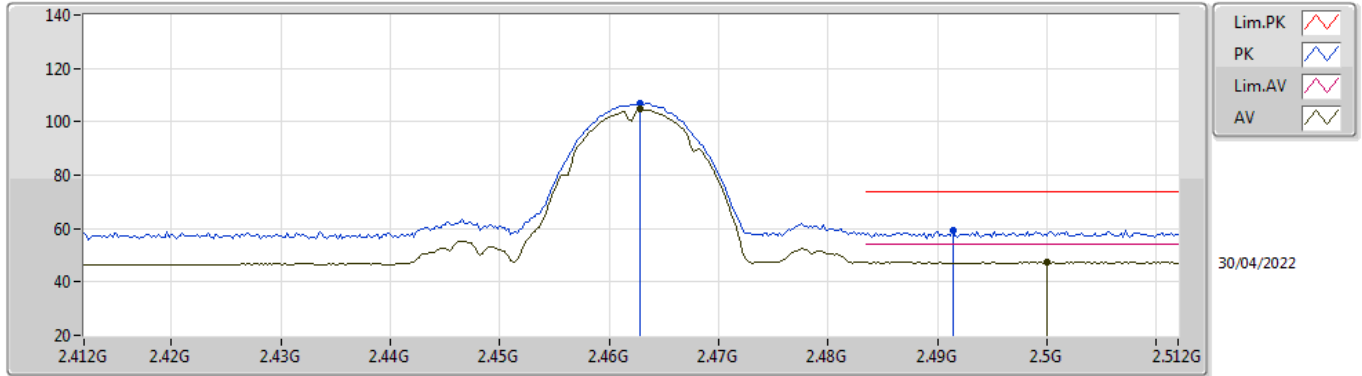
2437MHz_TX



Type	Freq	Level	Limit	Margin	Factor	Dist	Condition	Azimuth	Height	Comment	Raw	AF	CL	PA
	(Hz)	(dBuV/m)	(dBuV/m)	(dB)	(dB)	(m)		(°)	(m)		(dBuV)	(dB)	(dB)	(dB)
AV	4.874G	53.38	54.00	-0.62	4.61	3	Horizontal	82	1.11	-	48.77	32.75	6.30	34.44
AV	7.31028G	48.51	54.00	-5.49	10.07	3	Horizontal	332	2.98	-	38.44	36.74	8.14	34.81
PK	4.87408G	55.64	74.00	-18.36	4.61	3	Horizontal	82	1.11	-	51.03	32.75	6.30	34.44
PK	7.3114G	54.95	74.00	-19.05	10.08	3	Horizontal	332	2.98	-	44.87	36.75	8.14	34.81

802.11b_Nss1,(1Mbps)_2TX

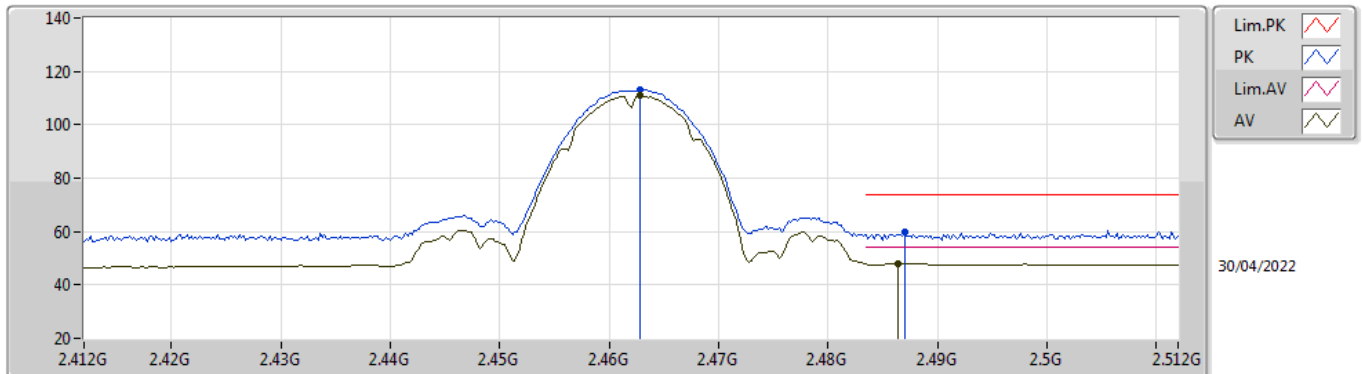
2462MHz_TX



Type	Freq (Hz)	Level (dBuV/m)	Limit (dBuV/m)	Margin (dB)	Factor (dB)	Dist (m)	Condition	Azimuth (°)	Height (m)	Comment	Raw (dBuV)	AF (dB)	CL (dB)	PA (dB)
AV	2.4628G	104.61	Inf	-Inf	32.15	3	Vertical	28	2.73	-	72.46	27.68	4.47	-
AV	2.5G	47.24	54.00	-6.76	32.43	3	Vertical	28	2.73	-	14.81	27.90	4.53	-
PK	2.4628G	107.04	Inf	-Inf	32.15	3	Vertical	28	2.73	-	74.89	27.68	4.47	-
PK	2.4914G	59.20	74.00	-14.80	32.36	3	Vertical	28	2.73	-	26.84	27.85	4.51	-

802.11b_Nss1,(1Mbps)_2TX

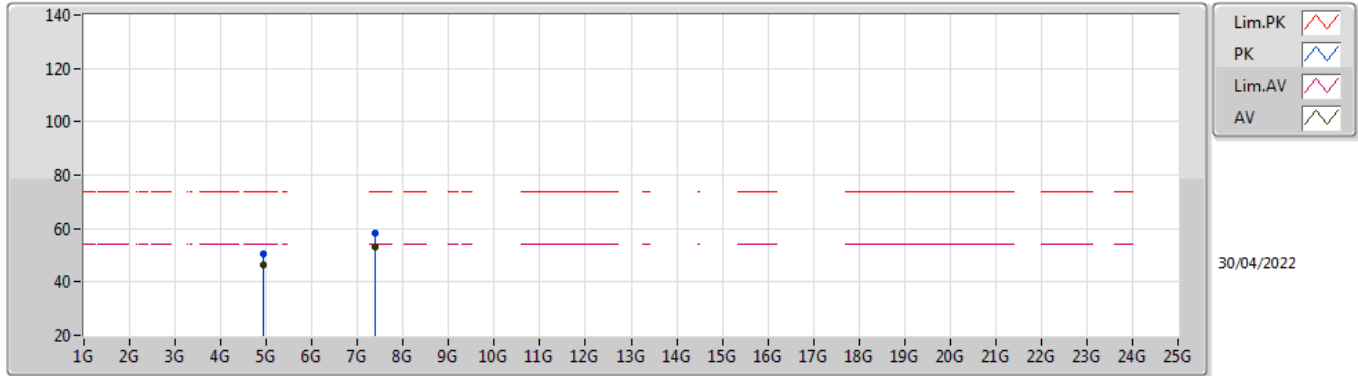
2462MHz_TX



Type	Freq (Hz)	Level (dBuV/m)	Limit (dBuV/m)	Margin (dB)	Factor (dB)	Dist (m)	Condition	Azimuth (°)	Height (m)	Comment	Raw (dBuV)	AF (dB)	CL (dB)	PA (dB)
AV	2.4628G	110.93	Inf	-Inf	32.15	3	Horizontal	313	1.46	-	78.78	27.68	4.47	-
AV	2.4864G	48.18	54.00	-5.82	32.33	3	Horizontal	313	1.46	-	15.85	27.82	4.51	-
PK	2.4628G	113.33	Inf	-Inf	32.15	3	Horizontal	313	1.46	-	81.18	27.68	4.47	-
PK	2.487G	60.00	74.00	-14.00	32.33	3	Horizontal	313	1.46	-	27.67	27.82	4.51	-

802.11b_Nss1,(1Mbps)_2TX

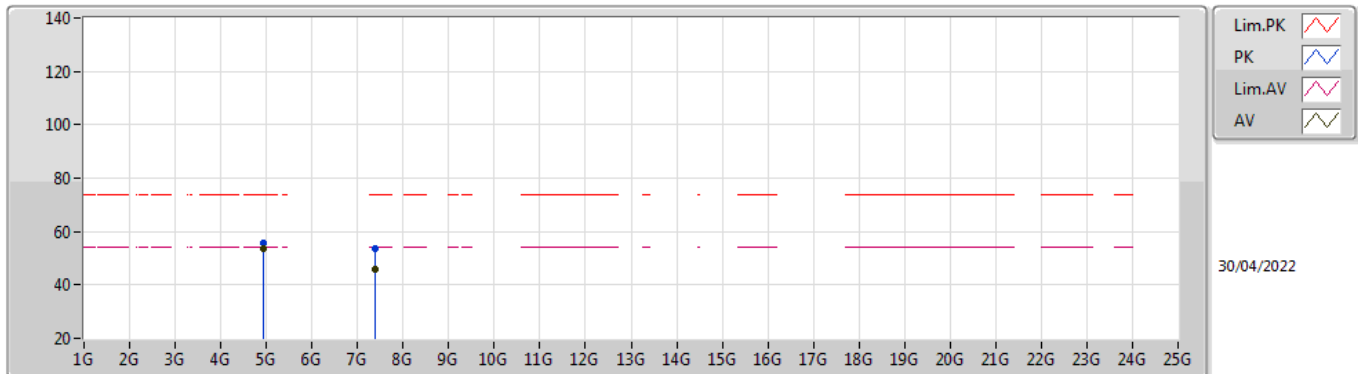
2462MHz_TX



Type	Freq (Hz)	Level (dBuV/m)	Limit (dBuV/m)	Margin (dB)	Factor (dB)	Dist (m)	Condition	Azimuth (°)	Height (m)	Comment	Raw (dBuV)	AF (dB)	CL (dB)	PA (dB)
AV	4.924G	46.35	54.00	-7.65	4.83	3	Vertical	165	2.98	-	41.52	32.94	6.33	34.44
AV	7.3852G	53.19	54.00	-0.81	9.98	3	Vertical	142	1.96	-	43.21	36.69	8.12	34.83
PK	4.92404G	50.31	74.00	-23.69	4.83	3	Vertical	165	2.98	-	45.48	32.94	6.33	34.44
PK	7.38504G	58.15	74.00	-15.85	9.98	3	Vertical	142	1.96	-	48.17	36.69	8.12	34.83

802.11b_Nss1,(1Mbps)_2TX

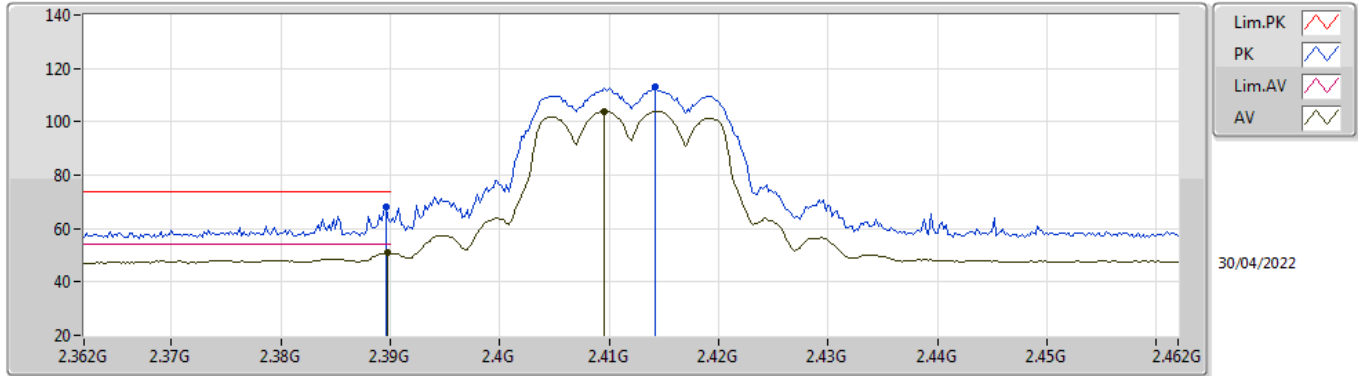
2462MHz_TX



Type	Freq (Hz)	Level (dBuV/m)	Limit (dBuV/m)	Margin (dB)	Factor (dB)	Dist (m)	Condition	Azimuth (°)	Height (m)	Comment	Raw (dBuV)	AF (dB)	CL (dB)	PA (dB)
AV	4.924G	53.43	54.00	-0.57	4.83	3	Horizontal	91	1.28	-	48.60	32.94	6.33	34.44
AV	7.3852G	45.83	54.00	-8.17	9.98	3	Horizontal	329	3.00	-	35.85	36.69	8.12	34.83
PK	4.92392G	55.76	74.00	-18.24	4.83	3	Horizontal	91	1.28	-	50.93	32.94	6.33	34.44
PK	7.38652G	53.51	74.00	-20.49	9.96	3	Horizontal	329	3.00	-	43.55	36.68	8.11	34.83

802.11g_Nss1,(6Mbps)_2TX

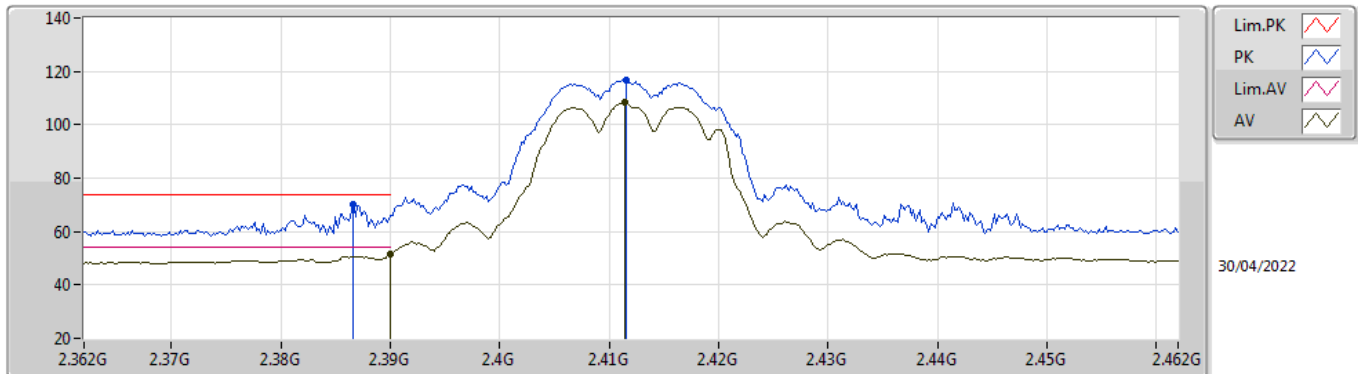
2412MHz_TX



Type	Freq (Hz)	Level (dBuV/m)	Limit (dBuV/m)	Margin (dB)	Factor (dB)	Dist (m)	Condition	Azimuth (°)	Height (m)	Comment	Raw (dBuV)	AF (dB)	CL (dB)	PA (dB)
AV	2.3898G	50.95	54.00	-3.05	31.75	3	Vertical	0	2.91	-	19.20	27.38	4.37	-
AV	2.4096G	104.02	Inf	-Inf	31.83	3	Vertical	0	2.91	-	72.19	27.44	4.39	-
PK	2.3896G	68.36	74.00	-5.64	31.75	3	Vertical	0	2.91	-	36.61	27.38	4.37	-
PK	2.4142G	113.10	Inf	-Inf	31.86	3	Vertical	0	2.91	-	81.24	27.46	4.40	-

802.11g_Nss1,(6Mbps)_2TX

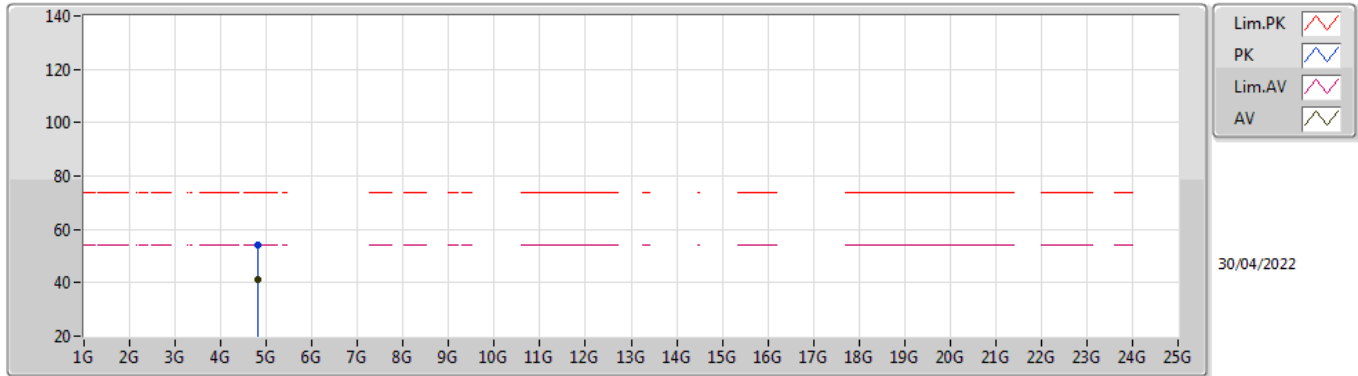
2412MHz_TX



Type	Freq (Hz)	Level (dBuV/m)	Limit (dBuV/m)	Margin (dB)	Factor (dB)	Dist (m)	Condition	Azimuth (°)	Height (m)	Comment	Raw (dBuV)	AF (dB)	CL (dB)	PA (dB)
AV	2.39G	51.54	54.00	-2.46	31.75	3	Horizontal	313	1.55	-	19.79	27.38	4.37	-
AV	2.4114G	108.19	Inf	-Inf	31.85	3	Horizontal	313	1.55	-	76.34	27.45	4.40	-
PK	2.3866G	69.99	74.00	-4.01	31.74	3	Horizontal	313	1.55	-	38.25	27.37	4.37	-
PK	2.4116G	116.86	Inf	-Inf	31.85	3	Horizontal	313	1.55	-	85.01	27.45	4.40	-

802.11g_Nss1,(6Mbps)_2TX

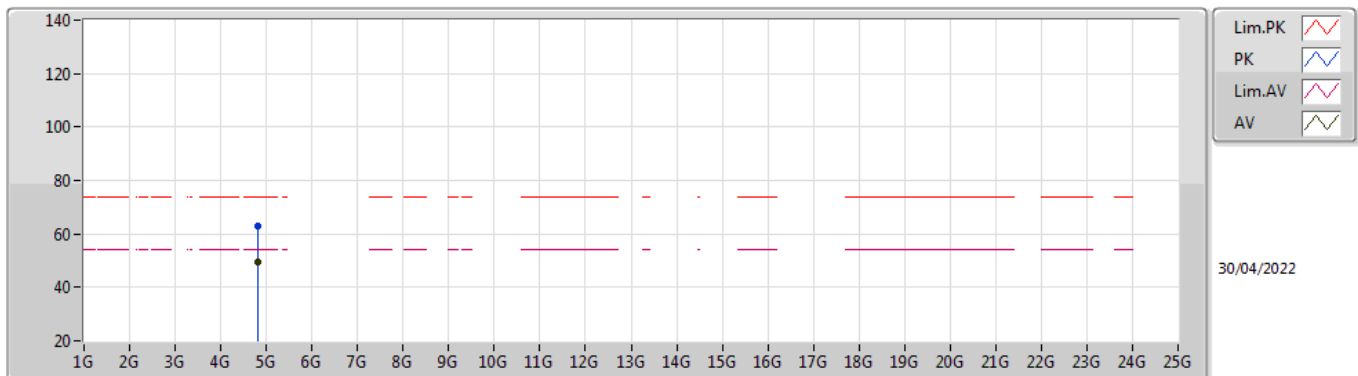
2412MHz_TX



Type	Freq	Level	Limit	Margin	Factor	Dist	Condition	Azimuth	Height	Comment	Raw	AF	CL	PA
	(Hz)	(dBuV/m)	(dBuV/m)	(dB)	(dB)	(m)		(°)	(m)		(dBuV)	(dB)	(dB)	(dB)
AV	4.82392G	41.19	54.00	-12.81	4.42	3	Vertical	159	3.00	-	36.77	32.60	6.27	34.45
PK	4.8188G	53.99	74.00	-20.01	4.40	3	Vertical	159	3.00	-	49.59	32.58	6.27	34.45

802.11g_Nss1,(6Mbps)_2TX

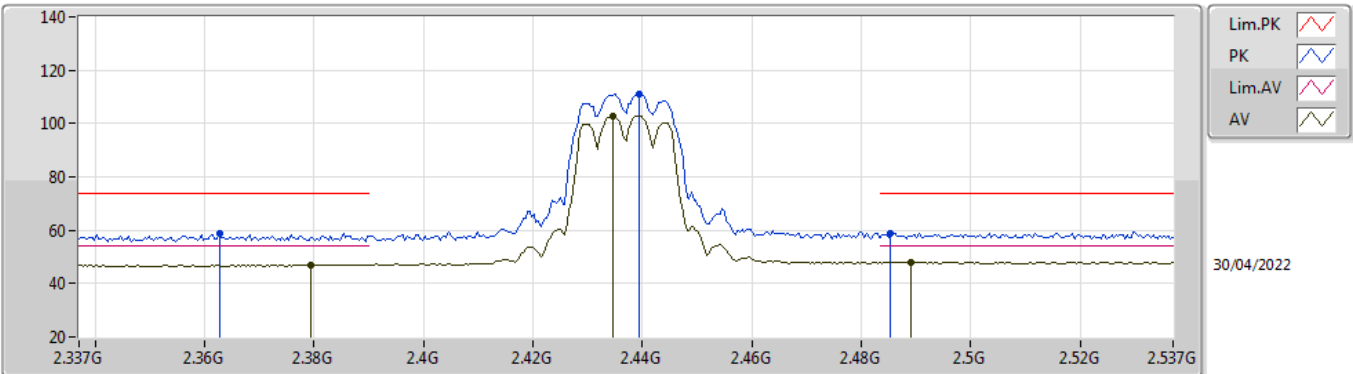
2412MHz_TX



Type	Freq	Level	Limit	Margin	Factor	Dist	Condition	Azimuth	Height	Comment	Raw	AF	CL	PA
	(Hz)	(dBuV/m)	(dBuV/m)	(dB)	(dB)	(m)		(°)	(m)		(dBuV)	(dB)	(dB)	(dB)
AV	4.82584G	49.69	54.00	-4.31	4.43	3	Horizontal	277	1.17	-	45.26	32.60	6.28	34.45
PK	4.82052G	63.15	74.00	-10.85	4.40	3	Horizontal	277	1.17	-	58.75	32.58	6.27	34.45

802.11g_Nss1,(6Mbps)_2TX

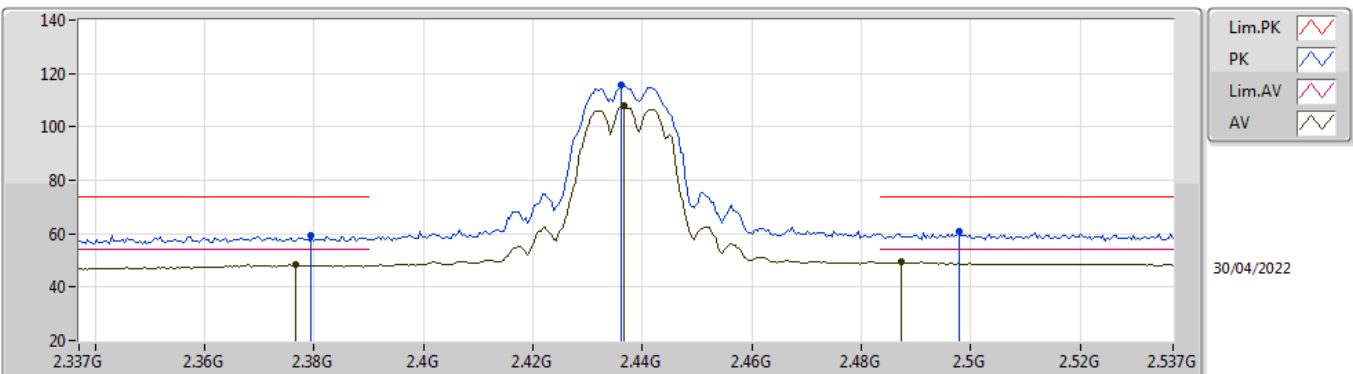
2437MHz_TX



Type	Freq	Level	Limit	Margin	Factor	Dist	Condition	Azimuth	Height	Comment	Raw	AF	CL	PA
	(Hz)	(dBuV/m)	(dBuV/m)	(dB)	(dB)	(m)		(°)	(m)		(dBuV)	(dB)	(dB)	(dB)
AV	2.3794G	47.14	54.00	-6.86	31.72	3	Vertical	357	2.77	-	15.42	27.36	4.36	-
AV	2.4346G	102.95	Inf	-Inf	31.97	3	Vertical	357	2.77	-	70.98	27.54	4.43	-
AV	2.489G	48.18	54.00	-5.82	32.34	3	Vertical	357	2.77	-	15.84	27.83	4.51	-
PK	2.3626G	58.86	74.00	-15.14	31.67	3	Vertical	357	2.77	-	27.19	27.33	4.34	-
PK	2.4394G	111.06	Inf	-Inf	32.00	3	Vertical	357	2.77	-	79.06	27.56	4.44	-
PK	2.4854G	58.83	74.00	-15.17	32.31	3	Vertical	357	2.77	-	26.52	27.81	4.50	-

802.11g_Nss1,(6Mbps)_2TX

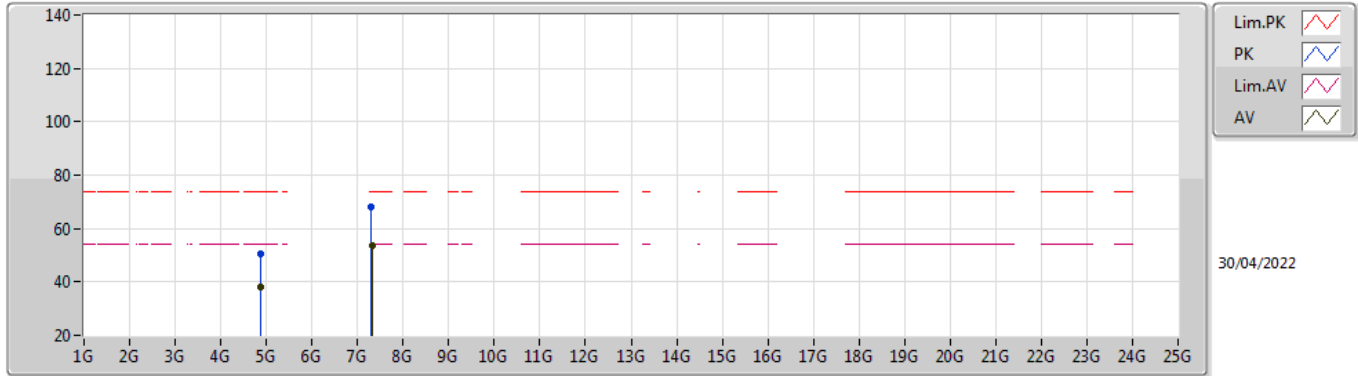
2437MHz_TX



Type	Freq	Level	Limit	Margin	Factor	Dist	Condition	Azimuth	Height	Comment	Raw	AF	CL	PA
	(Hz)	(dBuV/m)	(dBuV/m)	(dB)	(dB)	(m)		(°)	(m)		(dBuV)	(dB)	(dB)	(dB)
AV	2.3766G	48.23	54.00	-5.77	31.71	3	Horizontal	315	1.00	-	16.52	27.35	4.36	-
AV	2.4366G	107.81	Inf	-Inf	31.98	3	Horizontal	315	1.00	-	75.83	27.55	4.43	-
AV	2.4874G	49.48	54.00	-4.52	32.33	3	Horizontal	315	1.00	-	17.15	27.82	4.51	-
PK	2.3794G	59.20	74.00	-14.80	31.72	3	Horizontal	315	1.00	-	27.48	27.36	4.36	-
PK	2.4362G	115.66	Inf	-Inf	31.97	3	Horizontal	315	1.00	-	83.69	27.54	4.43	-
PK	2.4978G	60.74	74.00	-13.26	32.41	3	Horizontal	315	1.00	-	28.33	27.89	4.52	-

802.11g_Nss1,(6Mbps)_2TX

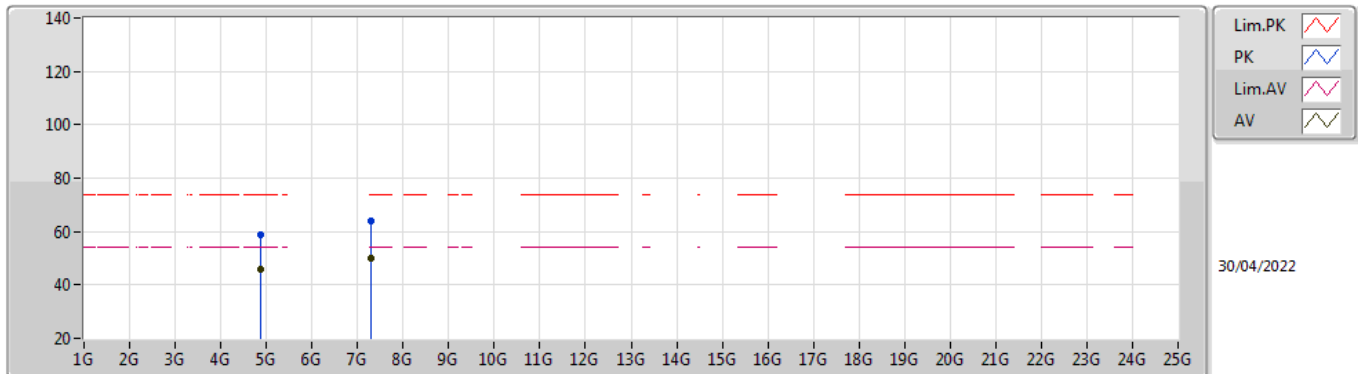
2437MHz_TX



Type	Freq (Hz)	Level (dBuV/m)	Limit (dBuV/m)	Margin (dB)	Factor (dB)	Dist (m)	Condition	Azimuth (°)	Height (m)	Comment	Raw (dBuV)	AF (dB)	CL (dB)	PA (dB)
AV	4.87384G	38.30	54.00	-15.70	4.61	3	Vertical	160	2.78	-	33.69	32.75	6.30	34.44
AV	7.312G	53.84	54.00	-0.16	10.08	3	Vertical	134	2.81	-	43.76	36.75	8.14	34.81
PK	4.87384G	50.71	74.00	-23.29	4.61	3	Vertical	160	2.78	-	46.10	32.75	6.30	34.44
PK	7.30916G	68.32	74.00	-5.68	10.07	3	Vertical	134	2.81	-	58.25	36.74	8.14	34.81

802.11g_Nss1,(6Mbps)_2TX

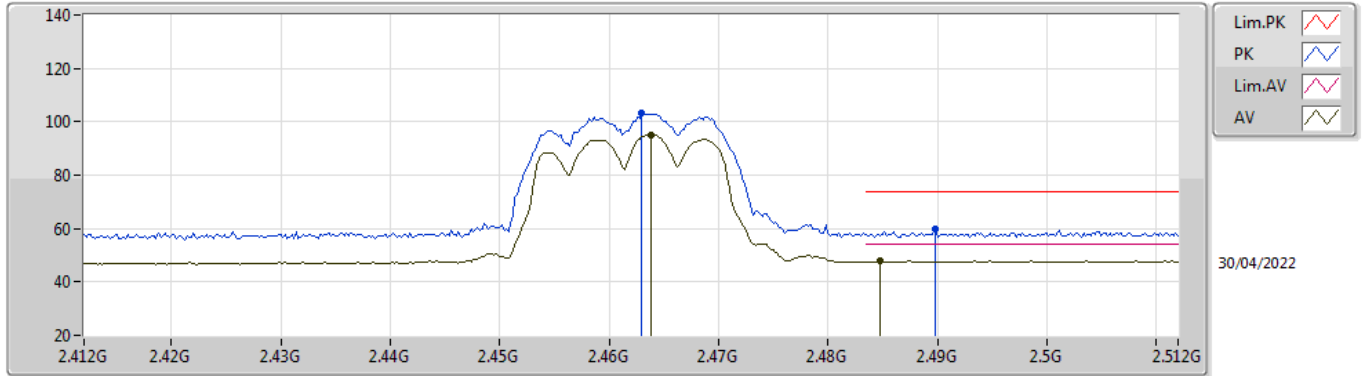
2437MHz_TX



Type	Freq (Hz)	Level (dBuV/m)	Limit (dBuV/m)	Margin (dB)	Factor (dB)	Dist (m)	Condition	Azimuth (°)	Height (m)	Comment	Raw (dBuV)	AF (dB)	CL (dB)	PA (dB)
AV	4.87036G	46.12	54.00	-7.88	4.60	3	Horizontal	276	1.00	-	41.52	32.74	6.30	34.44
AV	7.3088G	50.08	54.00	-3.92	10.07	3	Horizontal	132	2.71	-	40.01	36.74	8.14	34.81
PK	4.87608G	58.70	74.00	-15.30	4.62	3	Horizontal	276	1.00	-	54.08	32.75	6.31	34.44
PK	7.30748G	64.09	74.00	-9.91	10.06	3	Horizontal	132	2.71	-	54.03	36.73	8.14	34.81

802.11g_Nss1,(6Mbps)_2TX

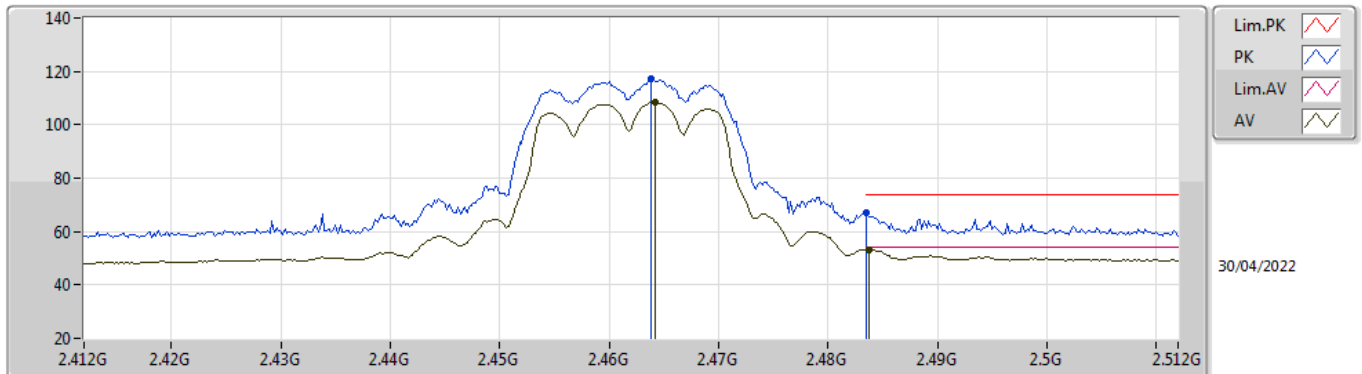
2462MHz_TX



Type	Freq (Hz)	Level (dBuV/m)	Limit (dBuV/m)	Margin (dB)	Factor (dB)	Dist (m)	Condition	Azimuth (°)	Height (m)	Comment	Raw (dBuV)	AF (dB)	CL (dB)	PA (dB)
AV	2.4638G	95.08	Inf	-Inf	32.15	3	Vertical	256	2.73	-	62.93	27.68	4.47	-
AV	2.4848G	47.92	54.00	-6.08	32.31	3	Vertical	256	2.73	-	15.61	27.81	4.50	-
PK	2.463G	103.10	Inf	-Inf	32.15	3	Vertical	256	2.73	-	70.95	27.68	4.47	-
PK	2.4898G	59.89	74.00	-14.11	32.35	3	Vertical	256	2.73	-	27.54	27.84	4.51	-

802.11g_Nss1,(6Mbps)_2TX

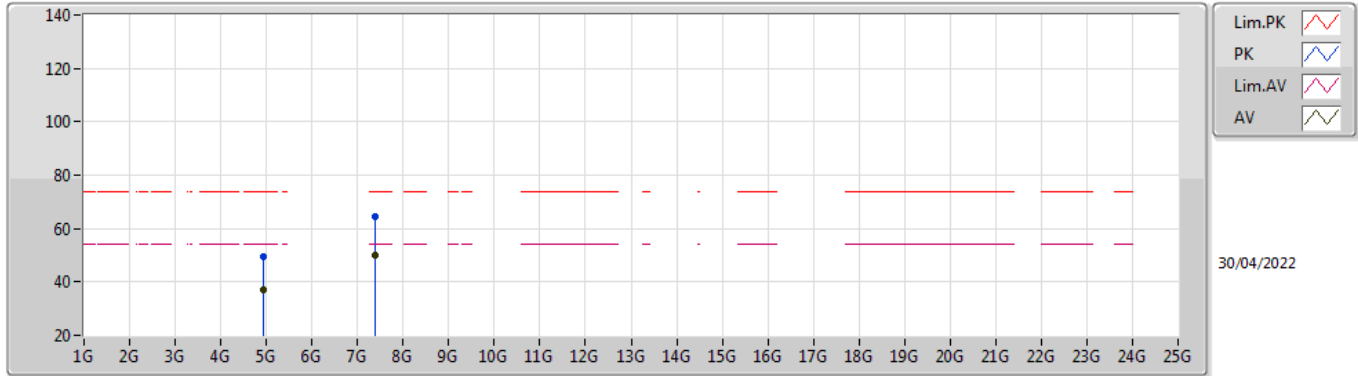
2462MHz_TX



Type	Freq (Hz)	Level (dBuV/m)	Limit (dBuV/m)	Margin (dB)	Factor (dB)	Dist (m)	Condition	Azimuth (°)	Height (m)	Comment	Raw (dBuV)	AF (dB)	CL (dB)	PA (dB)
AV	2.4642G	108.44	Inf	-Inf	32.16	3	Horizontal	313	1.46	-	76.28	27.69	4.47	-
AV	2.4838G	53.18	54.00	-0.82	32.30	3	Horizontal	313	1.46	-	20.88	27.80	4.50	-
PK	2.4638G	117.17	Inf	-Inf	32.15	3	Horizontal	313	1.46	-	85.02	27.68	4.47	-
PK	2.4835G	67.30	74.00	-6.70	32.30	3	Horizontal	313	1.46	-	35.00	27.80	4.50	-

802.11g_Nss1,(6Mbps)_2TX

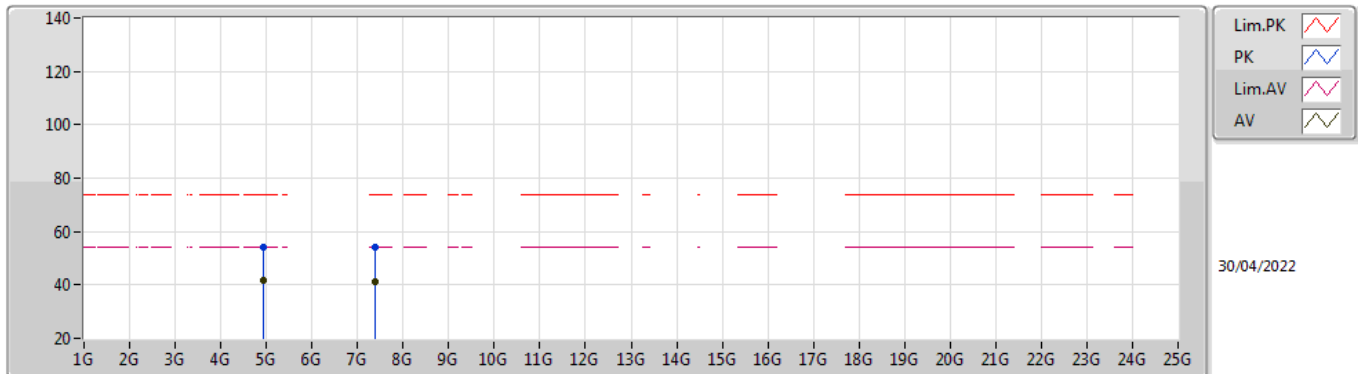
2462MHz_TX



Type	Freq (Hz)	Level (dBuV/m)	Limit (dBuV/m)	Margin (dB)	Factor (dB)	Dist (m)	Condition	Azimuth (°)	Height (m)	Comment	Raw (dBuV)	AF (dB)	CL (dB)	PA (dB)
AV	4.9242G	37.02	54.00	-16.98	4.84	3	Vertical	238	2.65	-	32.18	32.95	6.33	34.44
AV	7.38376G	49.99	54.00	-4.01	9.99	3	Vertical	136	3.00	-	40.00	36.70	8.12	34.83
PK	4.92412G	49.40	74.00	-24.60	4.83	3	Vertical	238	2.65	-	44.57	32.94	6.33	34.44
PK	7.38636G	64.35	74.00	-9.65	9.96	3	Vertical	136	3.00	-	54.39	36.68	8.11	34.83

802.11g_Nss1,(6Mbps)_2TX

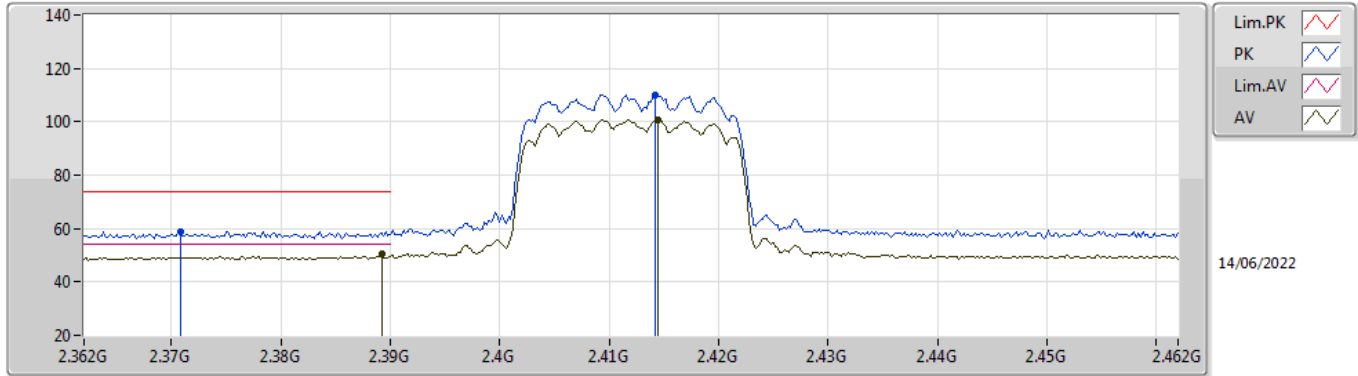
2462MHz_TX



Type	Freq (Hz)	Level (dBuV/m)	Limit (dBuV/m)	Margin (dB)	Factor (dB)	Dist (m)	Condition	Azimuth (°)	Height (m)	Comment	Raw (dBuV)	AF (dB)	CL (dB)	PA (dB)
AV	4.92156G	41.83	54.00	-12.17	4.82	3	Horizontal	275	2.65	-	37.01	32.93	6.33	34.44
AV	7.38796G	41.18	54.00	-12.82	9.95	3	Horizontal	20	1.29	-	31.23	36.67	8.11	34.83
PK	4.92108G	53.99	74.00	-20.01	4.82	3	Horizontal	275	2.65	-	49.17	32.93	6.33	34.44
PK	7.38824G	53.97	74.00	-20.03	9.95	3	Horizontal	20	1.29	-	44.02	36.67	8.11	34.83

802.11ax HEW20_Nss1,(MCS0)_2TX

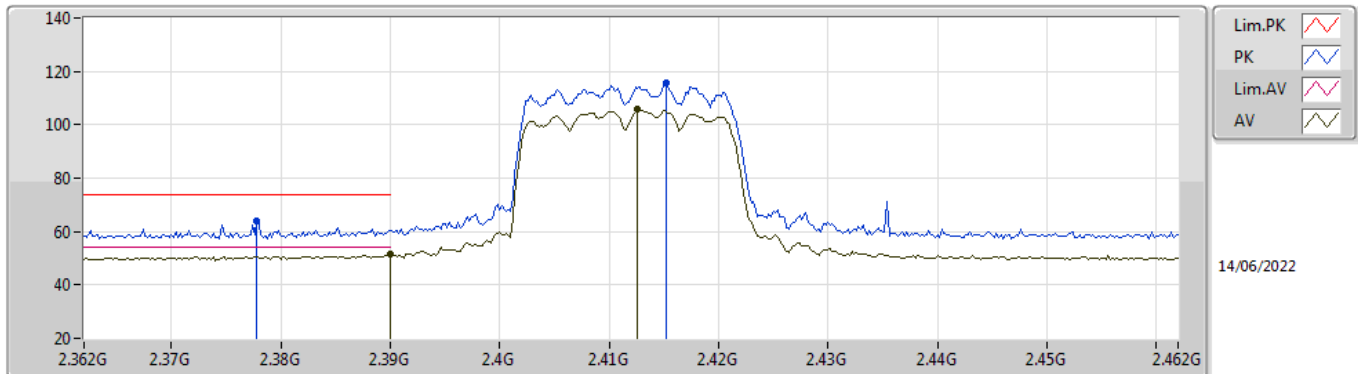
2412MHz_TX



Type	Freq (Hz)	Level (dBuV/m)	Limit (dBuV/m)	Margin (dB)	Raw (dBuV)	Dist (m)	Condition	Azimuth (°)	Height (m)	Comment	AF (dB)	CL (dB)	PA (dB)
AV	2.3892G	50.64	54.00	-3.36	18.89	3	Vertical	360	2.82	-	27.38	4.37	-
AV	2.4144G	100.81	Inf	-Inf	68.95	3	Vertical	360	2.82	-	27.46	4.40	-
PK	2.3708G	58.99	74.00	-15.01	27.30	3	Vertical	360	2.82	-	27.34	4.35	-
PK	2.4142G	110.19	Inf	-Inf	78.33	3	Vertical	360	2.82	-	27.46	4.40	-

802.11ax HEW20_Nss1,(MCS0)_2TX

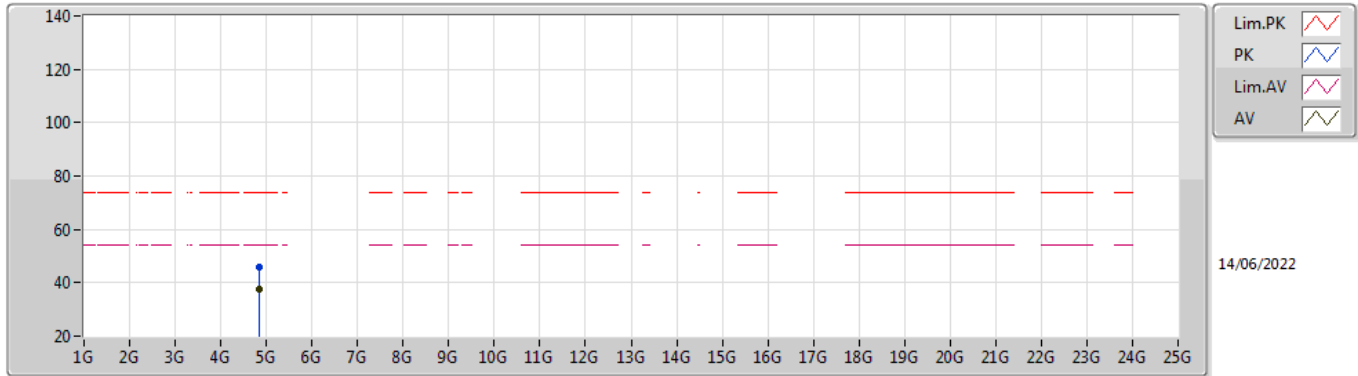
2412MHz_TX



Type	Freq (Hz)	Level (dBuV/m)	Limit (dBuV/m)	Margin (dB)	Raw (dBuV)	Dist (m)	Condition	Azimuth (°)	Height (m)	Comment	AF (dB)	CL (dB)	PA (dB)
AV	2.39G	51.40	54.00	-2.60	19.65	3	Horizontal	271	1.00	-	27.38	4.37	-
AV	2.4126G	105.78	Inf	-Inf	73.93	3	Horizontal	271	1.00	-	27.45	4.40	-
PK	2.3778G	64.00	74.00	-10.00	32.28	3	Horizontal	271	1.00	-	27.36	4.36	-
PK	2.4152G	115.49	Inf	-Inf	83.63	3	Horizontal	271	1.00	-	27.46	4.40	-

802.11ax HEW20_Nss1,(MCS0)_2TX

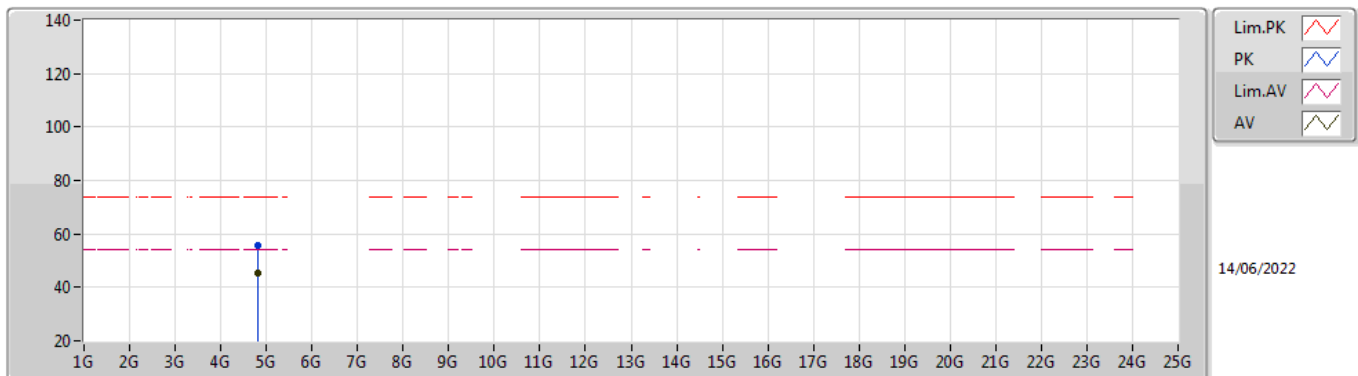
2412MHz_TX



Type	Freq	Level	Limit	Margin	Raw	Dist	Condition	Azimuth	Height	Comment	AF	CL	PA
	(Hz)	(dBuV/m)	(dBuV/m)	(dB)	(dBuV)	(m)		(°)	(m)		(dB)	(dB)	(dB)
AV	4.84376G	37.56	54.00	-16.44	33.04	3	Vertical	94	1.09	-	32.68	6.29	34.45
PK	4.8436G	45.87	74.00	-28.13	41.36	3	Vertical	94	1.09	-	32.67	6.29	34.45

802.11ax HEW20_Nss1,(MCS0)_2TX

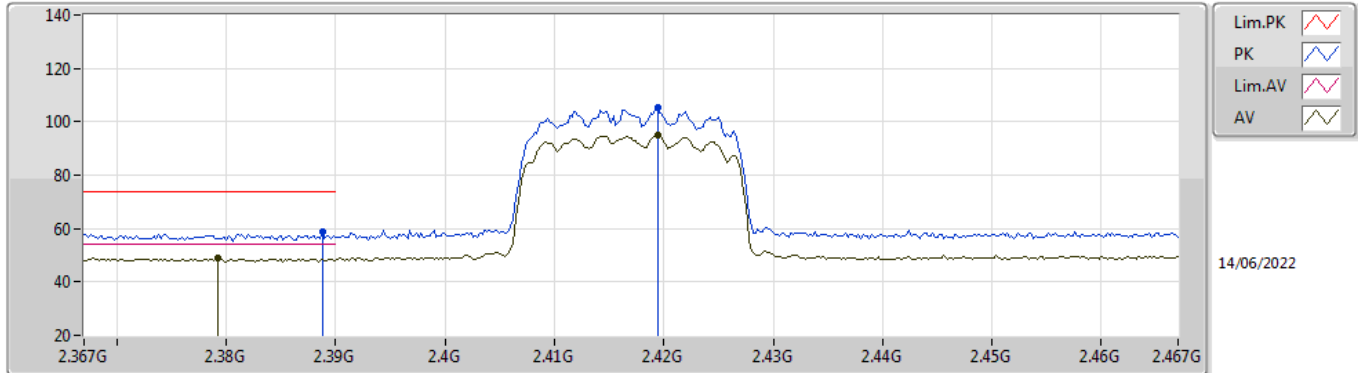
2412MHz_TX



Type	Freq	Level	Limit	Margin	Raw	Dist	Condition	Azimuth	Height	Comment	AF	CL	PA
	(Hz)	(dBuV/m)	(dBuV/m)	(dB)	(dBuV)	(m)		(°)	(m)		(dB)	(dB)	(dB)
AV	4.8255G	45.43	54.00	-8.57	41.00	3	Horizontal	282	1.10	-	32.60	6.28	34.45
PK	4.8258G	55.88	74.00	-18.12	51.45	3	Horizontal	282	1.10	-	32.60	6.28	34.45

802.11ax HEW20_Nss1,(MCS0)_2TX

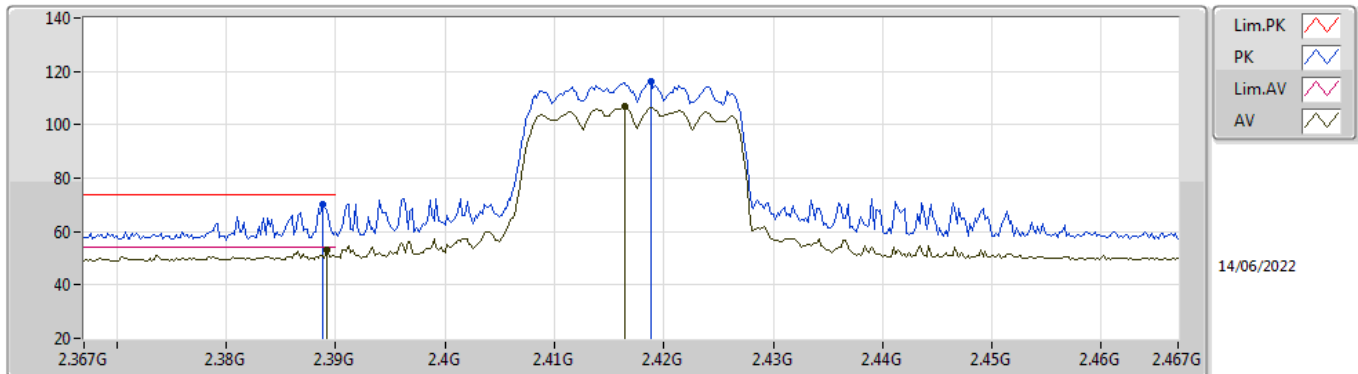
2417MHz_TX



Type	Freq (Hz)	Level (dBuV/m)	Limit (dBuV/m)	Margin (dB)	Raw (dBuV)	Dist (m)	Condition	Azimuth (°)	Height (m)	Comment	AF (dB)	CL (dB)	PA (dB)
AV	2.3792G	48.84	54.00	-5.16	17.12	3	Vertical	128	2.89	-	27.36	4.36	-
AV	2.4194G	95.01	Inf	-Inf	63.12	3	Vertical	128	2.89	-	27.48	4.41	-
PK	2.3888G	58.77	74.00	-15.23	27.02	3	Vertical	128	2.89	-	27.38	4.37	-
PK	2.4194G	105.43	Inf	-Inf	73.54	3	Vertical	128	2.89	-	27.48	4.41	-

802.11ax HEW20_Nss1,(MCS0)_2TX

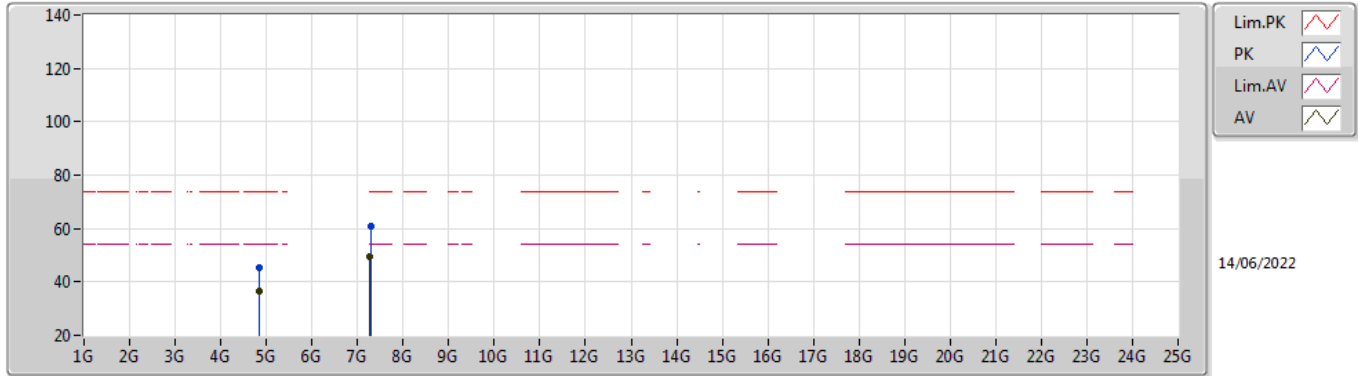
2417MHz_TX



Type	Freq (Hz)	Level (dBuV/m)	Limit (dBuV/m)	Margin (dB)	Raw (dBuV)	Dist (m)	Condition	Azimuth (°)	Height (m)	Comment	AF (dB)	CL (dB)	PA (dB)
AV	2.3892G	53.21	54.00	-0.79	21.46	3	Horizontal	271	1.21	-	27.38	4.37	-
AV	2.4164G	106.64	Inf	-Inf	74.77	3	Horizontal	271	1.21	-	27.47	4.40	-
PK	2.3888G	70.13	74.00	-3.87	38.38	3	Horizontal	271	1.21	-	27.38	4.37	-
PK	2.4188G	116.09	Inf	-Inf	84.20	3	Horizontal	271	1.21	-	27.48	4.41	-

802.11ax HEW20_Nss1,(MCS0)_2TX

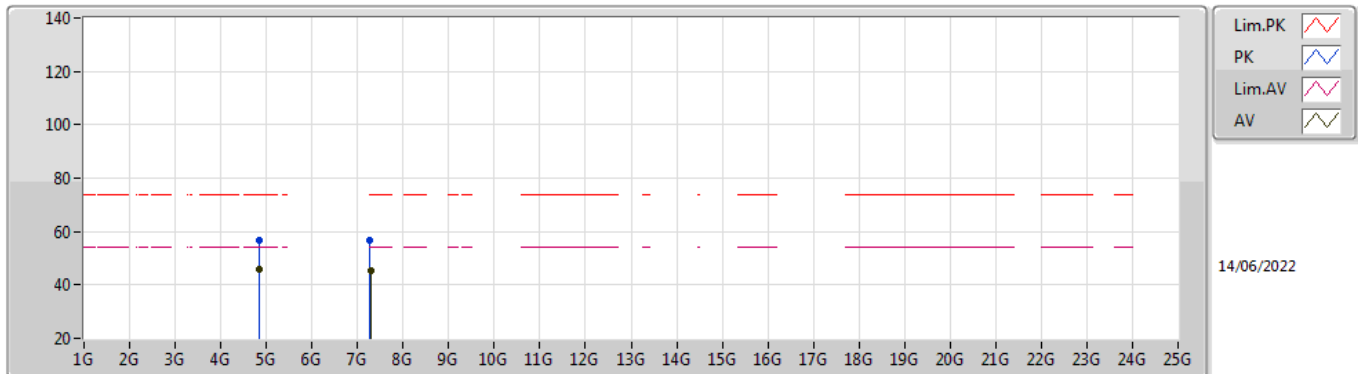
2417MHz_TX



Type	Freq (Hz)	Level (dBuV/m)	Limit (dBuV/m)	Margin (dB)	Raw (dBuV)	Dist (m)	Condition	Azimuth (°)	Height (m)	Comment	AF (dB)	CL (dB)	PA (dB)
AV	4.84372G	36.39	54.00	-17.61	31.88	3	Vertical	96	1.15	-	32.67	6.29	34.45
AV	7.2798G	49.58	54.00	-4.42	39.45	3	Vertical	79	2.19	-	36.78	8.15	34.80
PK	4.84336G	45.46	74.00	-28.54	40.95	3	Vertical	96	1.15	-	32.67	6.29	34.45
PK	7.2822G	60.77	74.00	-13.23	50.65	3	Vertical	79	2.19	-	36.77	8.15	34.80

802.11ax HEW20_Nss1,(MCS0)_2TX

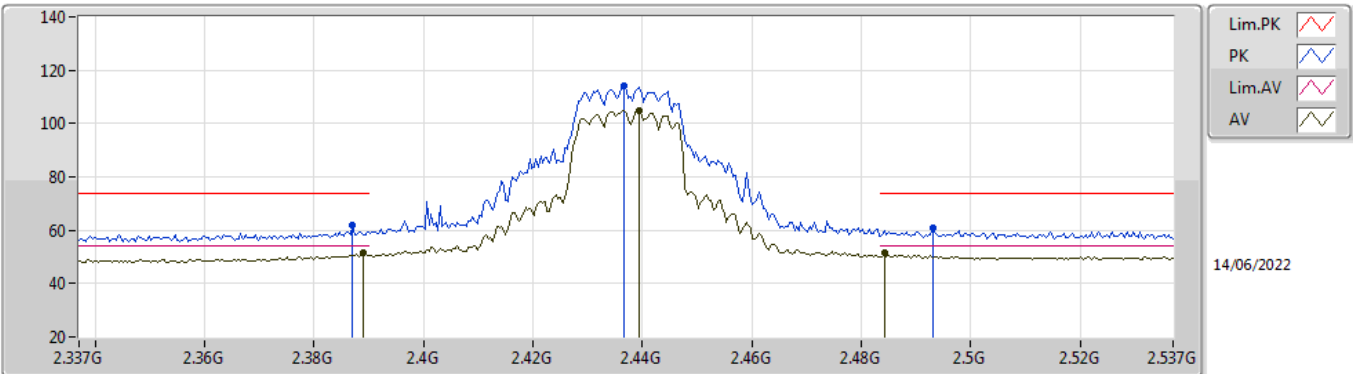
2417MHz_TX



Type	Freq (Hz)	Level (dBuV/m)	Limit (dBuV/m)	Margin (dB)	Raw (dBuV)	Dist (m)	Condition	Azimuth (°)	Height (m)	Comment	AF (dB)	CL (dB)	PA (dB)
AV	4.85308G	45.99	54.00	-8.01	41.43	3	Horizontal	279	1.00	-	32.71	6.29	34.44
AV	7.2818G	45.41	54.00	-8.59	35.29	3	Horizontal	26	1.23	-	36.77	8.15	34.80
PK	4.84822G	56.86	74.00	-17.14	52.33	3	Horizontal	279	1.00	-	32.69	6.29	34.45
PK	7.2772G	56.77	74.00	-17.23	46.63	3	Horizontal	26	1.23	-	36.79	8.15	34.80

802.11ax HEW20_Nss1,(MCS0)_2TX

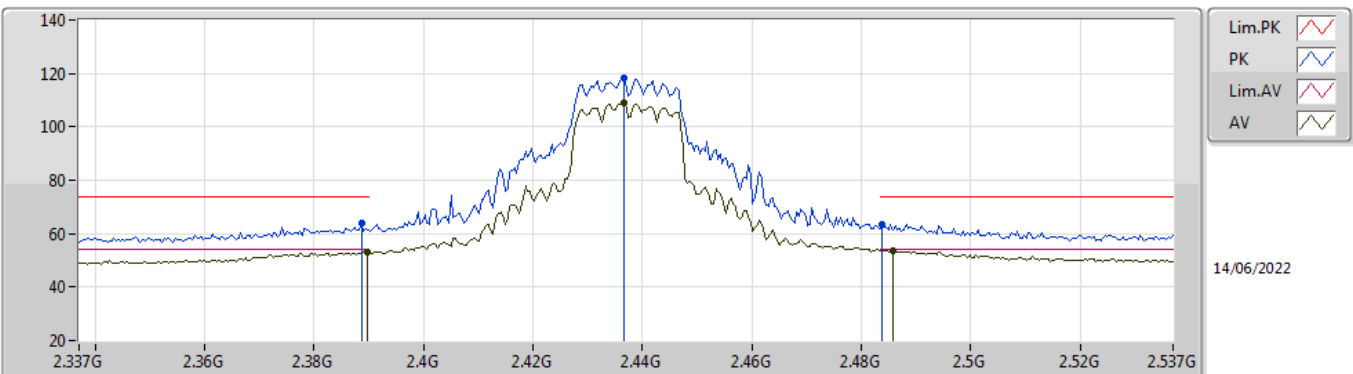
2437MHz_TX



Type	Freq	Level	Limit	Margin	Raw	Dist	Condition	Azimuth	Height	Comment	AF	CL	PA
	(Hz)	(dBuV/m)	(dBuV/m)	(dB)	(dBuV)	(m)		(°)	(m)		(dB)	(dB)	(dB)
AV	2.389G	51.39	54.00	-2.61	19.64	3	Vertical	30	2.79	-	27.38	4.37	-
AV	2.4394G	104.84	Inf	-Inf	72.84	3	Vertical	30	2.79	-	27.56	4.44	-
AV	2.4842G	51.76	54.00	-2.24	19.45	3	Vertical	30	2.79	-	27.81	4.50	-
PK	2.387G	61.92	74.00	-12.08	30.18	3	Vertical	30	2.79	-	27.37	4.37	-
PK	2.4366G	113.97	Inf	-Inf	81.99	3	Vertical	30	2.79	-	27.55	4.43	-
PK	2.493G	60.66	74.00	-13.34	28.29	3	Vertical	30	2.79	-	27.86	4.51	-

802.11ax HEW20_Nss1,(MCS0)_2TX

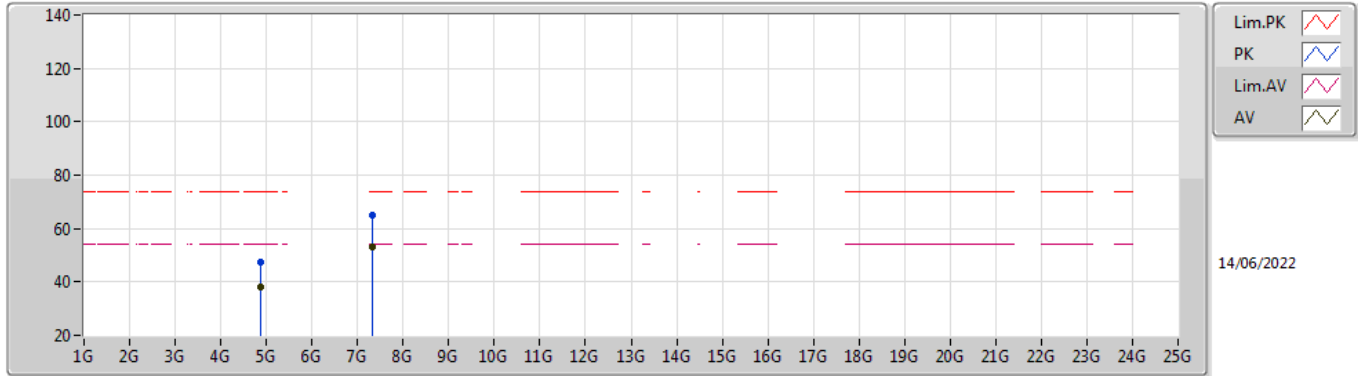
2437MHz_TX



Type	Freq	Level	Limit	Margin	Raw	Dist	Condition	Azimuth	Height	Comment	AF	CL	PA
	(Hz)	(dBuV/m)	(dBuV/m)	(dB)	(dBuV)	(m)		(°)	(m)		(dB)	(dB)	(dB)
AV	2.3898G	53.33	54.00	-0.67	21.58	3	Horizontal	271	1.17	-	27.38	4.37	-
AV	2.4366G	108.88	Inf	-Inf	76.90	3	Horizontal	271	1.17	-	27.55	4.43	-
AV	2.4858G	53.69	54.00	-0.31	21.38	3	Horizontal	271	1.17	-	27.81	4.50	-
PK	2.3886G	64.02	74.00	-9.98	32.27	3	Horizontal	271	1.17	-	27.38	4.37	-
PK	2.4366G	118.08	Inf	-Inf	86.10	3	Horizontal	271	1.17	-	27.55	4.43	-
PK	2.4838G	63.56	74.00	-10.44	31.26	3	Horizontal	271	1.17	-	27.80	4.50	-

802.11ax HEW20_Nss1,(MCS0)_2TX

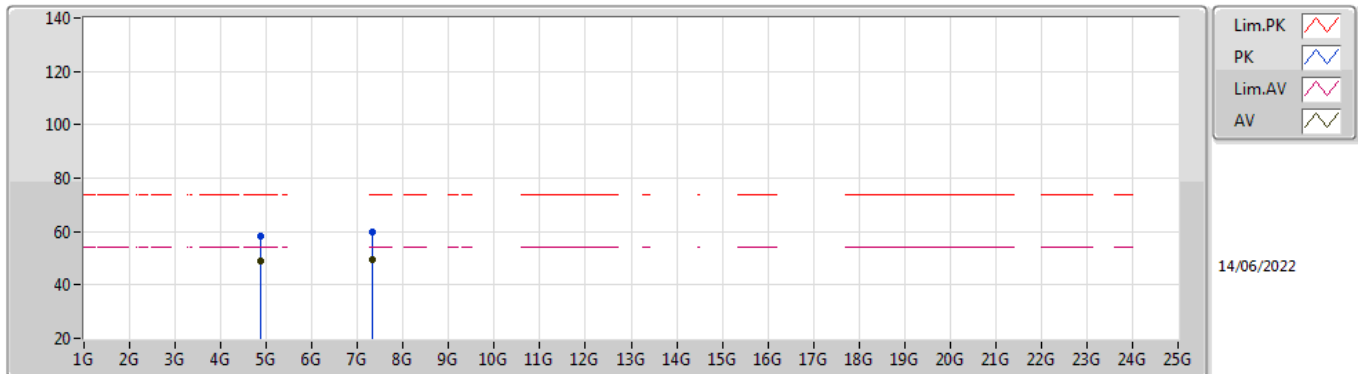
2437MHz_TX



Type	Freq (Hz)	Level (dBuV/m)	Limit (dBuV/m)	Margin (dB)	Raw (dBuV)	Dist (m)	Condition	Azimuth (°)	Height (m)	Comment	AF (dB)	CL (dB)	PA (dB)
AV	4.87562G	38.03	54.00	-15.97	33.41	3	Vertical	229	2.88	-	32.75	6.31	34.44
AV	7.3119G	53.00	54.00	-1.00	42.92	3	Vertical	68	2.18	-	36.75	8.14	34.81
PK	4.87508G	47.19	74.00	-26.81	42.57	3	Vertical	229	2.88	-	32.75	6.31	34.44
PK	7.31928G	64.85	74.00	-9.15	54.74	3	Vertical	68	2.18	-	36.78	8.14	34.81

802.11ax HEW20_Nss1,(MCS0)_2TX

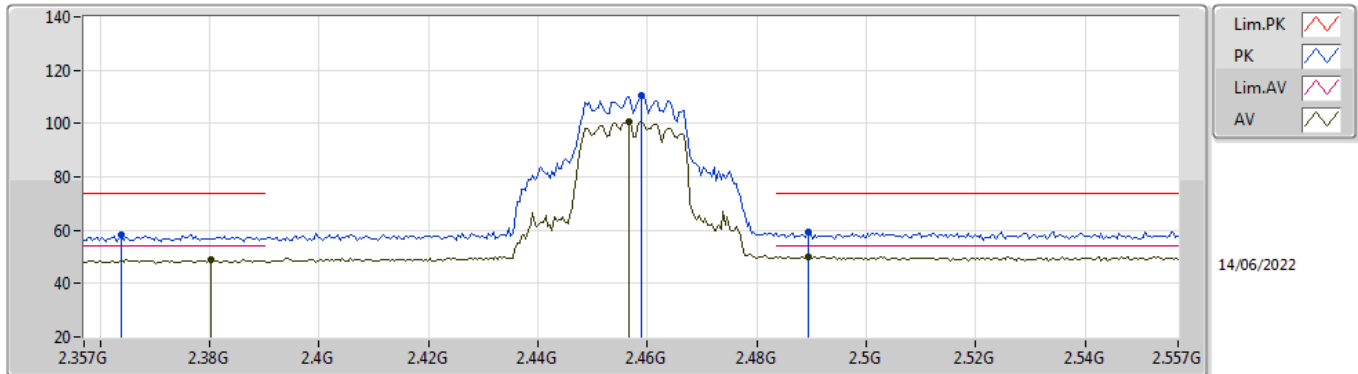
2437MHz_TX



Type	Freq (Hz)	Level (dBuV/m)	Limit (dBuV/m)	Margin (dB)	Raw (dBuV)	Dist (m)	Condition	Azimuth (°)	Height (m)	Comment	AF (dB)	CL (dB)	PA (dB)
AV	4.87562G	48.89	54.00	-5.11	44.27	3	Horizontal	277	1.07	-	32.75	6.31	34.44
AV	7.31046G	49.38	54.00	-4.62	39.31	3	Horizontal	25	1.38	-	36.74	8.14	34.81
PK	4.87814G	58.02	74.00	-15.98	53.39	3	Horizontal	277	1.07	-	32.76	6.31	34.44
PK	7.31352G	59.62	74.00	-14.38	49.54	3	Horizontal	25	1.38	-	36.75	8.14	34.81

802.11ax HEW20_Nss1,(MCS0)_2TX

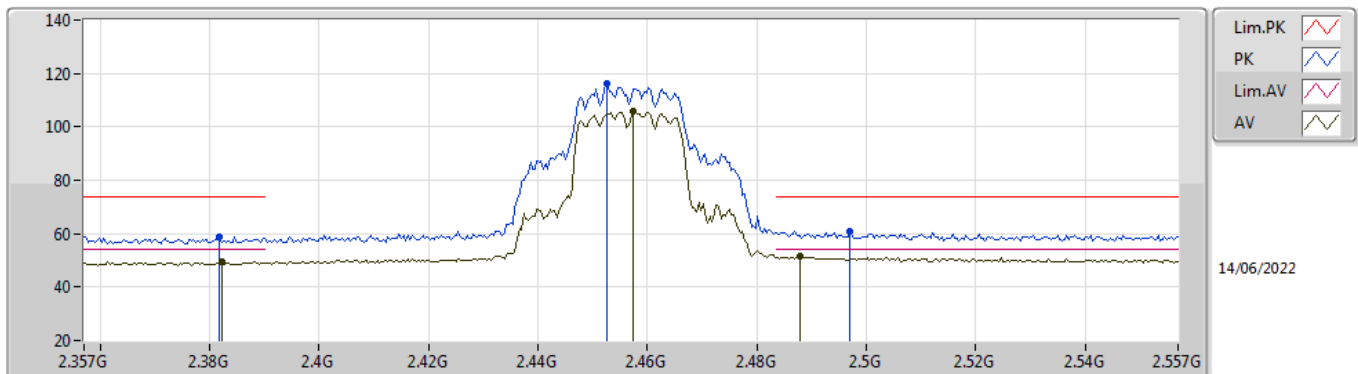
2457MHz_TX



Type	Freq (Hz)	Level (dBuV/m)	Limit (dBuV/m)	Margin (dB)	Raw (dBuV)	Dist (m)	Condition	Azimuth (°)	Height (m)	Comment	AF (dB)	CL (dB)	PA (dB)
AV	2.3802G	49.03	54.00	-4.97	17.31	3	Vertical	23	2.73	-	27.36	4.36	-
AV	2.4566G	100.76	Inf	-Inf	68.66	3	Vertical	23	2.73	-	27.64	4.46	-
AV	2.4894G	50.08	54.00	-3.92	17.73	3	Vertical	23	2.73	-	27.84	4.51	-
PK	2.3638G	58.36	74.00	-15.64	26.69	3	Vertical	23	2.73	-	27.33	4.34	-
PK	2.459G	110.44	Inf	-Inf	78.32	3	Vertical	23	2.73	-	27.65	4.47	-
PK	2.4894G	59.06	74.00	-14.94	26.71	3	Vertical	23	2.73	-	27.84	4.51	-

802.11ax HEW20_Nss1,(MCS0)_2TX

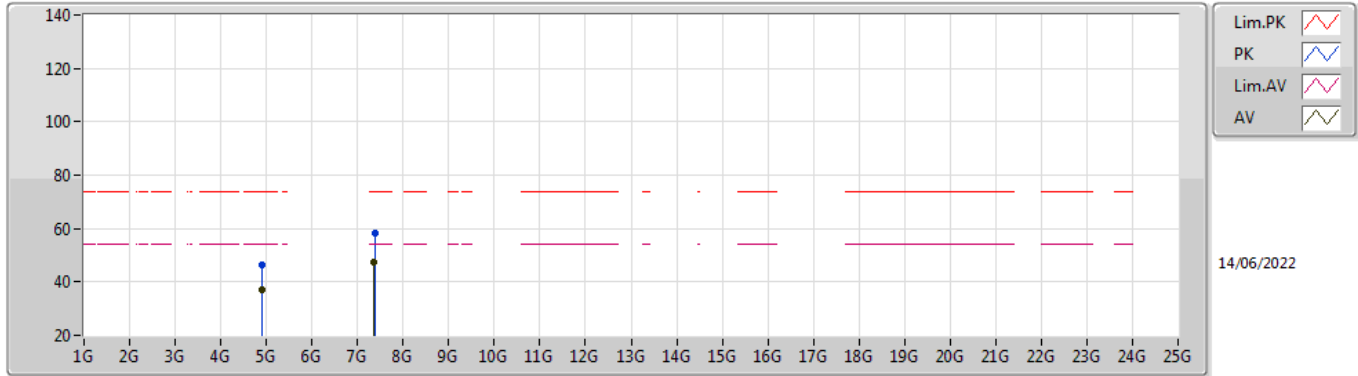
2457MHz_TX



Type	Freq (Hz)	Level (dBuV/m)	Limit (dBuV/m)	Margin (dB)	Raw (dBuV)	Dist (m)	Condition	Azimuth (°)	Height (m)	Comment	AF (dB)	CL (dB)	PA (dB)
AV	2.3822G	49.57	54.00	-4.43	17.85	3	Horizontal	56	1.19	-	27.36	4.36	-
AV	2.4574G	105.82	Inf	-Inf	73.72	3	Horizontal	56	1.19	-	27.64	4.46	-
AV	2.4878G	51.30	54.00	-2.70	18.96	3	Horizontal	56	1.19	-	27.83	4.51	-
PK	2.3818G	58.90	74.00	-15.10	27.18	3	Horizontal	56	1.19	-	27.36	4.36	-
PK	2.4526G	116.18	Inf	-Inf	84.10	3	Horizontal	56	1.19	-	27.62	4.46	-
PK	2.497G	61.11	74.00	-12.89	28.71	3	Horizontal	56	1.19	-	27.88	4.52	-

802.11ax HEW20_Nss1,(MCS0)_2TX

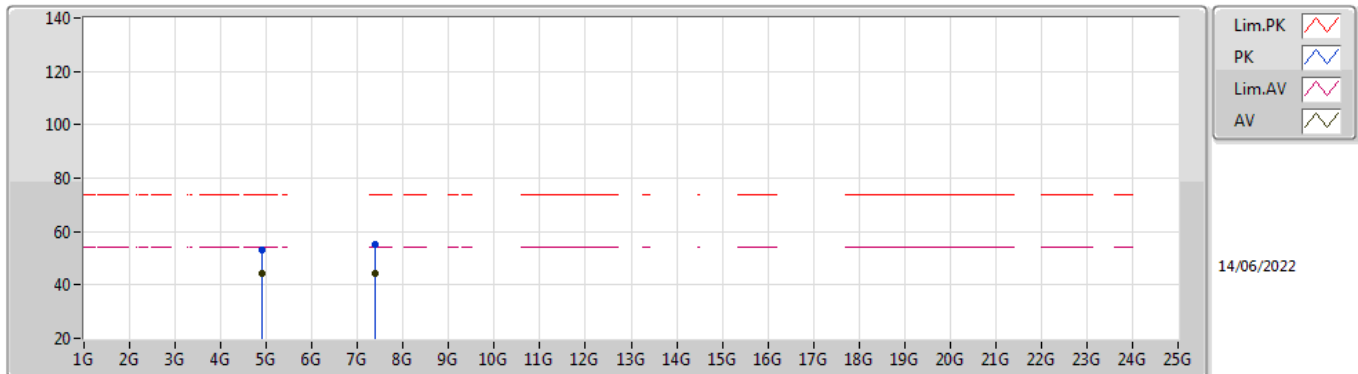
2457MHz_TX



Type	Freq (Hz)	Level (dBuV/m)	Limit (dBuV/m)	Margin (dB)	Raw (dBuV)	Dist (m)	Condition	Azimuth (°)	Height (m)	Comment	AF (dB)	CL (dB)	PA (dB)
AV	4.91652G	37.19	54.00	-16.81	32.40	3	Vertical	171	2.98	-	32.90	6.33	34.44
AV	7.37064G	47.37	54.00	-6.63	37.30	3	Vertical	83	2.10	-	36.78	8.12	34.83
PK	4.91112G	46.29	74.00	-27.71	41.53	3	Vertical	171	2.98	-	32.87	6.33	34.44
PK	7.37424G	58.09	74.00	-15.91	48.05	3	Vertical	83	2.10	-	36.75	8.12	34.83

802.11ax HEW20_Nss1,(MCS0)_2TX

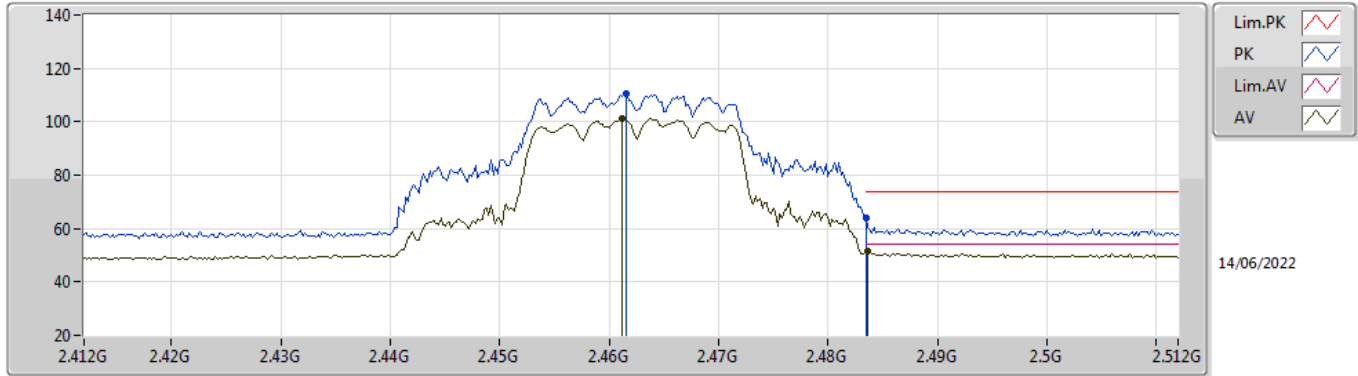
2457MHz_TX



Type	Freq (Hz)	Level (dBuV/m)	Limit (dBuV/m)	Margin (dB)	Raw (dBuV)	Dist (m)	Condition	Azimuth (°)	Height (m)	Comment	AF (dB)	CL (dB)	PA (dB)
AV	4.9131G	44.52	54.00	-9.48	39.75	3	Horizontal	282	1.02	-	32.88	6.33	34.44
AV	7.37748G	44.54	54.00	-9.46	34.51	3	Horizontal	23	1.12	-	36.74	8.12	34.83
PK	4.9158G	53.22	74.00	-20.78	48.44	3	Horizontal	282	1.02	-	32.89	6.33	34.44
PK	7.37892G	55.03	74.00	-18.97	45.01	3	Horizontal	23	1.12	-	36.73	8.12	34.83

802.11ax HEW20_Nss1,(MCS0)_2TX

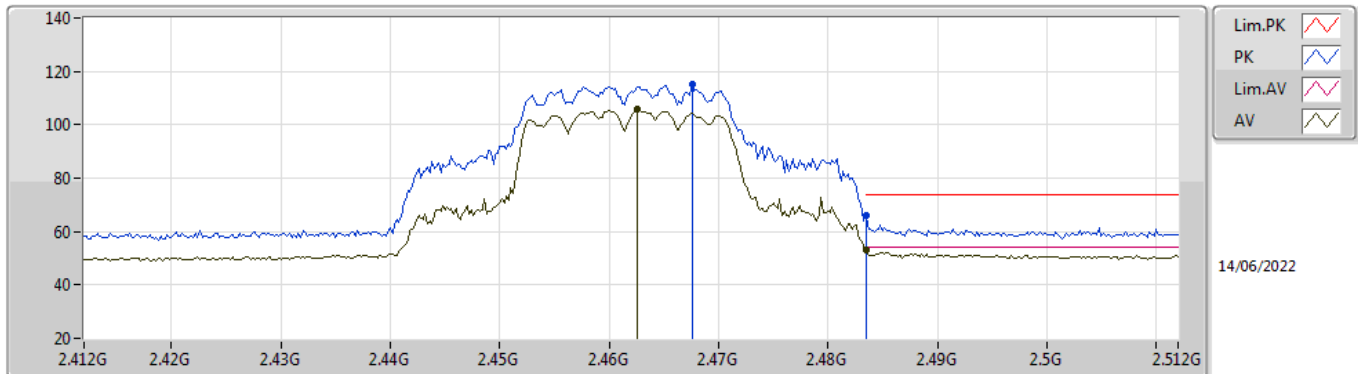
2462MHz_TX



Type	Freq (Hz)	Level (dBuV/m)	Limit (dBuV/m)	Margin (dB)	Raw (dBuV)	Dist (m)	Condition	Azimuth (°)	Height (m)	Comment	AF (dB)	CL (dB)	PA (dB)
AV	2.4612G	101.11	Inf	-Inf	68.97	3	Vertical	24	3.00	-	27.67	4.47	-
AV	2.4836G	51.43	54.00	-2.57	19.13	3	Vertical	24	3.00	-	27.80	4.50	-
PK	2.4616G	110.57	Inf	-Inf	78.43	3	Vertical	24	3.00	-	27.67	4.47	-
PK	2.4835G	64.10	74.00	-9.90	31.80	3	Vertical	24	3.00	-	27.80	4.50	-

802.11ax HEW20_Nss1,(MCS0)_2TX

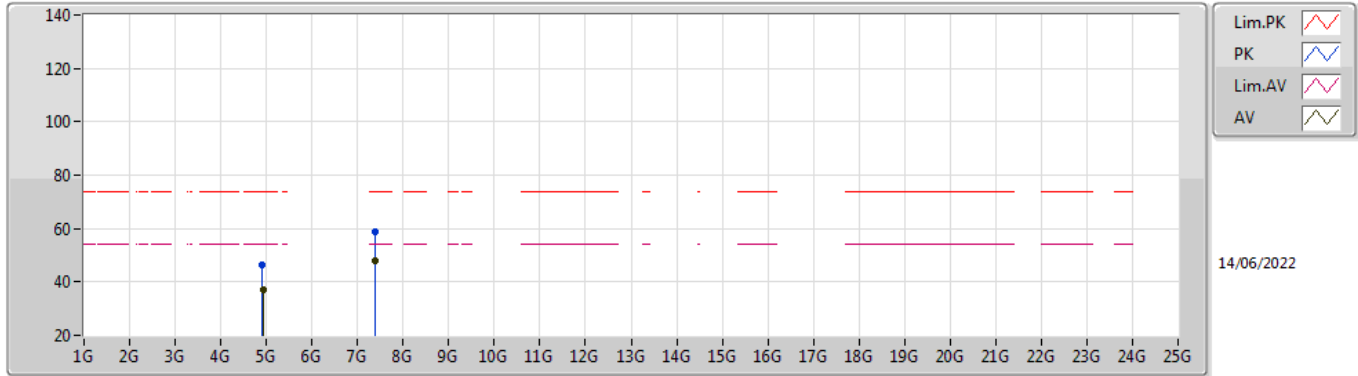
2462MHz_TX



Type	Freq (Hz)	Level (dBuV/m)	Limit (dBuV/m)	Margin (dB)	Raw (dBuV)	Dist (m)	Condition	Azimuth (°)	Height (m)	Comment	AF (dB)	CL (dB)	PA (dB)
AV	2.4626G	105.85	Inf	-Inf	73.70	3	Horizontal	56	1.21	-	27.68	4.47	-
AV	2.4835G	53.18	54.00	-0.82	20.88	3	Horizontal	56	1.21	-	27.80	4.50	-
PK	2.4676G	114.95	Inf	-Inf	82.76	3	Horizontal	56	1.21	-	27.71	4.48	-
PK	2.4835G	66.17	74.00	-7.83	33.87	3	Horizontal	56	1.21	-	27.80	4.50	-

802.11ax HEW20_Nss1,(MCS0)_2TX

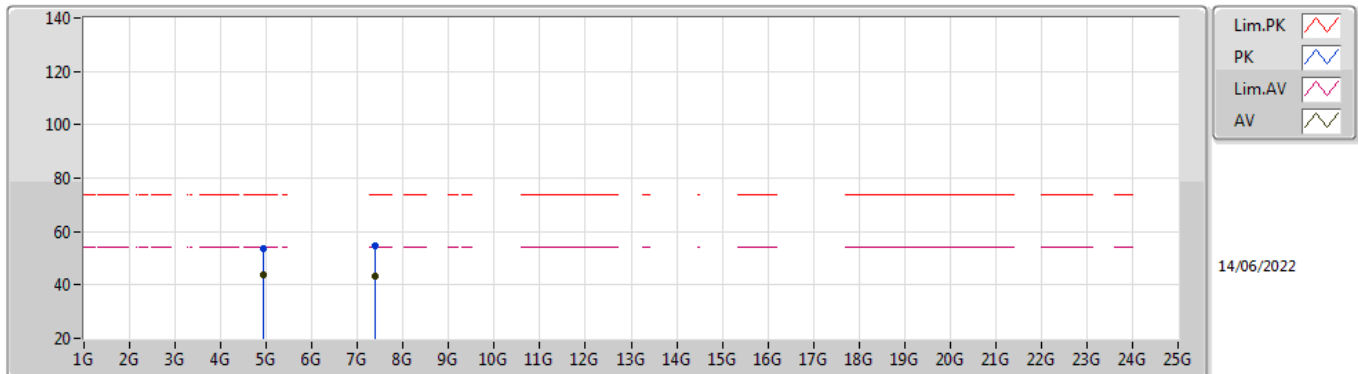
2462MHz_TX



Type	Freq (Hz)	Level (dBuV/m)	Limit (dBuV/m)	Margin (dB)	Raw (dBuV)	Dist (m)	Condition	Azimuth (°)	Height (m)	Comment	AF (dB)	CL (dB)	PA (dB)
AV	4.9219G	36.82	54.00	-17.18	32.00	3	Vertical	50	2.90	-	32.93	6.33	34.44
AV	7.38564G	47.73	54.00	-6.27	37.75	3	Vertical	69	2.27	-	36.69	8.12	34.83
PK	4.9146G	46.43	74.00	-27.57	41.65	3	Vertical	50	2.90	-	32.89	6.33	34.44
PK	7.38792G	58.63	74.00	-15.37	48.68	3	Vertical	69	2.27	-	36.67	8.11	34.83

802.11ax HEW20_Nss1,(MCS0)_2TX

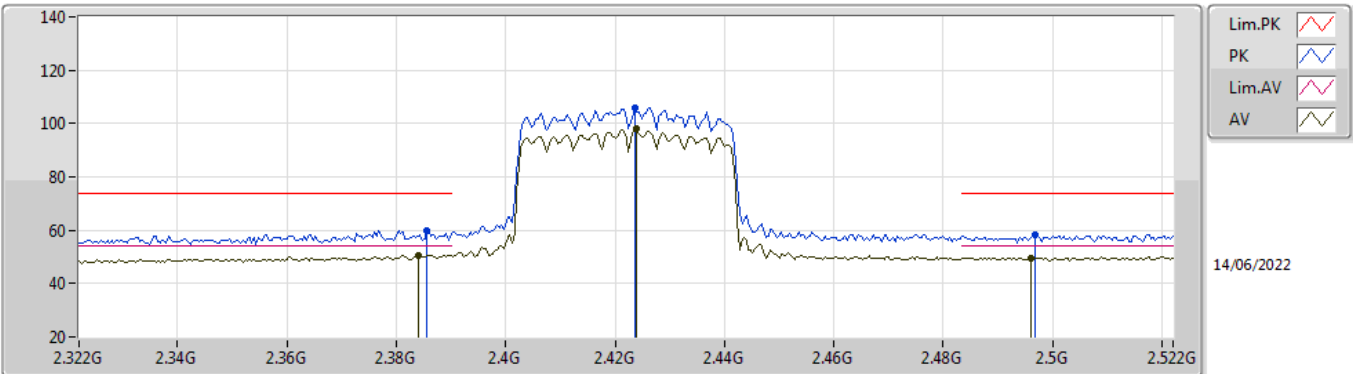
2462MHz_TX



Type	Freq (Hz)	Level (dBuV/m)	Limit (dBuV/m)	Margin (dB)	Raw (dBuV)	Dist (m)	Condition	Azimuth (°)	Height (m)	Comment	AF (dB)	CL (dB)	PA (dB)
AV	4.9231G	43.75	54.00	-10.25	38.92	3	Horizontal	279	1.01	-	32.94	6.33	34.44
AV	7.38474G	43.40	54.00	-10.60	33.42	3	Horizontal	24	1.20	-	36.69	8.12	34.83
PK	4.9258G	53.86	74.00	-20.14	49.01	3	Horizontal	279	1.01	-	32.95	6.34	34.44
PK	7.38546G	54.48	74.00	-19.52	44.50	3	Horizontal	24	1.20	-	36.69	8.12	34.83

802.11ax HEW40_Nss1,(MCS0)_2TX

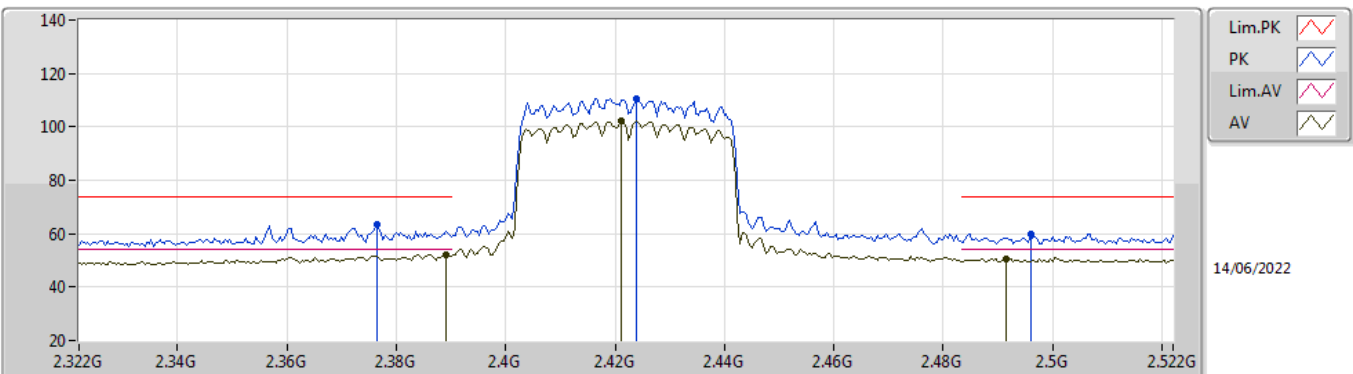
2422MHz_TX



Type	Freq	Level	Limit	Margin	Raw	Dist	Condition	Azimuth	Height	Comment	AF	CL	PA
	(Hz)	(dBuV/m)	(dBuV/m)	(dB)	(dBuV)	(m)		(°)	(m)		(dB)	(dB)	(dB)
AV	2.384G	50.74	54.00	-3.26	19.01	3	Vertical	20	2.85	-	27.37	4.36	-
AV	2.424G	98.09	Inf	-Inf	66.18	3	Vertical	20	2.85	-	27.50	4.41	-
AV	2.496G	49.72	54.00	-4.28	17.32	3	Vertical	20	2.85	-	27.88	4.52	-
PK	2.3856G	59.94	74.00	-14.06	28.21	3	Vertical	20	2.85	-	27.37	4.36	-
PK	2.4236G	106.07	Inf	-Inf	74.17	3	Vertical	20	2.85	-	27.49	4.41	-
PK	2.4968G	58.10	74.00	-15.90	25.70	3	Vertical	20	2.85	-	27.88	4.52	-

802.11ax HEW40_Nss1,(MCS0)_2TX

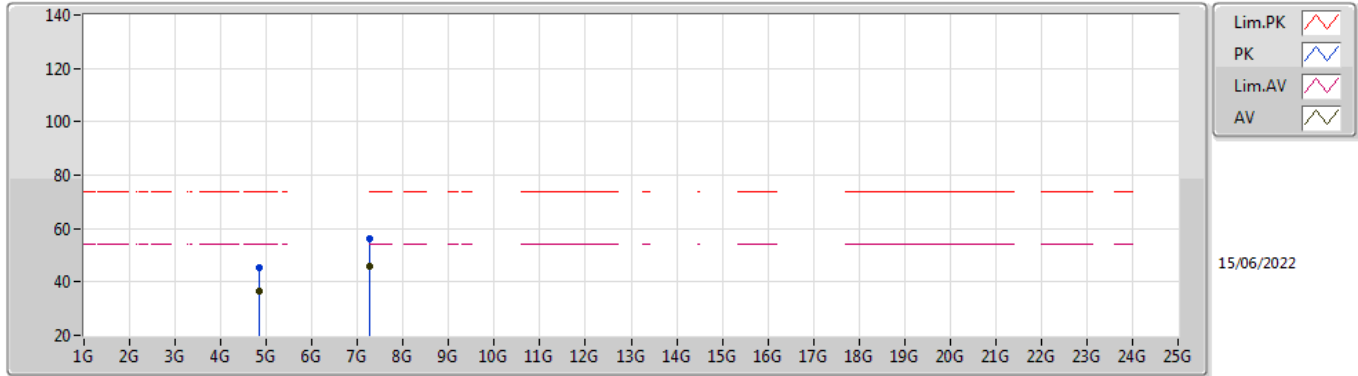
2422MHz_TX



Type	Freq	Level	Limit	Margin	Raw	Dist	Condition	Azimuth	Height	Comment	AF	CL	PA
	(Hz)	(dBuV/m)	(dBuV/m)	(dB)	(dBuV)	(m)		(°)	(m)		(dB)	(dB)	(dB)
AV	2.3892G	52.09	54.00	-1.91	20.34	3	Horizontal	272	1.23	-	27.38	4.37	-
AV	2.4212G	102.48	Inf	-Inf	70.59	3	Horizontal	272	1.23	-	27.48	4.41	-
AV	2.4916G	50.45	54.00	-3.55	18.09	3	Horizontal	272	1.23	-	27.85	4.51	-
PK	2.3764G	63.40	74.00	-10.60	31.69	3	Horizontal	272	1.23	-	27.35	4.36	-
PK	2.424G	110.63	Inf	-Inf	78.72	3	Horizontal	272	1.23	-	27.50	4.41	-
PK	2.496G	59.80	74.00	-14.20	27.40	3	Horizontal	272	1.23	-	27.88	4.52	-

802.11ax HEW40_Nss1,(MCS0)_2TX

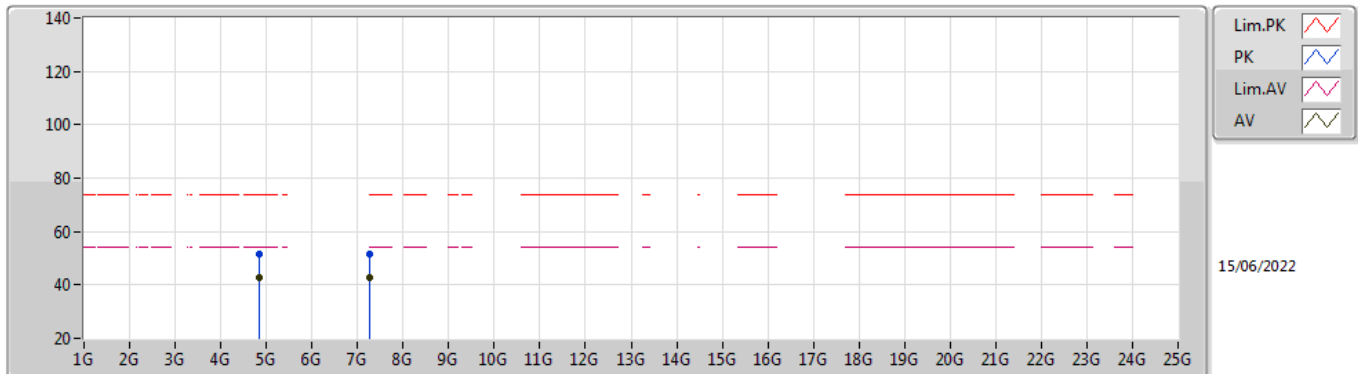
2422MHz_TX



Type	Freq (Hz)	Level (dBuV/m)	Limit (dBuV/m)	Margin (dB)	Raw (dBuV)	Dist (m)	Condition	Azimuth (°)	Height (m)	Comment	AF (dB)	CL (dB)	PA (dB)
AV	4.84352G	36.73	54.00	-17.27	32.22	3	Vertical	96	1.37	-	32.67	6.29	34.45
AV	7.26728G	45.93	54.00	-8.07	35.74	3	Vertical	69	2.23	-	36.83	8.16	34.80
PK	4.84368G	45.13	74.00	-28.87	40.62	3	Vertical	96	1.37	-	32.67	6.29	34.45
PK	7.27032G	56.31	74.00	-17.69	46.13	3	Vertical	69	2.23	-	36.82	8.16	34.80

802.11ax HEW40_Nss1,(MCS0)_2TX

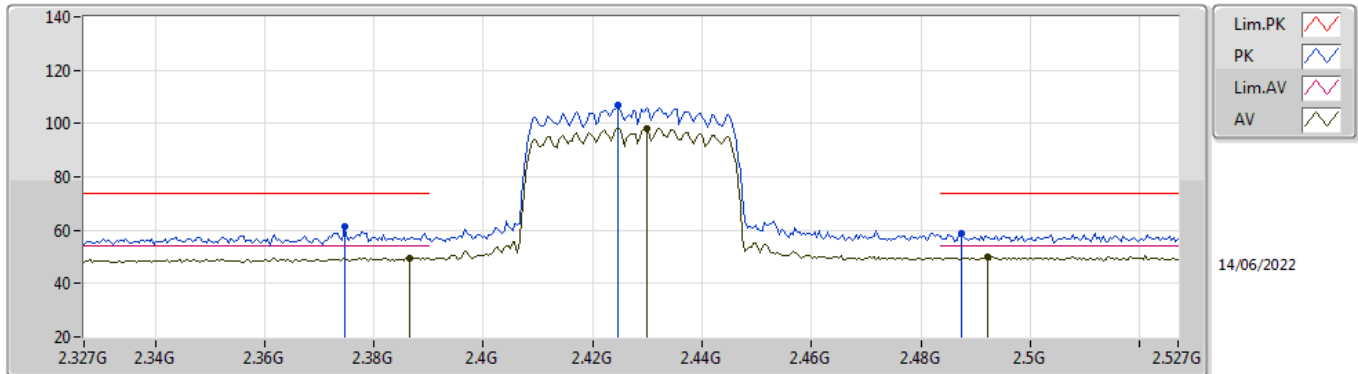
2422MHz_TX



Type	Freq (Hz)	Level (dBuV/m)	Limit (dBuV/m)	Margin (dB)	Raw (dBuV)	Dist (m)	Condition	Azimuth (°)	Height (m)	Comment	AF (dB)	CL (dB)	PA (dB)
AV	4.8456G	42.60	54.00	-11.40	38.08	3	Horizontal	279	1.00	-	32.68	6.29	34.45
AV	7.25592G	42.96	54.00	-11.04	32.71	3	Horizontal	28	1.06	-	36.88	8.16	34.79
PK	4.84304G	51.38	74.00	-22.62	46.87	3	Horizontal	279	1.00	-	32.67	6.29	34.45
PK	7.25704G	51.58	74.00	-22.42	41.34	3	Horizontal	28	1.06	-	36.87	8.16	34.79

802.11ax HEW40_Nss1,(MCS0)_2TX

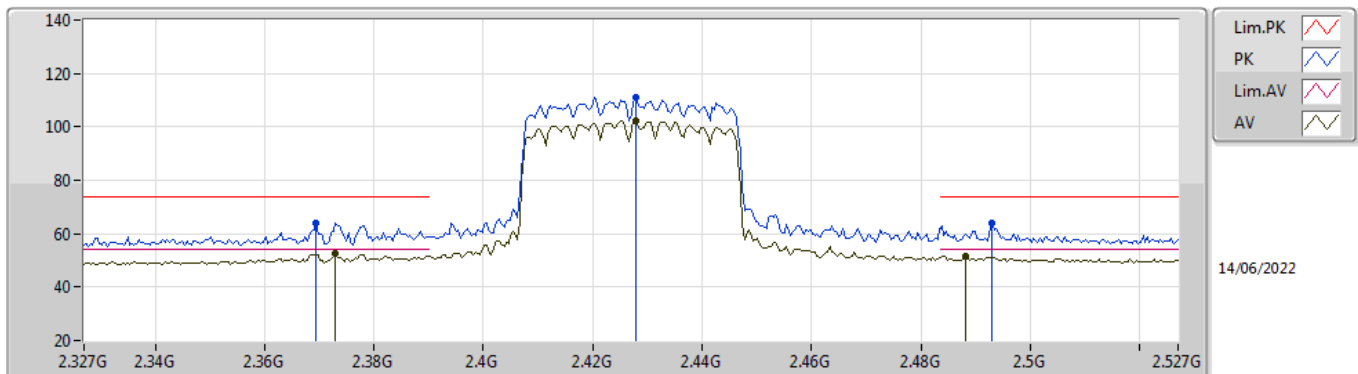
2427MHz_TX



Type	Freq (Hz)	Level (dBuV/m)	Limit (dBuV/m)	Margin (dB)	Raw (dBuV)	Dist (m)	Condition	Azimuth (°)	Height (m)	Comment	AF (dB)	CL (dB)	PA (dB)
AV	2.3866G	49.61	54.00	-4.39	17.87	3	Vertical	0	2.78	-	27.37	4.37	-
AV	2.4298G	98.26	Inf	-Inf	66.32	3	Vertical	0	2.78	-	27.52	4.42	-
AV	2.4922G	49.89	54.00	-4.11	17.53	3	Vertical	0	2.78	-	27.85	4.51	-
PK	2.3746G	61.43	74.00	-12.57	29.73	3	Vertical	0	2.78	-	27.35	4.35	-
PK	2.4246G	106.76	Inf	-Inf	74.84	3	Vertical	0	2.78	-	27.50	4.42	-
PK	2.4874G	58.85	74.00	-15.15	26.52	3	Vertical	0	2.78	-	27.82	4.51	-

802.11ax HEW40_Nss1,(MCS0)_2TX

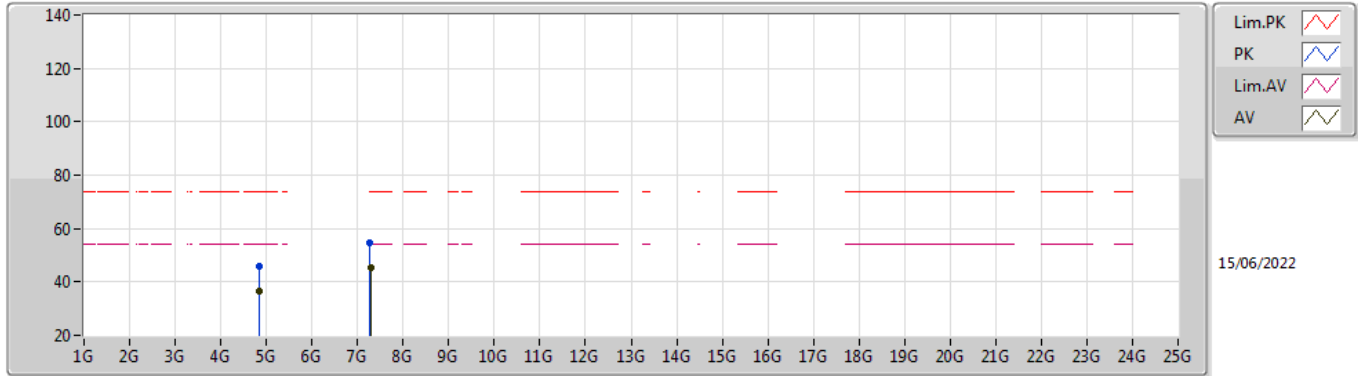
2427MHz_TX



Type	Freq (Hz)	Level (dBuV/m)	Limit (dBuV/m)	Margin (dB)	Raw (dBuV)	Dist (m)	Condition	Azimuth (°)	Height (m)	Comment	AF (dB)	CL (dB)	PA (dB)
AV	2.373G	52.65	54.00	-1.35	20.95	3	Horizontal	273	1.07	-	27.35	4.35	-
AV	2.4278G	102.34	Inf	-Inf	70.41	3	Horizontal	273	1.07	-	27.51	4.42	-
AV	2.4882G	51.62	54.00	-2.38	19.28	3	Horizontal	273	1.07	-	27.83	4.51	-
PK	2.3694G	63.97	74.00	-10.03	32.28	3	Horizontal	273	1.07	-	27.34	4.35	-
PK	2.4278G	111.28	Inf	-Inf	79.35	3	Horizontal	273	1.07	-	27.51	4.42	-
PK	2.493G	63.80	74.00	-10.20	31.43	3	Horizontal	273	1.07	-	27.86	4.51	-

802.11ax HEW40_Nss1,(MCS0)_2TX

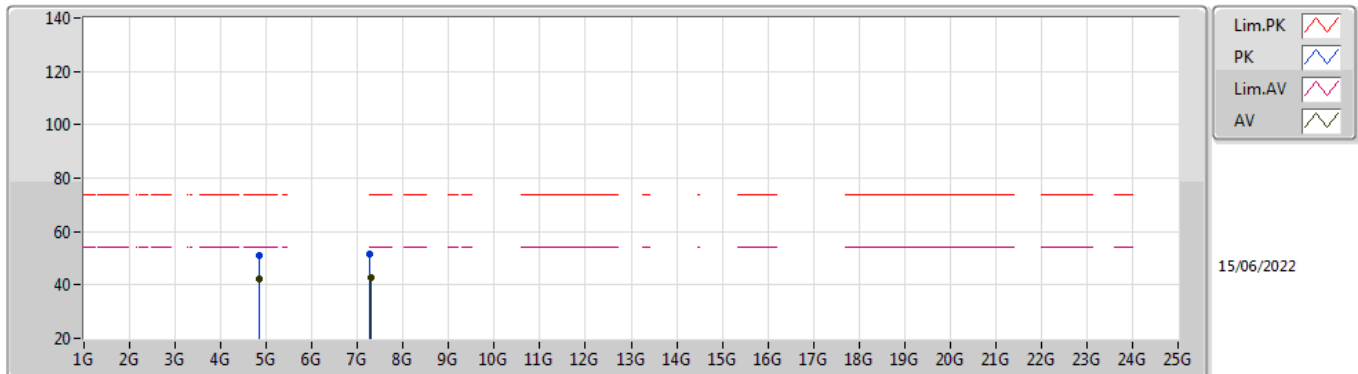
2427MHz_TX



Type	Freq (Hz)	Level (dBuV/m)	Limit (dBuV/m)	Margin (dB)	Raw (dBuV)	Dist (m)	Condition	Azimuth (°)	Height (m)	Comment	AF (dB)	CL (dB)	PA (dB)
AV	4.8436G	36.78	54.00	-17.22	32.27	3	Vertical	95	1.09	-	32.67	6.29	34.45
AV	7.29092G	45.46	54.00	-8.54	35.37	3	Vertical	68	2.19	-	36.74	8.15	34.80
PK	4.84312G	45.70	74.00	-28.30	41.19	3	Vertical	95	1.09	-	32.67	6.29	34.45
PK	7.27988G	54.91	74.00	-19.09	44.78	3	Vertical	68	2.19	-	36.78	8.15	34.80

802.11ax HEW40_Nss1,(MCS0)_2TX

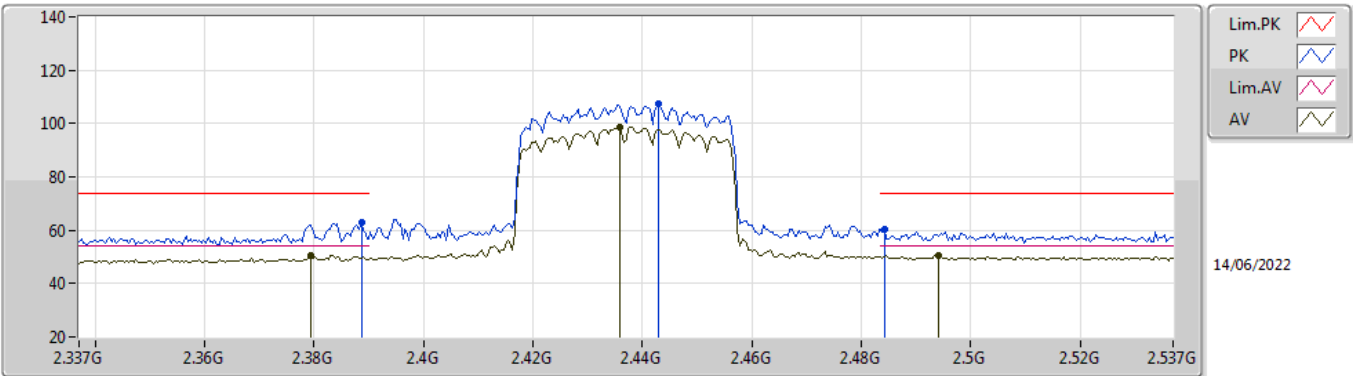
2427MHz_TX



Type	Freq (Hz)	Level (dBuV/m)	Limit (dBuV/m)	Margin (dB)	Raw (dBuV)	Dist (m)	Condition	Azimuth (°)	Height (m)	Comment	AF (dB)	CL (dB)	PA (dB)
AV	4.8476G	42.39	54.00	-11.61	37.86	3	Horizontal	279	1.00	-	32.69	6.29	34.45
AV	7.28228G	42.84	54.00	-11.16	32.72	3	Horizontal	24	1.06	-	36.77	8.15	34.80
PK	4.85512G	51.28	74.00	-22.72	46.72	3	Horizontal	279	1.00	-	32.71	6.29	34.44
PK	7.27972G	51.81	74.00	-22.19	41.68	3	Horizontal	24	1.06	-	36.78	8.15	34.80

802.11ax HEW40_Nss1,(MCS0)_2TX

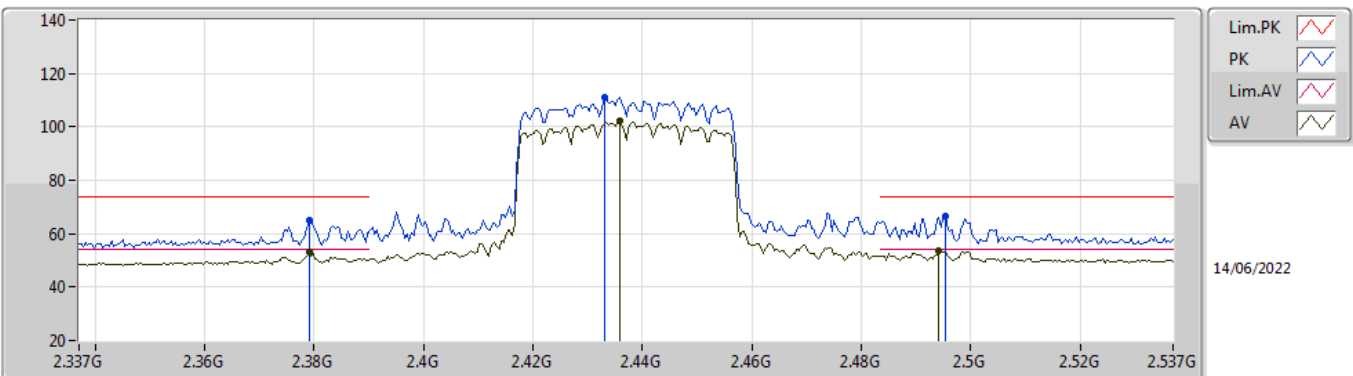
2437MHz_TX



Type	Freq	Level	Limit	Margin	Raw	Dist	Condition	Azimuth	Height	Comment	AF	CL	PA
	(Hz)	(dBuV/m)	(dBuV/m)	(dB)	(dBuV)	(m)		(°)	(m)		(dB)	(dB)	(dB)
AV	2.3794G	50.42	54.00	-3.58	18.70	3	Vertical	32	2.79	-	27.36	4.36	-
AV	2.4358G	98.83	Inf	-Inf	66.86	3	Vertical	32	2.79	-	27.54	4.43	-
AV	2.4942G	50.47	54.00	-3.53	18.08	3	Vertical	32	2.79	-	27.87	4.52	-
PK	2.3886G	63.14	74.00	-10.86	31.39	3	Vertical	32	2.79	-	27.38	4.37	-
PK	2.443G	107.30	Inf	-Inf	75.29	3	Vertical	32	2.79	-	27.57	4.44	-
PK	2.4842G	60.28	74.00	-13.72	27.97	3	Vertical	32	2.79	-	27.81	4.50	-

802.11ax HEW40_Nss1,(MCS0)_2TX

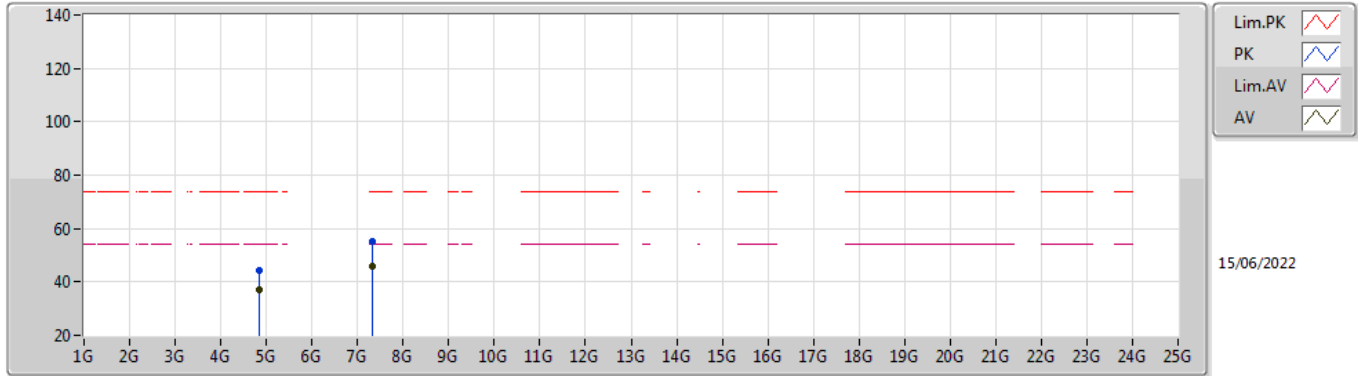
2437MHz_TX



Type	Freq	Level	Limit	Margin	Raw	Dist	Condition	Azimuth	Height	Comment	AF	CL	PA
	(Hz)	(dBuV/m)	(dBuV/m)	(dB)	(dBuV)	(m)		(°)	(m)		(dB)	(dB)	(dB)
AV	2.379G	52.92	54.00	-1.08	21.20	3	Horizontal	318	1.21	-	27.36	4.36	-
AV	2.4358G	102.14	Inf	-Inf	70.17	3	Horizontal	318	1.21	-	27.54	4.43	-
AV	2.4942G	53.37	54.00	-0.63	20.98	3	Horizontal	318	1.21	-	27.87	4.52	-
PK	2.379G	64.92	74.00	-9.08	33.20	3	Horizontal	318	1.21	-	27.36	4.36	-
PK	2.433G	111.00	Inf	-Inf	79.04	3	Horizontal	318	1.21	-	27.53	4.43	-
PK	2.4954G	66.49	74.00	-7.51	34.10	3	Horizontal	318	1.21	-	27.87	4.52	-

802.11ax HEW40_Nss1,(MCS0)_2TX

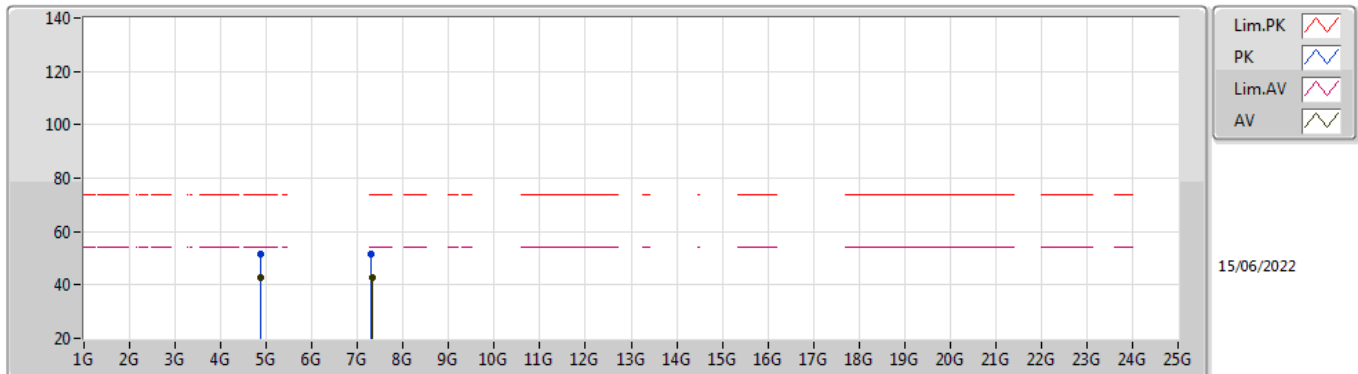
2437MHz_TX



Type	Freq (Hz)	Level (dBuV/m)	Limit (dBuV/m)	Margin (dB)	Raw (dBuV)	Dist (m)	Condition	Azimuth (°)	Height (m)	Comment	AF (dB)	CL (dB)	PA (dB)
AV	4.8436G	36.92	54.00	-17.08	32.41	3	Vertical	95	1.22	-	32.67	6.29	34.45
AV	7.32108G	45.79	54.00	-8.21	35.68	3	Vertical	78	2.31	-	36.78	8.14	34.81
PK	4.84392G	44.42	74.00	-29.58	39.90	3	Vertical	95	1.22	-	32.68	6.29	34.45
PK	7.3206G	55.34	74.00	-18.66	45.23	3	Vertical	78	2.31	-	36.78	8.14	34.81

802.11ax HEW40_Nss1,(MCS0)_2TX

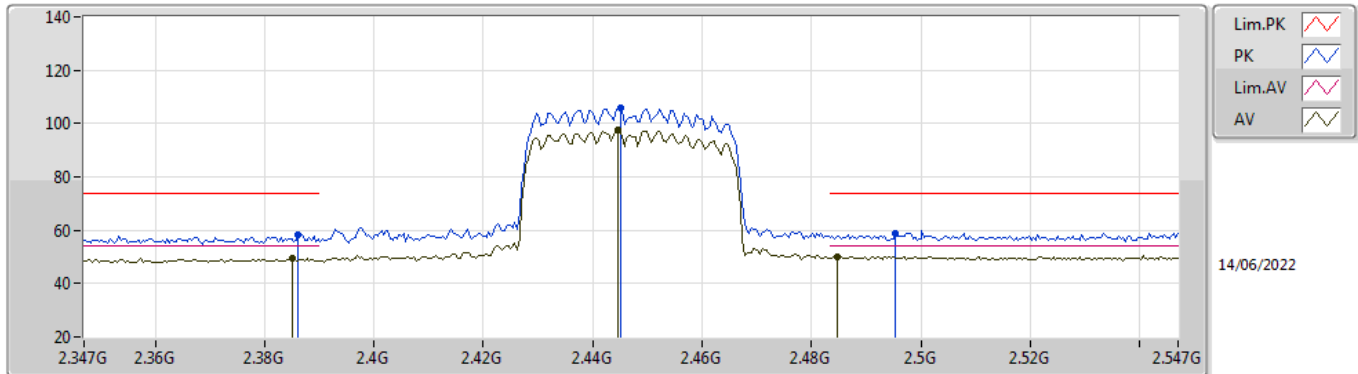
2437MHz_TX



Type	Freq (Hz)	Level (dBuV/m)	Limit (dBuV/m)	Margin (dB)	Raw (dBuV)	Dist (m)	Condition	Azimuth (°)	Height (m)	Comment	AF (dB)	CL (dB)	PA (dB)
AV	4.87304G	42.54	54.00	-11.46	37.93	3	Horizontal	280	1.09	-	32.75	6.30	34.44
AV	7.32092G	42.92	54.00	-11.08	32.81	3	Horizontal	22	1.00	-	36.78	8.14	34.81
PK	4.87368G	51.33	74.00	-22.67	46.72	3	Horizontal	280	1.09	-	32.75	6.30	34.44
PK	7.30908G	51.48	74.00	-22.52	41.41	3	Horizontal	22	1.00	-	36.74	8.14	34.81

802.11ax HEW40_Nss1,(MCS0)_2TX

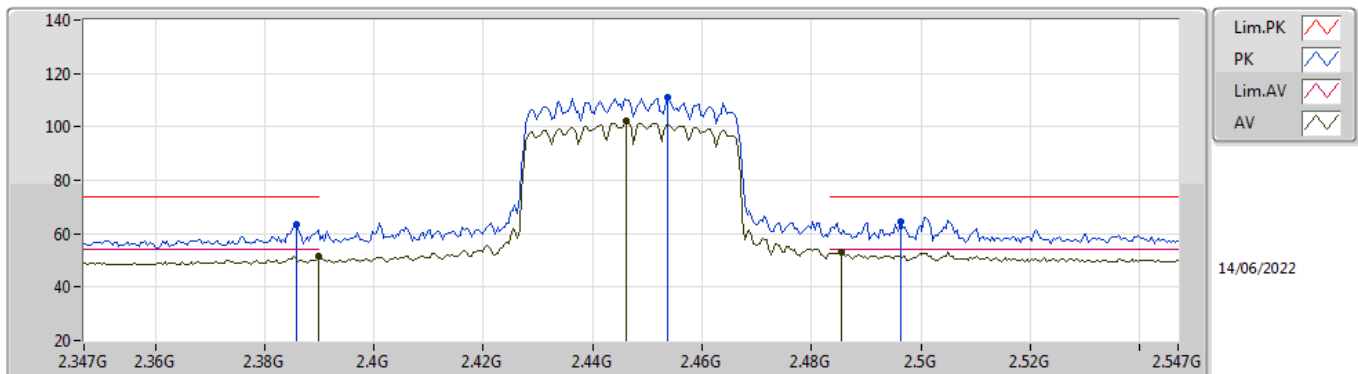
2447MHz_TX



Type	Freq	Level	Limit	Margin	Raw	Dist	Condition	Azimuth	Height	Comment	AF	CL	PA
	(Hz)	(dBuV/m)	(dBuV/m)	(dB)	(dBuV)	(m)		(°)	(m)		(dB)	(dB)	(dB)
AV	2.385G	49.41	54.00	-4.59	17.68	3	Vertical	0	2.79	-	27.37	4.36	-
AV	2.4446G	97.56	Inf	-Inf	65.54	3	Vertical	0	2.79	-	27.58	4.44	-
AV	2.4846G	50.24	54.00	-3.76	17.93	3	Vertical	0	2.79	-	27.81	4.50	-
PK	2.3862G	58.43	74.00	-15.57	26.69	3	Vertical	0	2.79	-	27.37	4.37	-
PK	2.445G	105.73	Inf	-Inf	73.70	3	Vertical	0	2.79	-	27.58	4.45	-
PK	2.4954G	58.88	74.00	-15.12	26.49	3	Vertical	0	2.79	-	27.87	4.52	-

802.11ax HEW40_Nss1,(MCS0)_2TX

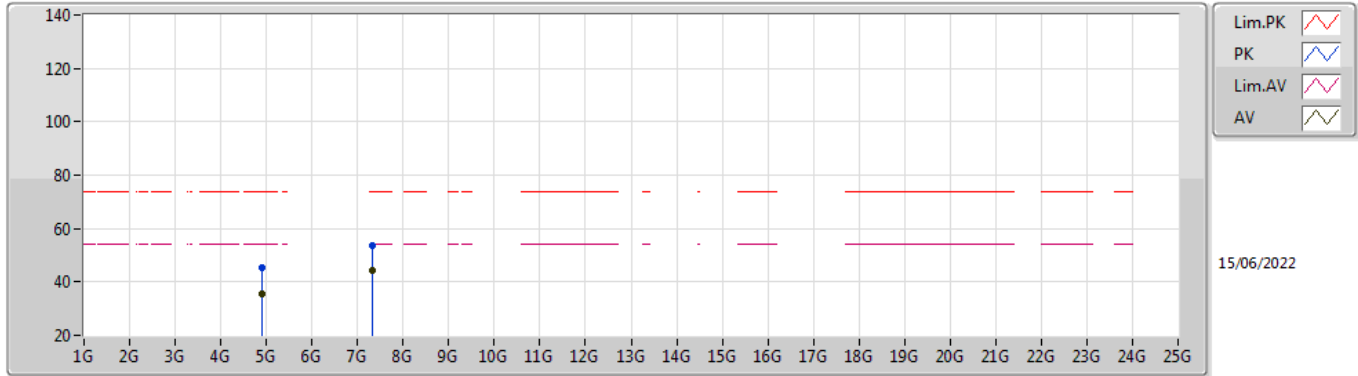
2447MHz_TX



Type	Freq	Level	Limit	Margin	Raw	Dist	Condition	Azimuth	Height	Comment	AF	CL	PA
	(Hz)	(dBuV/m)	(dBuV/m)	(dB)	(dBuV)	(m)		(°)	(m)		(dB)	(dB)	(dB)
AV	2.3898G	51.40	54.00	-2.60	19.65	3	Horizontal	57	1.09	-	27.38	4.37	-
AV	2.4462G	102.08	Inf	-Inf	70.05	3	Horizontal	57	1.09	-	27.58	4.45	-
AV	2.4854G	52.92	54.00	-1.08	20.61	3	Horizontal	57	1.09	-	27.81	4.50	-
PK	2.3858G	63.65	74.00	-10.35	31.91	3	Horizontal	57	1.09	-	27.37	4.37	-
PK	2.4538G	110.93	Inf	-Inf	78.85	3	Horizontal	57	1.09	-	27.62	4.46	-
PK	2.4962G	64.53	74.00	-9.47	32.13	3	Horizontal	57	1.09	-	27.88	4.52	-

802.11ax HEW40_Nss1,(MCS0)_2TX

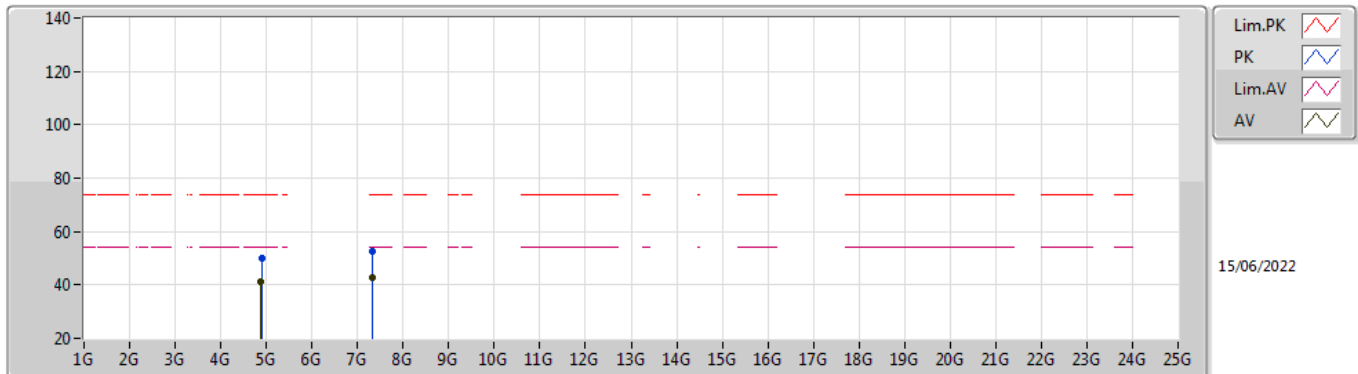
2447MHz_TX



Type	Freq (Hz)	Level (dBuV/m)	Limit (dBuV/m)	Margin (dB)	Raw (dBuV)	Dist (m)	Condition	Azimuth (°)	Height (m)	Comment	AF (dB)	CL (dB)	PA (dB)
AV	4.8892G	35.41	54.00	-18.59	30.76	3	Vertical	360	3.00	-	32.78	6.31	34.44
AV	7.33956G	44.15	54.00	-9.85	33.98	3	Vertical	84	2.10	-	36.86	8.13	34.82
PK	4.89384G	45.39	74.00	-28.61	40.72	3	Vertical	360	3.00	-	32.79	6.32	34.44
PK	7.33924G	53.67	74.00	-20.33	43.50	3	Vertical	84	2.10	-	36.86	8.13	34.82

802.11ax HEW40_Nss1,(MCS0)_2TX

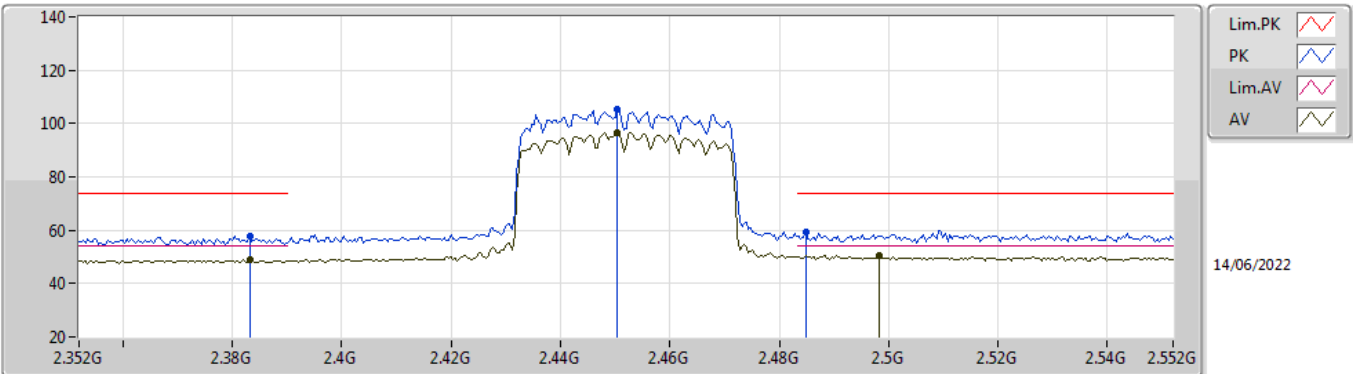
2447MHz_TX



Type	Freq (Hz)	Level (dBuV/m)	Limit (dBuV/m)	Margin (dB)	Raw (dBuV)	Dist (m)	Condition	Azimuth (°)	Height (m)	Comment	AF (dB)	CL (dB)	PA (dB)
AV	4.8877G	41.41	54.00	-12.59	36.76	3	Horizontal	280	1.00	-	32.78	6.31	34.44
AV	7.33332G	42.61	54.00	-11.39	32.47	3	Horizontal	23	1.13	-	36.83	8.13	34.82
PK	4.89238G	49.96	74.00	-24.04	45.30	3	Horizontal	280	1.00	-	32.78	6.32	34.44
PK	7.33988G	52.58	74.00	-21.42	42.41	3	Horizontal	23	1.13	-	36.86	8.13	34.82

802.11ax HEW40_Nss1,(MCS0)_2TX

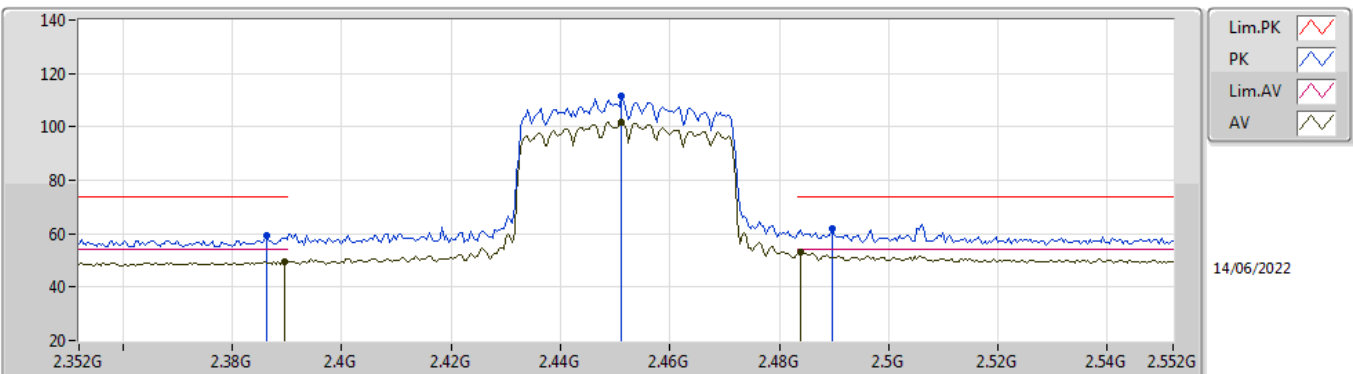
2452MHz_TX



Type	Freq	Level	Limit	Margin	Raw	Dist	Condition	Azimuth	Height	Comment	AF	CL	PA
	(Hz)	(dBuV/m)	(dBuV/m)	(dB)	(dBuV)	(m)		(°)	(m)		(dB)	(dB)	(dB)
AV	2.3832G	49.04	54.00	-4.96	17.31	3	Vertical	28	2.72	-	27.37	4.36	-
AV	2.4504G	96.44	Inf	-Inf	64.39	3	Vertical	28	2.72	-	27.60	4.45	-
AV	2.4984G	50.66	54.00	-3.34	18.25	3	Vertical	28	2.72	-	27.89	4.52	-
PK	2.3832G	57.95	74.00	-16.05	26.22	3	Vertical	28	2.72	-	27.37	4.36	-
PK	2.4504G	105.36	Inf	-Inf	73.31	3	Vertical	28	2.72	-	27.60	4.45	-
PK	2.4848G	59.10	74.00	-14.90	26.79	3	Vertical	28	2.72	-	27.81	4.50	-

802.11ax HEW40_Nss1,(MCS0)_2TX

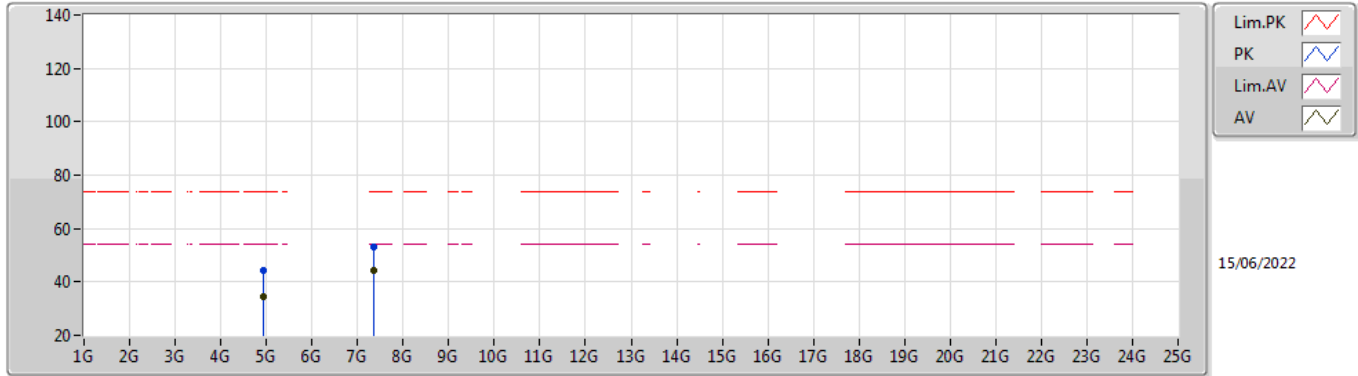
2452MHz_TX



Type	Freq	Level	Limit	Margin	Raw	Dist	Condition	Azimuth	Height	Comment	AF	CL	PA
	(Hz)	(dBuV/m)	(dBuV/m)	(dB)	(dBuV)	(m)		(°)	(m)		(dB)	(dB)	(dB)
AV	2.3896G	49.64	54.00	-4.36	17.89	3	Horizontal	53	1.54	-	27.38	4.37	-
AV	2.4512G	101.73	Inf	-Inf	69.67	3	Horizontal	53	1.54	-	27.61	4.45	-
AV	2.484G	53.31	54.00	-0.69	21.01	3	Horizontal	53	1.54	-	27.80	4.50	-
PK	2.3864G	59.23	74.00	-14.77	27.49	3	Horizontal	53	1.54	-	27.37	4.37	-
PK	2.4512G	111.39	Inf	-Inf	79.33	3	Horizontal	53	1.54	-	27.61	4.45	-
PK	2.4896G	61.69	74.00	-12.31	29.34	3	Horizontal	53	1.54	-	27.84	4.51	-

802.11ax HEW40_Nss1,(MCS0)_2TX

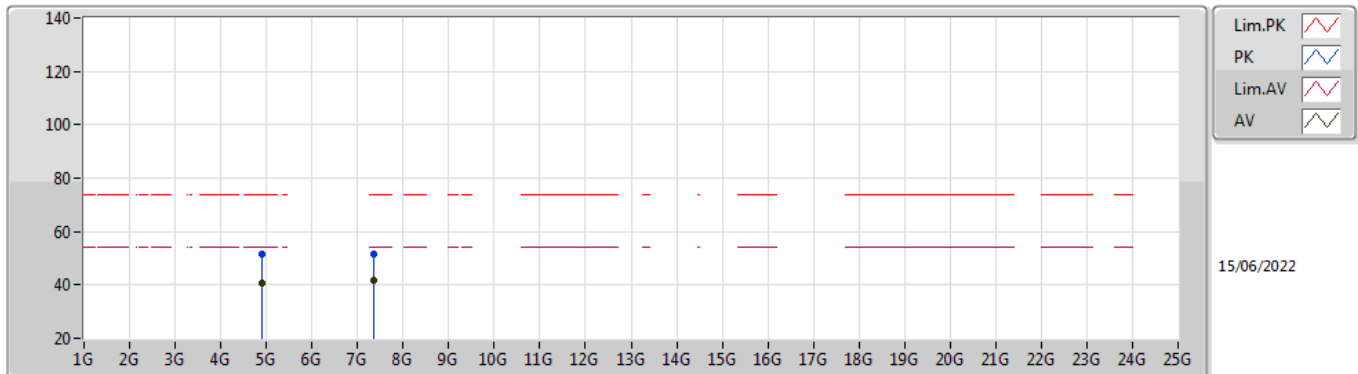
2452MHz_TX



Type	Freq (Hz)	Level (dBuV/m)	Limit (dBuV/m)	Margin (dB)	Raw (dBuV)	Dist (m)	Condition	Azimuth (°)	Height (m)	Comment	AF (dB)	CL (dB)	PA (dB)
AV	4.94G	34.57	54.00	-19.43	29.63	3	Vertical	244	2.96	-	33.04	6.34	34.44
AV	7.3544G	44.22	54.00	-9.78	34.04	3	Vertical	85	2.17	-	36.87	8.13	34.82
PK	4.93536G	44.46	74.00	-29.54	39.55	3	Vertical	244	2.96	-	33.01	6.34	34.44
PK	7.3552G	52.85	74.00	-21.15	42.67	3	Vertical	85	2.17	-	36.87	8.13	34.82

802.11ax HEW40_Nss1,(MCS0)_2TX

2452MHz_TX



Type	Freq (Hz)	Level (dBuV/m)	Limit (dBuV/m)	Margin (dB)	Raw (dBuV)	Dist (m)	Condition	Azimuth (°)	Height (m)	Comment	AF (dB)	CL (dB)	PA (dB)
AV	4.90544G	40.73	54.00	-13.27	36.02	3	Horizontal	282	1.01	-	32.83	6.32	34.44
AV	7.35488G	41.55	54.00	-12.45	31.37	3	Horizontal	24	1.00	-	36.87	8.13	34.82
PK	4.90292G	51.31	74.00	-22.69	46.61	3	Horizontal	282	1.01	-	32.82	6.32	34.44
PK	7.35424G	51.66	74.00	-22.34	41.48	3	Horizontal	24	1.00	-	36.87	8.13	34.82


1. Photographs of Conducted Emissions Test Configuration

PCB Antenna

Front view



Side view



Under table view




Dipole Antenna

Front view



Side view



Under table view




2. Photographs of Radiated Emissions Test Configuration

For radiated emissions 30MHz~1GHz

PCB Antenna

Front view




Rear view




For radiated emissions above 1GHz

Front view




Rear view




For radiated emissions 30MHz~1GHz
Dipole Antenna

Front view




Rear view



For radiated emissions above 1GHz

Front view



Rear view



————THE END————